

# Vocabulary

## for Kindergarten



Name: \_\_\_\_\_

Class: \_\_\_\_\_

School: \_\_\_\_\_

**GEETHA MENON** B.A., P.G.D.E.  
**BALJIT KAUR** B.A. (Hons)

**© Educational Publishing House Pte Ltd**

ALL RIGHTS RESERVED. No part of this book may be reproduced or transmitted in any form or by any means, electronic or mechanical, including photocopying, or by any information storage and retrieval system, without permission in writing from the Publisher.

First Published      2007  
Reprinted            2007

**ISBN 978-981-4218-69-6**

Published and distributed by:

**Educational Publishing House Pte Ltd**

*a member of Popular Holdings Limited*

(CRN 199607189N)

20 Old Toh Tuck Road

Singapore 597655

Tel: 6462 9608

Website: [www.eph.com.sg](http://www.eph.com.sg)

Printed in Singapore

# CONTENTS

1.	My Body .....	6
2.	My Family and My Relatives .....	18
3.	Houses .....	26
4.	Places Around Me .....	34
5.	Clothes and Accessories .....	42
6.	Food .....	50
7.	Plants .....	62
8.	Sports and Games .....	70
9.	Insects and Creepy Crawlies .....	78
10.	Animals .....	84
11.	Animal Sounds .....	96
12.	Animal Movements .....	102
13.	Animals and Their Young .....	108
14.	Sea Creatures .....	114
15.	Things Around the House .....	120
16.	Occupations .....	130
17.	Weather .....	138



## NOTE TO PARENTS

**Vocabulary for Kindergarten** is designed as a teaching tool for parents and tutors. It is also a **comprehensive practice book** for pre-school children. It has a collection of carefully **selected themes** that pre-school children are familiar with. Another beneficial feature in the book is the **eye-catching illustrations** that come with a variety of words to build children's vocabulary.

To make the learning process more interesting, this book also has a **variety of exercises** for each theme. You will notice in this book that each theme has **different types of activities** with each focusing on a different learning skill or component of the theme. These exercises will also help children to read better. Some of these **activities are challenging** and with the assistance of parents, attempting these activities can be a **fun-filled learning experience**.

**Vocabulary for Kindergarten** is an **ideal companion** for pre-school children with its **comprehensive notes on a broad variety of themes** and **varied exercises for practice**. Using this book as a guide, parents will certainly be able to **improve their children's vocabulary skills**.



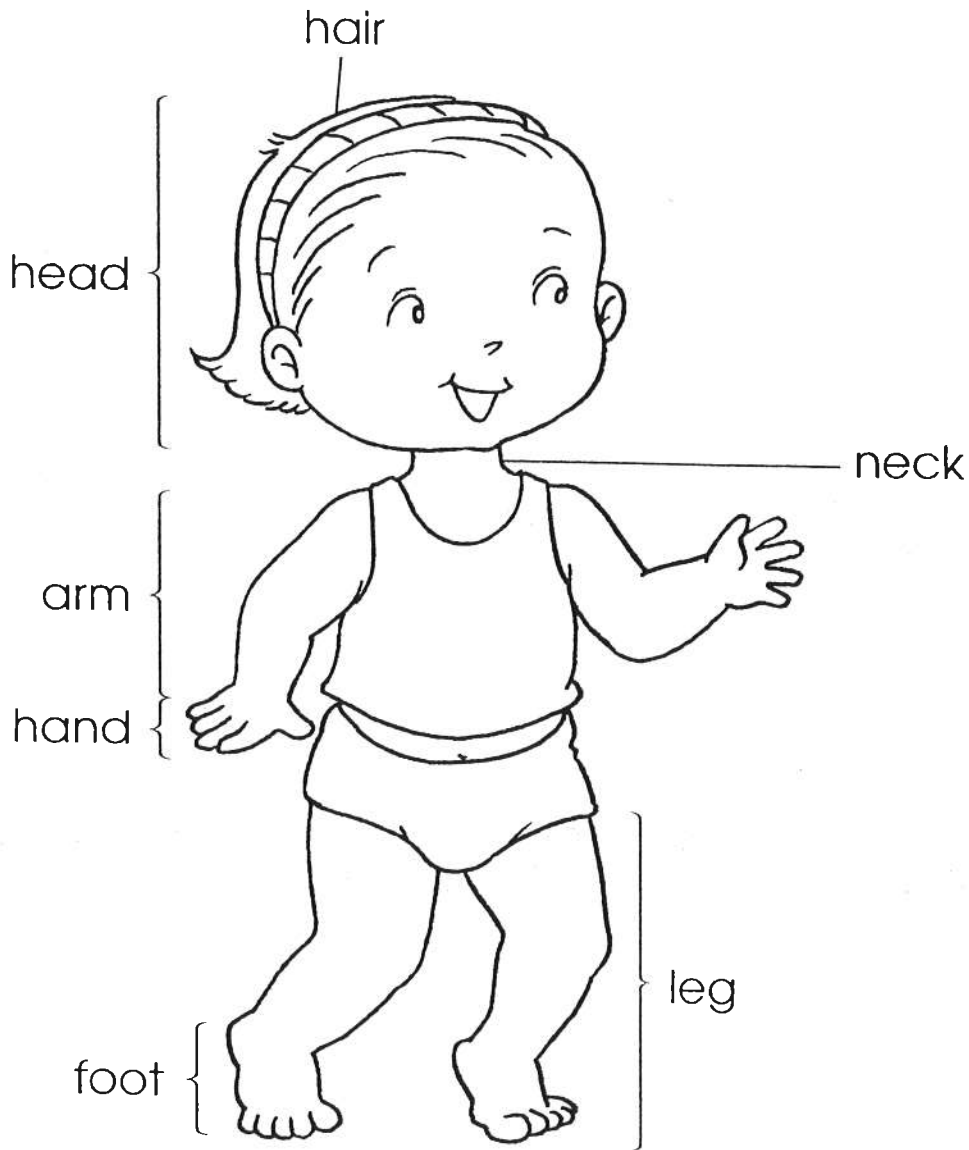
18.	Habits and Behaviours .....	146
19.	Antonyms .....	154
20.	Homonyms .....	158
21.	Synonyms .....	162
22.	Actions .....	166
23.	Feelings .....	170
24.	Descriptive Words .....	176
25.	Collective Nouns .....	182
26.	Revision One .....	188
27.	Revision Two .....	190
28.	Revision Three .....	192
29.	Revision Four .....	196
30.	Revision Five .....	200
	Answers .....	204



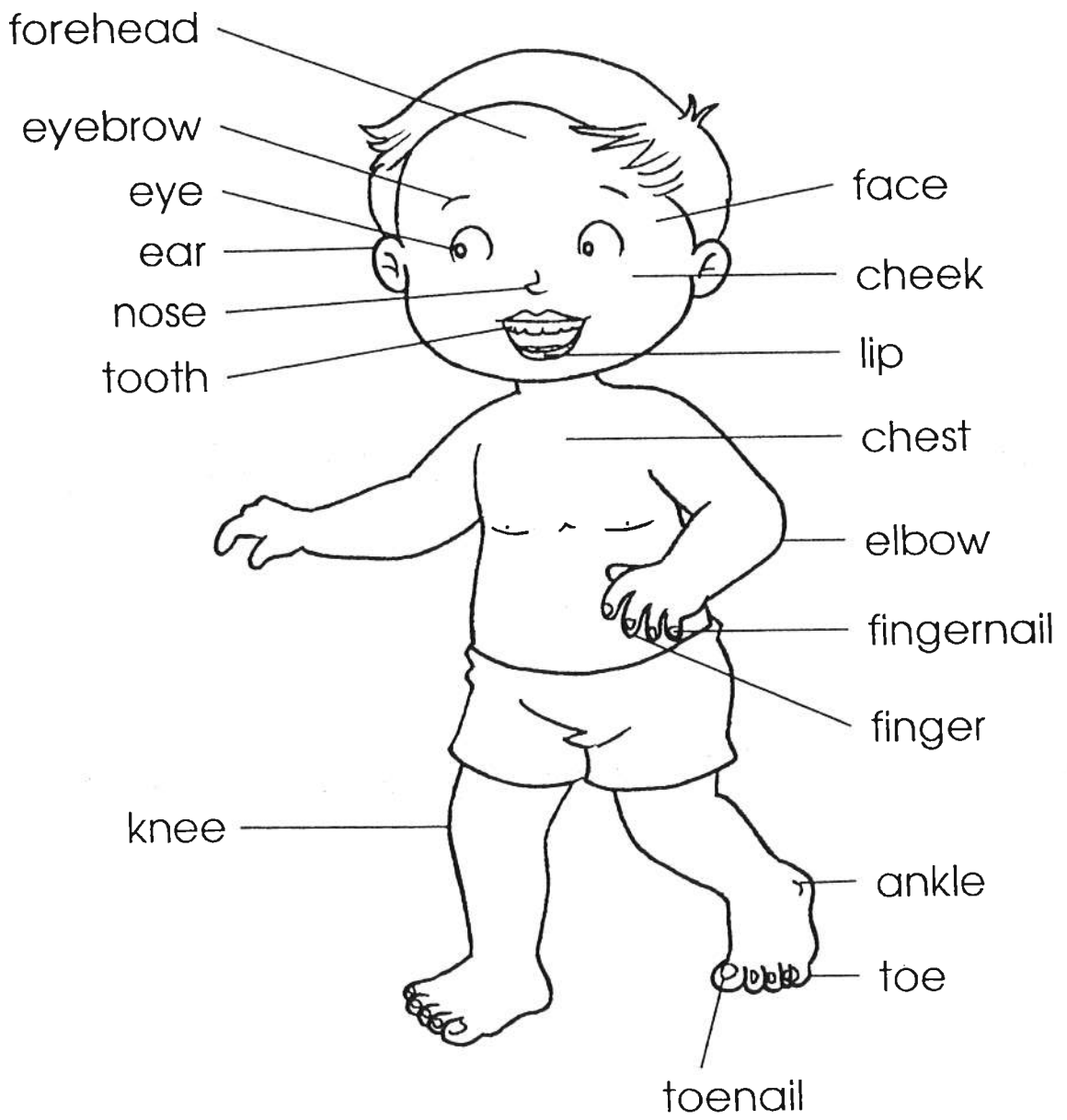


# My Body

The body is made up of many parts. Point to each part and say the name.



Handwritten scribbles at the top of the page.





## EXERCISE 1

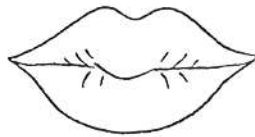
Fill in each blank with the correct answer.

1.



I see things with my \_\_\_\_\_.

2.



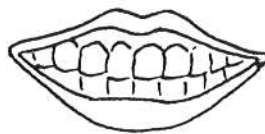
I speak with my \_\_\_\_\_.

3.



I smell with my \_\_\_\_\_.

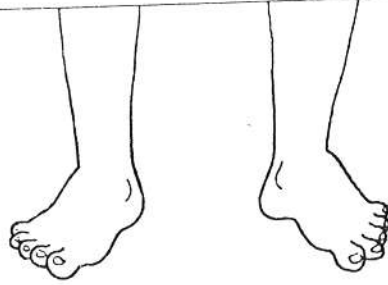
4.



I chew food with my \_\_\_\_\_.



5.




I run and walk with my \_\_\_\_\_.

6.



I listen with my \_\_\_\_\_.

7.



I taste with my \_\_\_\_\_.

8.



I wave with my \_\_\_\_\_.



## EXERCISE 2

Fill in each blank with the correct answer.


1. Steve washes his \_\_\_\_\_  every day.


2. Linda uses her \_\_\_\_\_  to skip.


3. I trim my \_\_\_\_\_  every week.

4. John scrubs his \_\_\_\_\_  every day.

5. Mindy uses her \_\_\_\_\_  to eat the noodles.

6. Siti irons the clothes with her \_\_\_\_\_ 

7. My brother brushes his \_\_\_\_\_  every day and night.


8. Tom reads with his \_\_\_\_\_ 




### EXERCISE 3

Circle the correct answer.

1. My eyes  help me to ( see , smell ) the things around me.

2. My ears  help me to ( listen , feel ) to music and what people say to me.

3. My nose  helps me to ( smell , hear ) things that are pleasant.

4. My tongue  helps me to ( feel , taste ) the food that I eat.

5. My hands  help me to ( see , feel ) the objects around me.



## EXERCISE 4

Read each sentence.  
Then tick (✓) the correct picture.

1. Dawn licks the ice cream with her tongue.




2. Daryl writes with his hand.



3. Jacky looks at the butterfly with his eyes.



4. I listen to what my brother tells me.




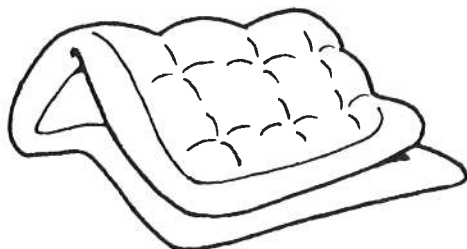

5. My sister smells the flower with her nose.





## EXERCISE 5

Use your senses to help you.  
Colour the hard objects.

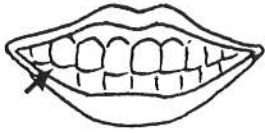




## EXERCISE 6

Look at each picture.  
Write its name on the blank.

1.



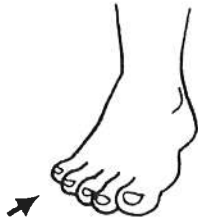
\_\_\_\_\_

2.



\_\_\_\_\_

3.



\_\_\_\_\_

4.



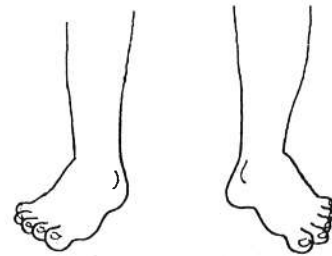
\_\_\_\_\_

5.



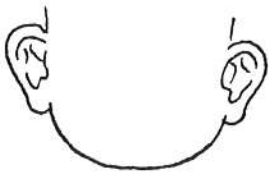
\_\_\_\_\_

6.



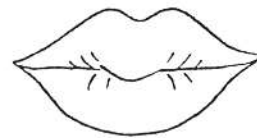
\_\_\_\_\_

7.



\_\_\_\_\_

8.



\_\_\_\_\_



## EXERCISE 7

Which sense does each person in the picture use?  
Match each picture with the correct answer.

1.




touch

2.



sight

3.



smell

4.



hearing

5.



taste



## EXERCISE 8

Read the story. Then answer the questions that follow.

It is a bright Sunday afternoon. Mei is back from the

playground



. She is perspiring all over.

Her hands and face are dirty. Mei's mother asks her to

go to the bathroom to wash up. Mei is too lazy to do it.

Her hair is also in a mess but she does not care



She is feeling very hungry. She sees some sandwiches on

the table. She takes one and eats it up without washing

her hands



. Mei is so dirty that she does not

wipe her mouth after eating.



Tick ( ✓ ) the correct answer.

1. Mei is a tidy girl.

Yes	<input type="checkbox"/>
No	<input type="checkbox"/>

2. Mei is very lazy.

Yes	<input type="checkbox"/>
No	<input type="checkbox"/>

3. Mei's hair is in a mess.

Yes	<input type="checkbox"/>
No	<input type="checkbox"/>

4. Mei washes her hands before eating.

Yes	<input type="checkbox"/>
No	<input type="checkbox"/>


5. Mei wipes her mouth after eating.

Yes	<input type="checkbox"/>
No	<input type="checkbox"/>




# My Family and My Relatives

An extended family is made up of a few family members.  
Point to each family member and say the name.



12 12 12 12 12 12 12 12 12 12






## EXERCISE 1

Match each sentence with the correct picture.

1.

My mother is washing the fruits and vegetables.




2.

My father is reading a book.




3.

My sister is playing with the yo-yo.



4.

My brother is studying.






## EXERCISE 2

Rearrange the letters to form the name of each family member.


1.



rmothe

---

2.



nucle

---

3.



brthoer

---

4.



fthaer

---

5.



sitser

---

6.




uant

---



## EXERCISE 3

Fill in each blank with the correct answer.



John is at the beach with his family. His (1) m \_\_\_\_\_ is sitting on the picnic mat. His younger (2) b \_\_\_\_\_, Shawn, is building sandcastles with him. John's (3) f \_\_\_\_\_ is reading under the big umbrella. His (4) s \_\_\_\_\_ is picking seashells with their youngest brother.

They are having an enjoyable time.



## EXERCISE 4

Look at each picture.

Then underline the correct answer.

1.



Ahmad ( likes , hates )  
to be with his  
grandfather.

2.




His grandfather  
teaches him to  
( sew , cook ).

3.



Ahmad learns to  
( ride , skip ) the bicycle  
from his grandfather.

4.



They ( fly , tie ) kites  
at the park.

5.



Ahmad's grandfather  
( reads , writes )  
with him.

6.



They ( sleep , eat )  
together at night.



## EXERCISE 5

Read each sentence.

Then tick ( ✓ ) the correct answer.

1. My father's mother  
is my grandmother.

Yes	<input type="checkbox"/>
No	<input type="checkbox"/>

2. My mother's husband  
is my brother.

Yes	<input type="checkbox"/>
No	<input type="checkbox"/>

3. My mother's daughter  
is my sister.

Yes	<input type="checkbox"/>
No	<input type="checkbox"/>

4. My father's brother  
is my uncle.

Yes	<input type="checkbox"/>
No	<input type="checkbox"/>

5. My uncle's son  
is my cousin.

Yes	<input type="checkbox"/>
No	<input type="checkbox"/>





# EXERCISE 6

Find and circle these words in the puzzle.

mother



grandmother



cousins



sister



c	o	u	s	i	n	s	n	m
g	f	c	o	p	c	w	f	g
m	i	q	s	i	s	t	e	r
o	b	d	k	l	t	u	z	a
t	g	s	v	w	c	o	y	n
h	b	d	e	l	j	k	z	d
e	r	g	h	q	i	n	g	m
r	c	h	o	d	t	l	w	o
e	w	n	p	f	d	m	e	t
s	q	g	l	y	s	r	j	h
d	a	q	g	z	u	d	p	e
v	z	d	k	x	q	f	m	r



# Houses


Each of us live in different types of houses. Animals live in their houses too. Point to each house and say the name.




block of flats



semi-detached




castle



igloo



bungalow




houseboat


Handwritten letters and symbols scattered at the top of the page.



kennel



aquarium




sty



stable



coop




cave



## EXERCISE 1

Draw the type of house that you would like to live in.  
Colour and name it below.

My Dream House




This is a \_\_\_\_\_. It is my dream house.





## EXERCISE 2

Match the people with their homes.



1.



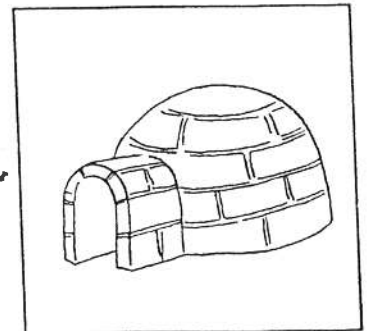

2.



3.



4.





### EXERCISE 3

Fill in each blank with the correct answer.

1. The king and queen live in a \_\_\_\_\_



2. A fisherman lives in a \_\_\_\_\_



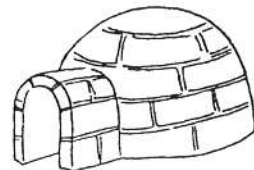
3. I live in a \_\_\_\_\_ in this neighbourhood.



4. That rich man lives in a big \_\_\_\_\_



5. The Eskimos live in an \_\_\_\_\_





## EXERCISE 4

Read each sentence.

Tick (✓) the correct answer.

1. A monkey lives in a

cave



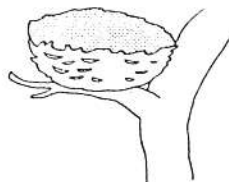
Yes	<input type="checkbox"/>
No	<input type="checkbox"/>

2. A dog lives in a kennel



Yes	<input type="checkbox"/>
No	<input type="checkbox"/>

3. A bird lives in a nest



Yes	<input type="checkbox"/>
No	<input type="checkbox"/>

4. A horse lives in a stable



Yes	<input type="checkbox"/>
No	<input type="checkbox"/>

5. A pig lives on a tree



Yes	<input type="checkbox"/>
No	<input type="checkbox"/>



## EXERCISE 5

Fill in each blank with the correct answer.

stable

cave

coop

kennel

Uncle Tommy works on a farm. There are many animals on the farm. He keeps the horses in the

(1) \_\_\_\_\_ . During feeding time, he



puts some corn into the (2) \_\_\_\_\_ for




his chickens. He will then leave some food near the

(3) \_\_\_\_\_ for the dog. Uncle Tommy



has to be very careful because there is a big black bear

that lives in a (4) \_\_\_\_\_ near




the farm.



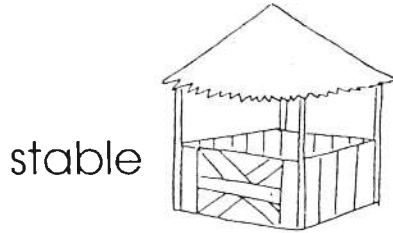


# EXERCISE 6

Find and circle these words in the puzzle.



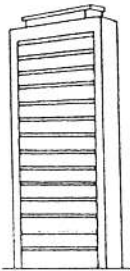
nest




stable



coop



flat




igloo

c	d	k	l	p	f	s	a	i	m
o	s	t	a	b	l	e	n	w	b
o	h	h	k	o	a	f	e	g	u
p	b	k	a	s	t	o	s	c	e
h	v	e	i	k	p	w	t	y	g
i	g	l	o	o	h	j	l	d	a
g	b	i	u	t	r	e	d	v	k




# Places Around Me

Below are the places you can find in your neighbourhood.  
Point to each place and say the name.

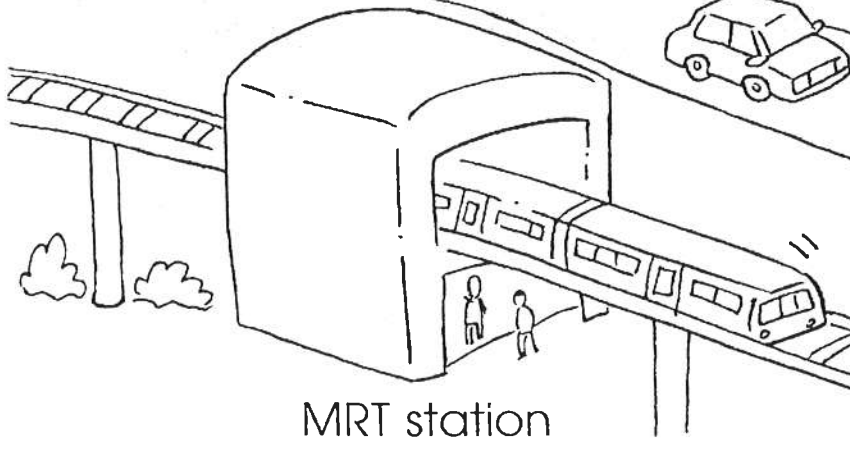
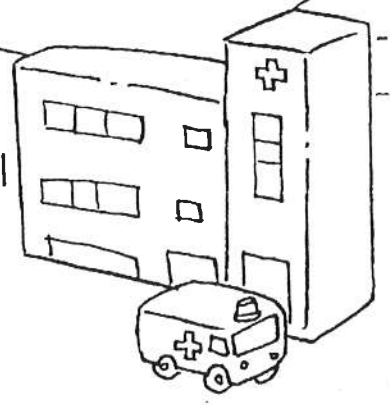


school

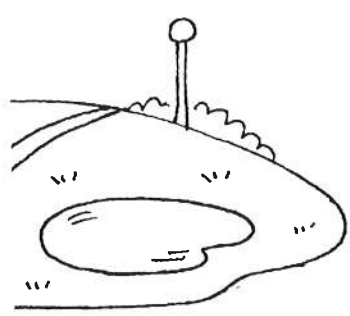
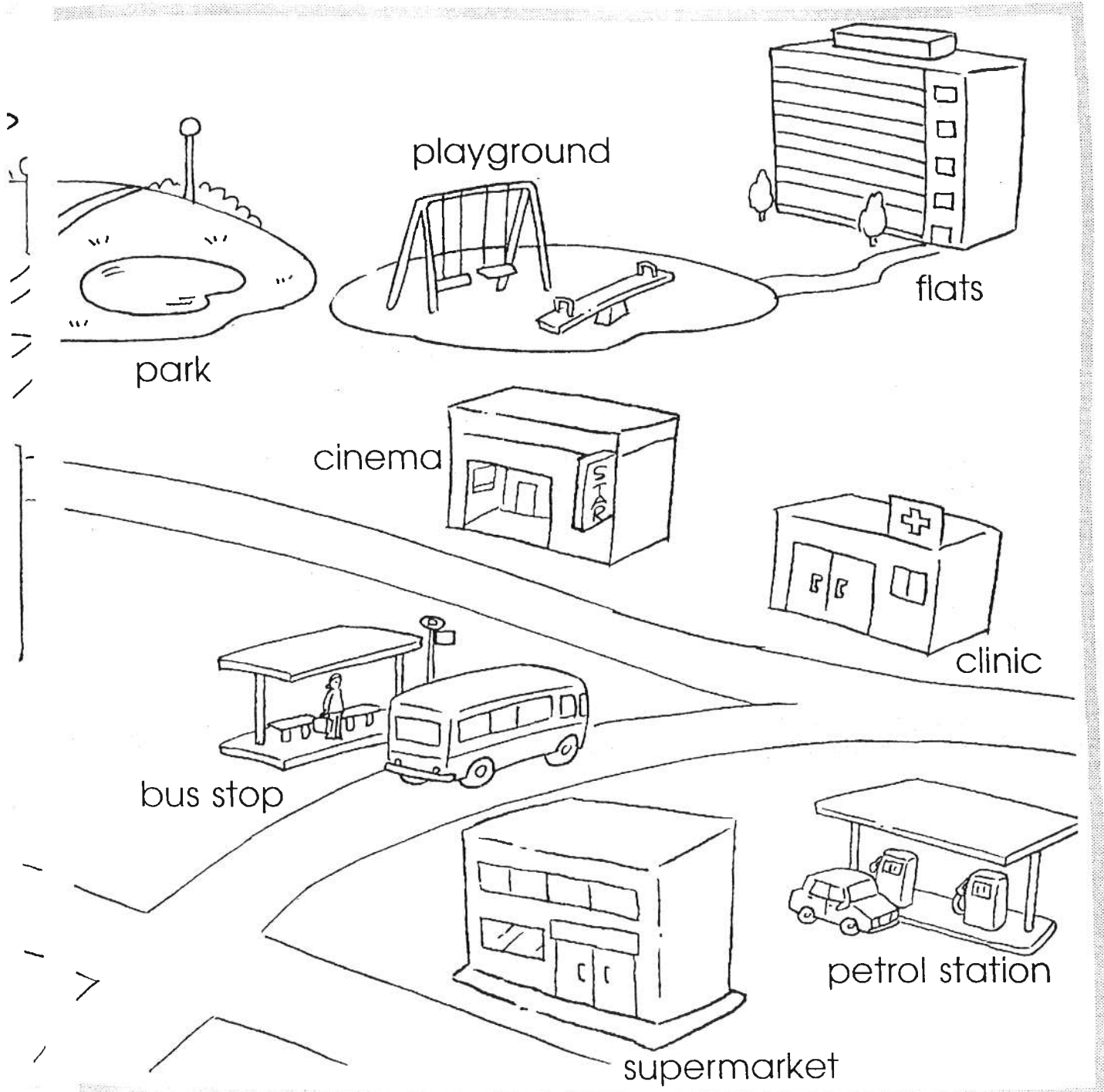


bookshop


hospital




MRT station




park



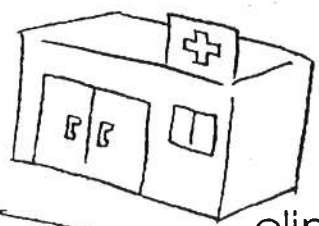
playground




flats



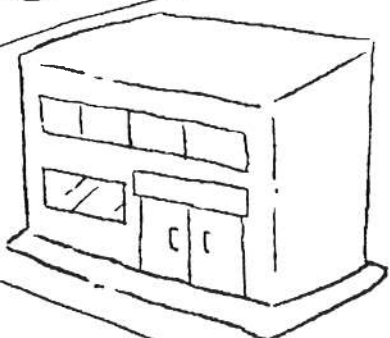
cinema




clinic



bus stop



supermarket

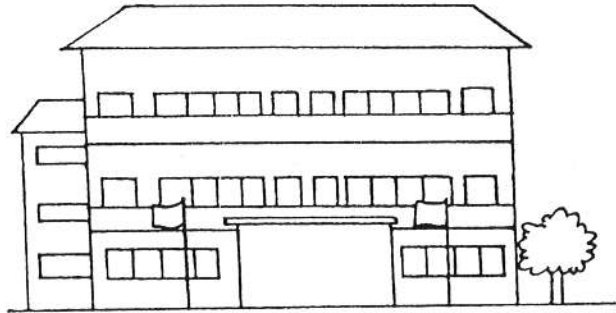



petrol station



# EXERCISE 1

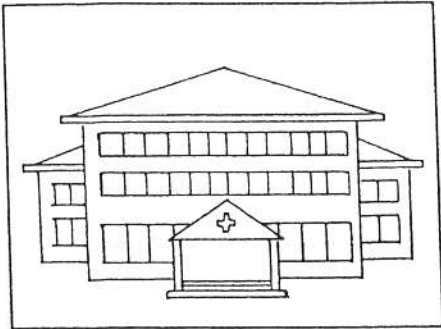
Colour the places that you can find in your neighbourhood.






## EXERCISE 2

Match each picture with the correct word.




bus stop



hospital



airport



supermarket



## EXERCISE 3


Fill in each blank with the correct answer.

school


clinic

park


library




1. My mother goes to the \_\_\_\_\_ to see the doctor when she is sick.



2. I go for a walk at the \_\_\_\_\_ in the evenings.



3. I borrow books from the \_\_\_\_\_.



4. My brother and I go to the same \_\_\_\_\_.



## EXERCISE 4

Read the story.


Then underline the correct answer.

1.




Mother is at the  
( market , cinema )  
buying some food.

2.




She then walks to the  
( clinic , bus stop ) to take  
a bus home.

3.




She will then prepare  
lunch and wait for us to  
get ( field , home ).

4.



After that, she will go to  
the ( hospital , library ) to  
help me return the books.

5.




Next, Mother will go to  
the ( clinic , salon )  
to have a haircut.



## EXERCISE 5

Look at the picture.

Then fill in each blank with the correct answer.



boutique

bookshop

cinema

1. There are two men at the \_\_\_\_\_.
2. A lady is looking at a beautiful dress outside the \_\_\_\_\_.
3. A man is queuing up at the \_\_\_\_\_ to buy tickets for the movie.






## EXERCISE 6

Read the sentences.

Complete the crossword puzzle.




1



2



3



4



### Across

3. I watch movies here.

4. I can buy fish and vegetables here.

### Down

1. Mother cooks for us here.

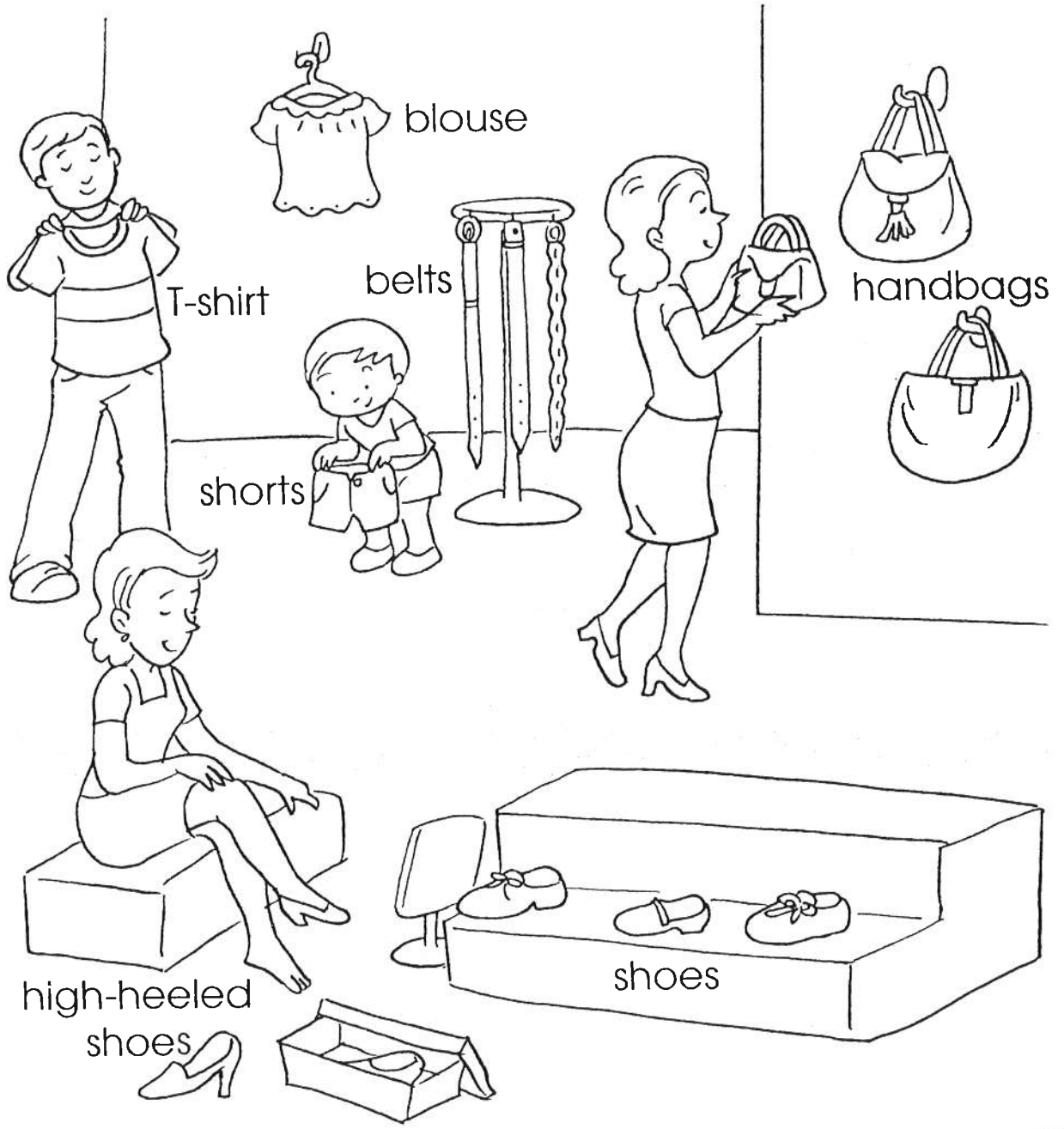
2. The place where aeroplanes land and take off.



# Clothes and Accessories

We wear different types of clothing. Point to each clothing or accessory and say the name.








# EXERCISE 1

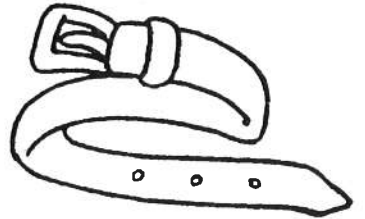

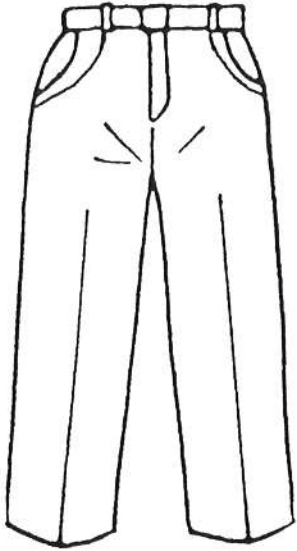
Label each piece of clothing and accessory.





## EXERCISE 2


What should Father wear to work?  
Circle them.





### EXERCISE 3

Look at the picture below.  
Then colour the objects that do not belong in the cupboard.

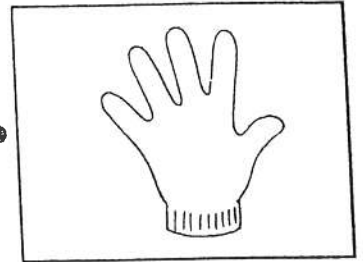
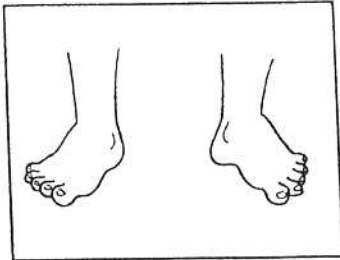




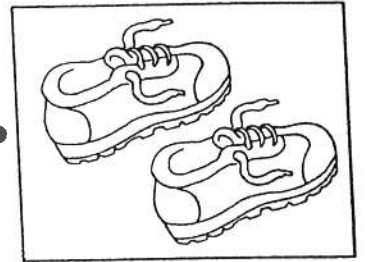
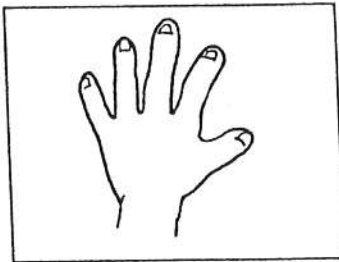
## EXERCISE 4

Match each body part with the correct picture.


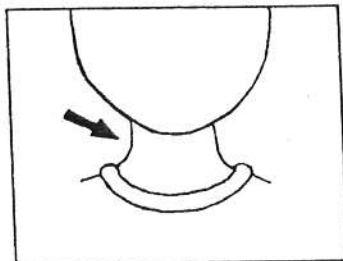
1.





2.



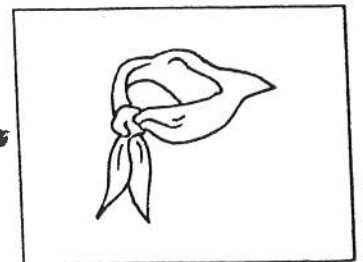
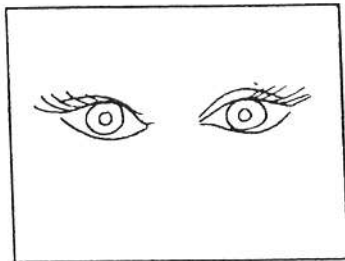
3.



4.



5.





## EXERCISE 5

Look at the picture below. Then circle the objects that are placed in the wrong section of the department store.










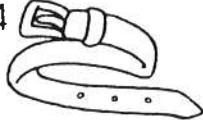
## EXERCISE 6


Look at each picture.  
Then complete the crossword puzzle.


1.  r


2.  b

3.  w

4.  b


5.  h


6.  j

7.  t

# Food

Below are types of food we eat. Point to each food and say the name.





bananas



oranges

apples

pears

papayas

mangosteens

pineapples

mangoes

grapes

kiwi  
fruit

strawberries

honeydews

watermelons



## EXERCISE 1


Colour the food that you can find in a fast food restaurant.



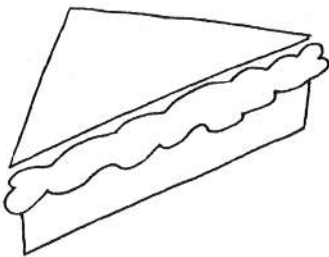
ice cream



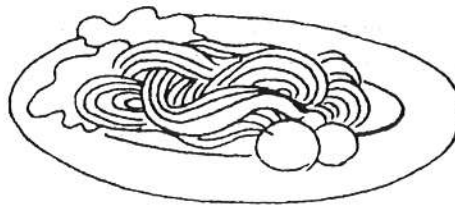
fried rice



hamburger




sandwich



noodles



French fries

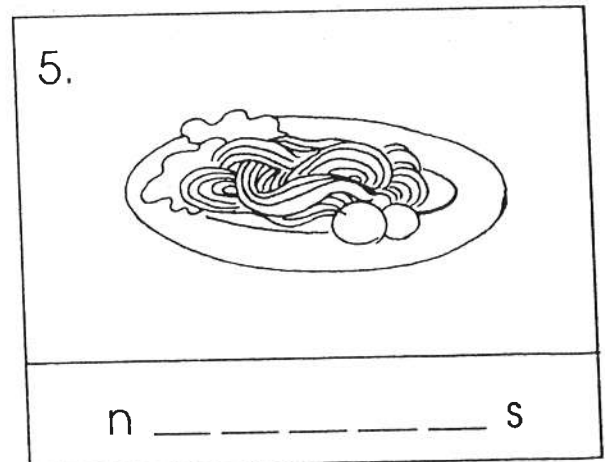
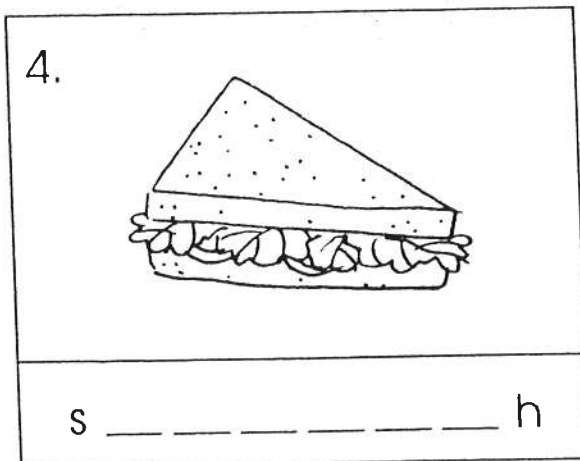

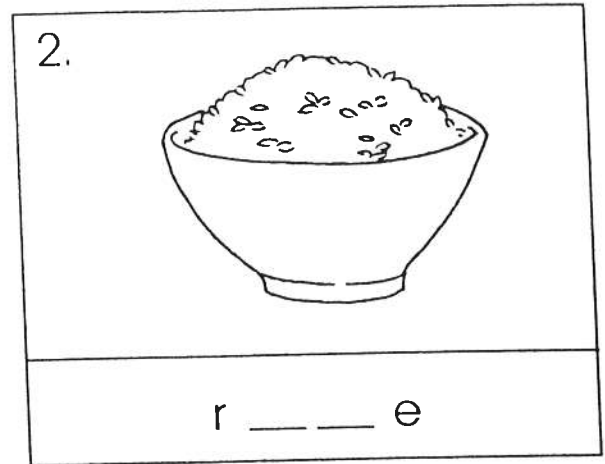
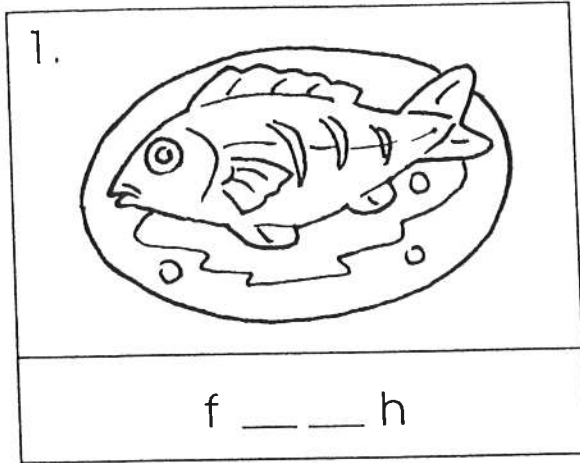


fish



## EXERCISE 2

Write down the name of each food.





### EXERCISE 3

Fill in each blank with the correct answer.

cake


French fries

noodles

bananas

cookies

1. Mother buys a comb of \_\_\_\_\_



from the fruit stall.

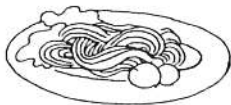
2. May buys a packet of \_\_\_\_\_



from

the fast food restaurant.

3. My brother orders a plate of \_\_\_\_\_



from the noodle stall.

4. I buy a packet of \_\_\_\_\_



at the

supermarket.

5. Julie buys a \_\_\_\_\_




at the bakery.



## EXERCISE 4

What do you eat to stay healthy?  
Circle them.





## EXERCISE 5

Look at the recipe below.

Write down what Mother needs to make the salad.

Two carrots (shredded)



Three tomatoes (cut into slices)



Two hard-boiled eggs (cut into slices)



One potato (cut into cubes)



One lettuce



1. Mother needs two \_\_\_\_\_



2. She needs three \_\_\_\_\_




3. She also needs two hard-boiled \_\_\_\_\_



4. Mother will also need one \_\_\_\_\_



5. Lastly, she needs one \_\_\_\_\_  
to mix with the other ingredients.







## EXERCISE 6

Say the name of each fruit.  
Then draw a picture of it in the box.

apple

papaya

strawberry

mango

kiwi fruit

orange



## EXERCISE 9

Some fruits are sweet and some are sour.  
List the fruits in the correct column.

lemon  
lychee

watermelon  
rambutan

papaya  
mango

banana  
honeydew

Fruits that are sweet	Fruits that are sour
_____	_____
_____	_____
_____	_____
_____	_____
_____	_____
_____	_____
_____	_____
_____	_____



## EXERCISE 6

Say the name of each fruit.  
Then draw a picture of it in the box.

apple

papaya

strawberry

mango

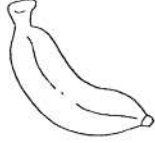
kiwi fruit


orange





## EXERCISE 7


Rearrange the letters to form the correct word.

1. The (nabana)  \_\_\_\_\_ is long and ripe.

2. The (rmbantau)  \_\_\_\_\_ has a hairy skin.

3. The (duiran)  \_\_\_\_\_ has a very strong smell.

4. The (sbrerytarw)  \_\_\_\_\_ has many small seeds.

5. The (mwaterlore)  \_\_\_\_\_ is big and round.



## EXERCISE 8

Some fruits have one, a few or many seeds.  
List the fruits under the correct heading.

lemon  
kiwi fruit

watermelon  
strawberry

papaya  
mango

apple  
orange

**One seed**

---

---

---

---

**A few seeds**

---

---

---

---

**Many seeds**

---

---

---

---



## EXERCISE 9

Some fruits are sweet and some are sour.  
List the fruits in the correct column.

lemon  
lychee

watermelon  
rambutan

papaya  
mango

banana  
honeydew

Fruits that are sweet	Fruits that are sour
<hr/>	<hr/>
<hr/>	<hr/>
<hr/>	<hr/>
<hr/>	<hr/>
<hr/>	<hr/>
<hr/>	<hr/>
<hr/>	<hr/>
<hr/>	<hr/>



## EXERCISE 10

Fill in each blank with the correct answer.




Mother is going to bake a 1. \_\_\_\_\_




cake for us. First, she beats the eggs and sugar together. Then she adds in the flour. Next, she pours the mixture into a tin and puts it into the oven to

bake. Then, she cuts the 2. \_\_\_\_\_




and 3. \_\_\_\_\_  into slices.

When the cake is baked, Mother puts the cut fruits on it. Lastly, she adds some 4. \_\_\_\_\_  on the cake.




# Plants

Trees are plants. They are living things that have stems, leaves and roots. Point to each plant part and say the name.





Handwritten scribbles at the top of the page.






# EXERCISE 1


Match the parts that belong to the plant.



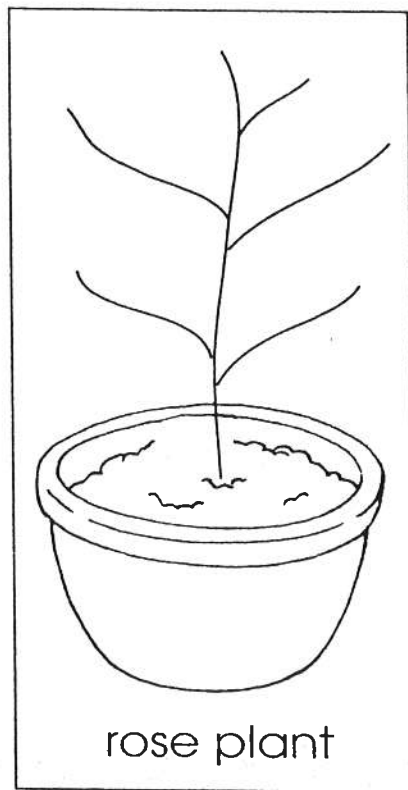
apple



turtle



leaf



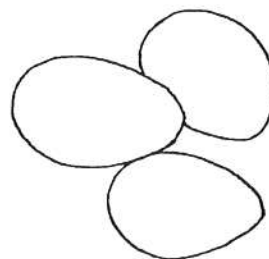
rose plant



flower



key




eggs



## EXERCISE 2

Look at each picture. Draw the missing parts.  
Then write down the missing plant parts.



The missing parts are:

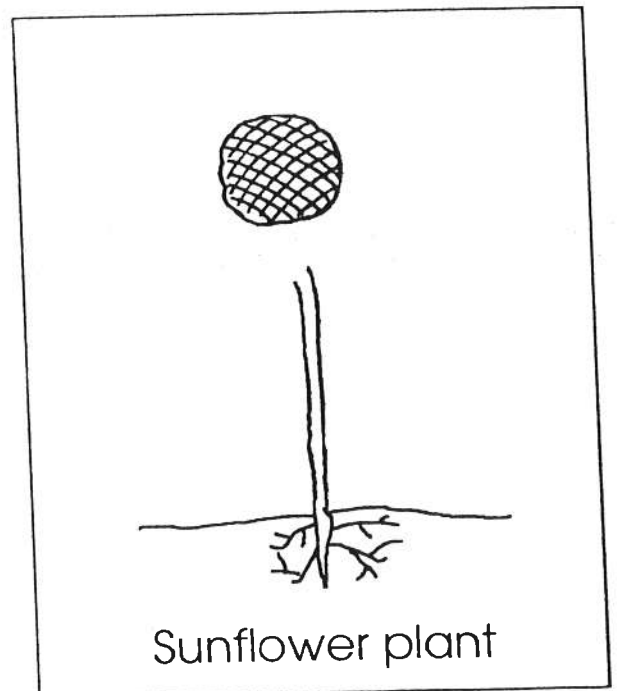
\_\_\_ t e m

\_\_\_ o o t s

The missing parts are:

\_\_\_ e a v e s

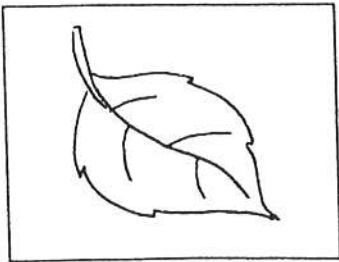
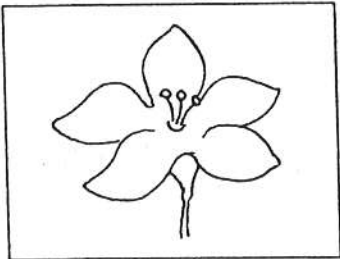

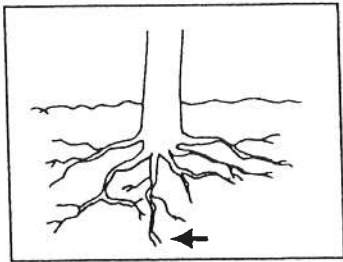
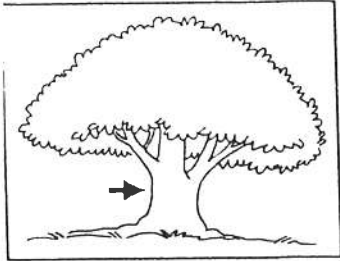
\_\_\_ e t a l s





### EXERCISE 3

Match each plant part with its name.



root

trunk

leaf


seed

flower




## EXERCISE 4

Draw in the missing fruits for each tree.




mango tree



apple tree



coconut tree





papaya tree



## EXERCISE 5

Spot 4 differences between these two pictures.  
Circle them in Picture A.

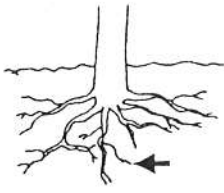




# EXERCISE 6

Find and circle these words in the puzzle.

root



grass



flower



plant



leaf



seed




r	d	k	l	p	g	r	a	s	s
o	s	e	h	c	a	q	m	w	b
o	h	h	k	o	l	e	a	f	u
t	b	k	a	s	t	y	s	c	p
s	v	e	i	e	p	w	t	y	l
i	g	l	o	e	h	j	l	d	a
g	b	i	u	d	r	e	d	v	n
c	a	s	t	l	e	b	n	h	t
u	j	f	l	o	w	e	r	a	w




# Sports and Games


Sports and games are activities that people do for pleasure. Point to each sport/game and say the name.



swimming



baseball



badminton



cycling




table tennis





volleyball



basketball




computer games



board games



card games


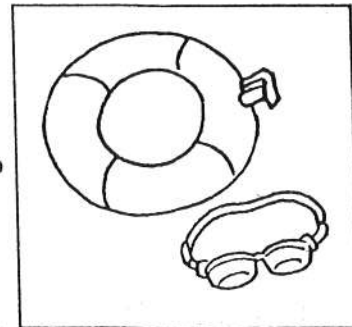
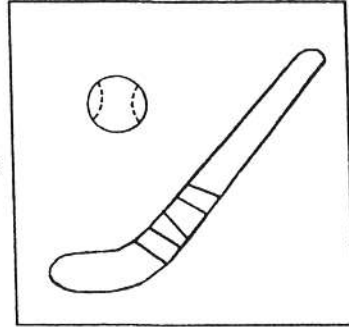






hide-and-seeek



# EXERCISE 1

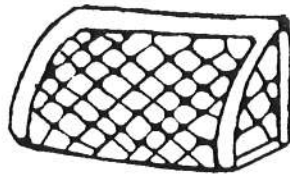
Match the people with the correct equipment.





## EXERCISE 2

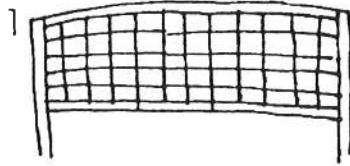
Colour the objects that belong on a football field.



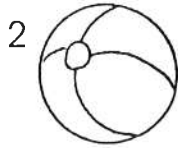


# EXERCISE 3

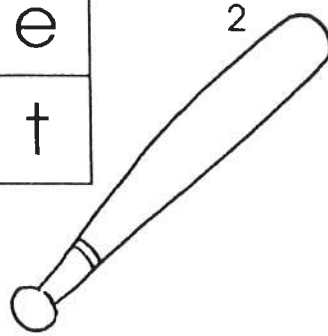
Look at each picture.  
Then complete the crossword puzzle.



1.
e
a
t



2.
a
i



3.	i	e	l	d
----	---	---	---	---




3.
t
a
i
i



## EXERCISE 4

Fill in each blank with the correct answer.



It is a Sunday morning. Many children are at the park. There are three girls (1) c \_\_\_\_\_ g on the cycling track. A group of children are playing (2) v \_\_\_\_\_ l. A boy and a girl are (3) j \_\_\_\_\_ g on the running track. I will bring my brother to the park for some workout too!



## EXERCISE 5

Fill in each blank with the correct answer.

board game  
card game

computer game  
hide-and-seek

1.



2.



3.




4.





## EXERCISE 6

Draw a picture of your favourite sport/game.  
Write two sentences about it.



1. \_\_\_\_\_

\_\_\_\_\_

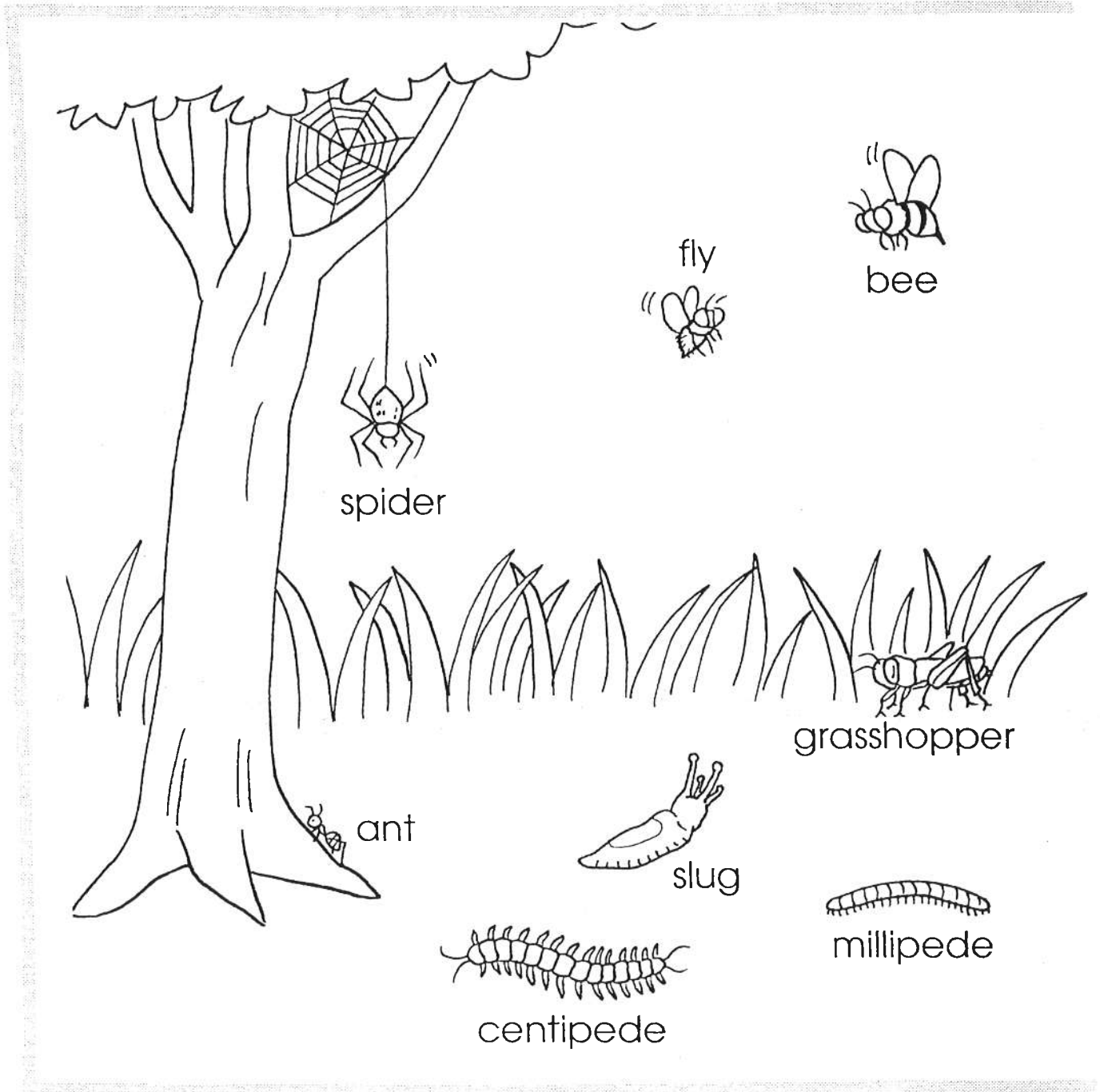
2. \_\_\_\_\_

\_\_\_\_\_

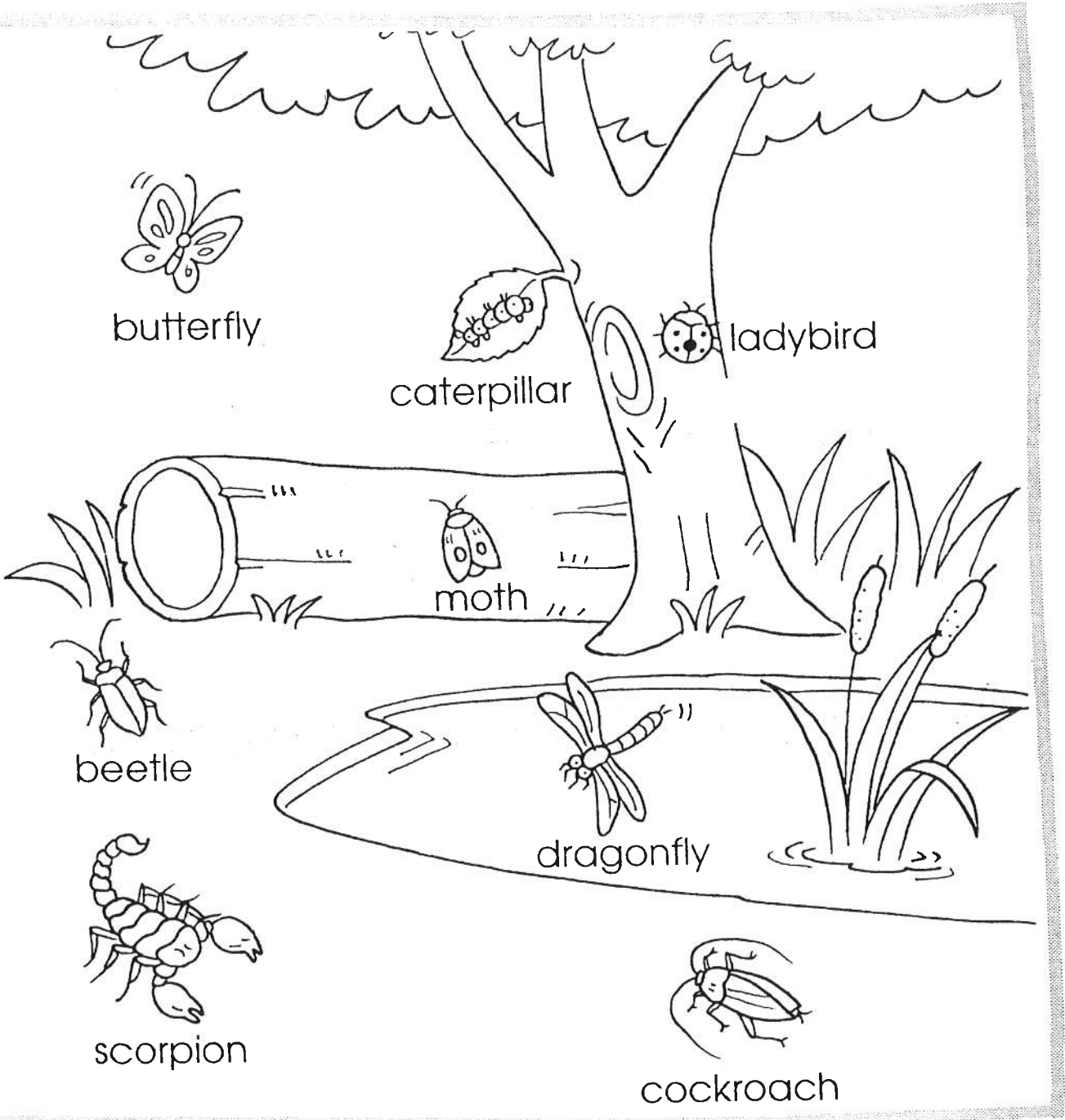



# Insects and Creepy Crawlies

Insects have six legs and a body divided into three parts. Creepy Crawlies have many legs and no wings. Point to each of them and say the name.







butterfly

caterpillar

ladybird

moth

beetle

dragonfly

scorpion

cockroach




## EXERCISE 1

Look at each picture.


Fill in each blank with the correct letter.

l            g            c            h

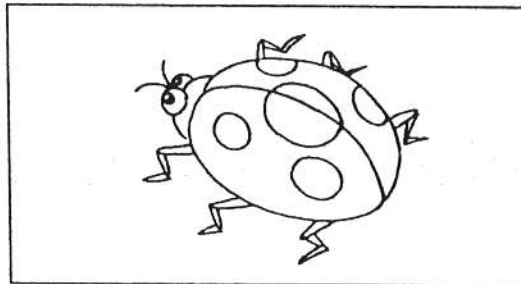
1. Jean is afraid  
of the \_\_\_ockroach.



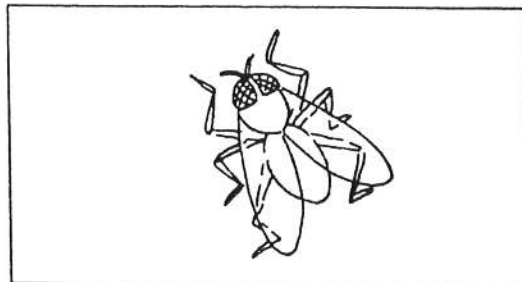
2. The \_\_\_rasshopper  
has two long feelers.



3. The \_\_\_adybird has  
six legs.



4. This is a \_\_\_ousefly.






## EXERCISE 2


Match each picture with the correct word.

1.




ant

2.




caterpillar

3.




butterfly

4.



snail

5.




bee



### EXERCISE 3

Some insects are pests.


Write down the name of each pest in the box.






## EXERCISE 4

Fill in each blank with the correct answer.



insect

small


six

ant

1. This is an \_\_\_\_\_.
2. It is an \_\_\_\_\_.
3. It has \_\_\_\_\_ legs.
4. It is very \_\_\_\_\_.

# Animals

Animals are living things too. Point to each animal and say the name.




LE LE LE LE LE LE LE LE LE LE


leopard




giraffe




hippopotamus



elephant




dog




bird



cat



rabbit







hamster





## EXERCISE 1

Colour the animals that we keep as pets.

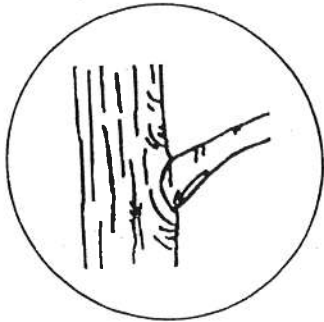








## EXERCISE 2

Which of these body parts belong to the goldfish?  
Match the correct body parts to the goldfish.






### EXERCISE 3

Look at the pictures.

Write 1, 2, 3 and 4 in the box to show the correct order.






## EXERCISE 4

Fill in each blank with the correct answer.

### The Farm



Mr and Mrs Brown have a (1)\_\_\_\_\_. They have three little (2)\_\_\_\_\_ that they keep in the sty. They also rear four (3)\_\_\_\_\_ that waddle in the pond every day. Mr and Mrs Brown keep two (4)\_\_\_\_\_ and three (5)\_\_\_\_\_ too. Mr and Mrs Brown love these animals very much.



## EXERCISE 5

Fill in each blank with the correct answer.

hippopotamus  
elephant

tiger  
bear

monkey  
rhinoceros


lion  
giraffe

1.




This is a \_\_\_\_\_.

2.




A \_\_\_\_\_ has  
a horn.

3.




A \_\_\_\_\_ is fat.

4.




A \_\_\_\_\_ has  
a mane.

5.



An \_\_\_\_\_ has  
a long trunk.

6.




A \_\_\_\_\_ has  
stripes on its body.

7.



A \_\_\_\_\_ has a  
long neck.

8.



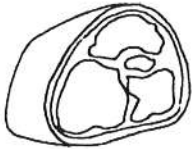

A \_\_\_\_\_ has a  
long tail.



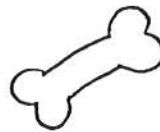
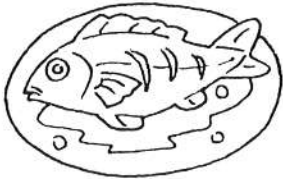
## EXERCISE 6

What do these animals eat?  
Tick (✓) the correct answer.

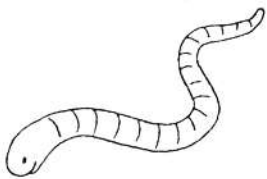

1.



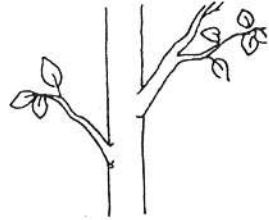




2.



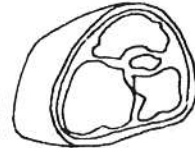


3.





4.



5.



6.







## EXERCISE 7

Circle the correct answer.

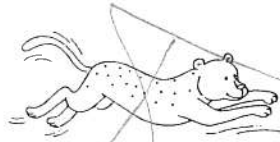
1. The ( cat , lion ) has a mane.




2. An elephant has a ( long , short ) trunk.



3. A ( leopard , bear ) can run very fast.




4. Monkeys are very ( agile , clumsy ).



5. A cow gives us ( wool , milk ).



6. A horse can gallop ( fast , clumsily ).




7. The rhinoceros has ( trunk , horns ).



8. A ( cat , dog ) can bark.



9. A sheep eats ( meat , grass ).



10. A ( hamster , fish ) can swim.








## EXERCISE 8

Draw a picture of your favourite animal.  
Write two sentences about this animal.



1. \_\_\_\_\_

\_\_\_\_\_


2. \_\_\_\_\_

\_\_\_\_\_




# Animal Sounds

All animals make sounds. Point to each picture and read the sentence.



12 12 12 12 12 12 12 12 12 12 12 12

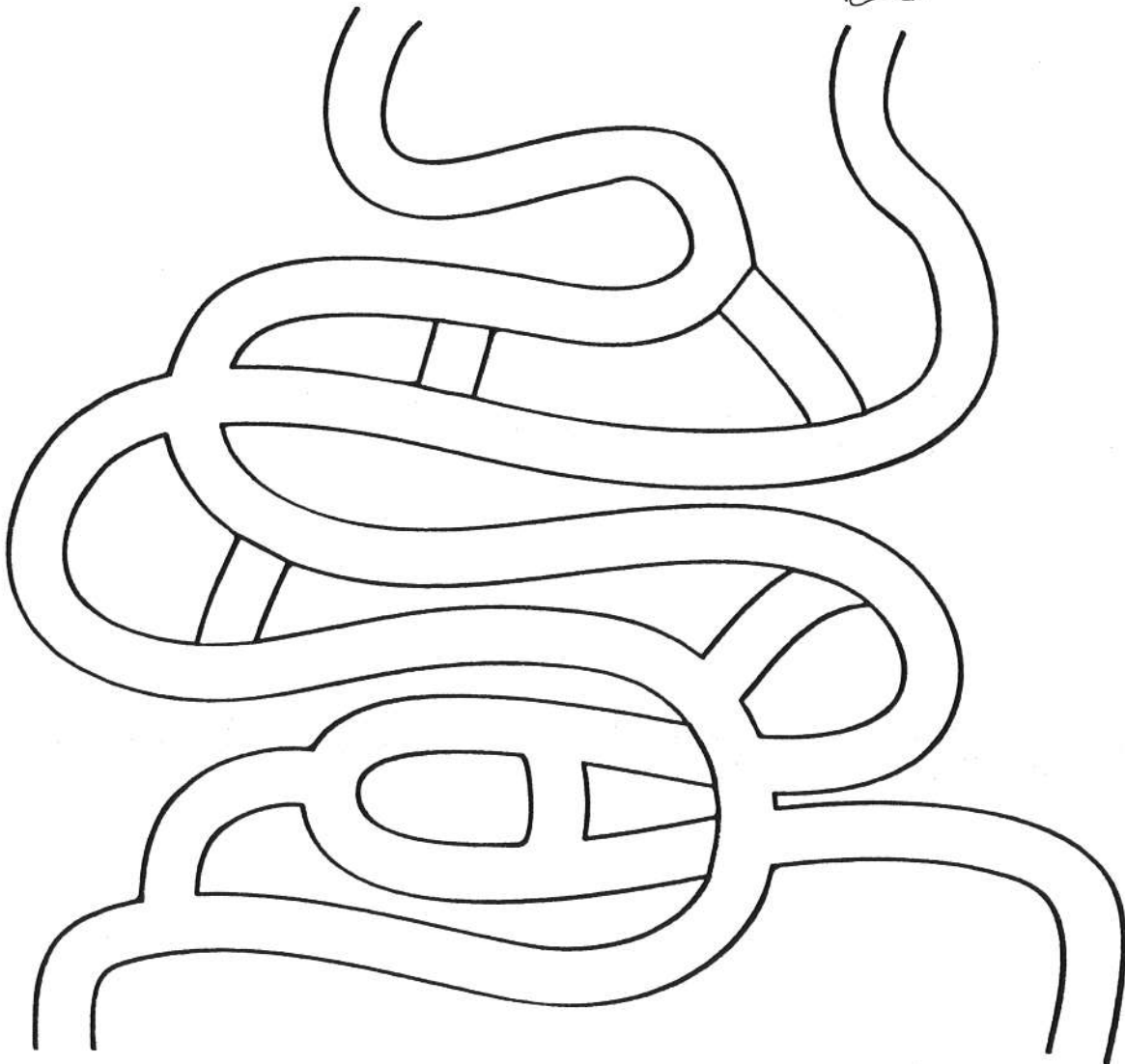

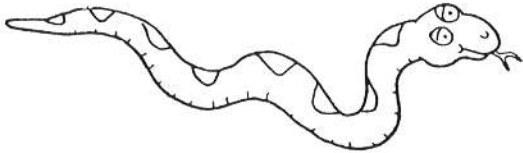




# EXERCISE 1

What sounds do these animals make?

Draw a line to show the sound each animal makes.




chatters

hisses




## EXERCISE 2


Match each animal to the sound it makes.




trumpets




bleats



moos



growls




quacks



### EXERCISE 3

Read each sentence.


Then tick (✓) the correct answer.

1. Monkeys  chatter.


Yes	<input type="checkbox"/>
No	<input type="checkbox"/>

2. A snake  barks.

Yes	<input type="checkbox"/>
No	<input type="checkbox"/>

3. The hen  clucks loudly.

Yes	<input type="checkbox"/>
No	<input type="checkbox"/>


4. A sheep  bleats.


Yes	<input type="checkbox"/>
No	<input type="checkbox"/>





## EXERCISE 4


Underline the correct answer.

1. Julia's dog  ( barks , mews ) when it sees a stranger.

2. The snake  ( grunts , hisses ) when it is in danger.

3. My bird  ( chirps , neighs ) happily in the morning.

4. The elephant  ( moos , trumpets ) loudly when it is hungry.


5. The fierce lion  ( mews , roars ) when it is angry.

6. The cat  ( barks , mews ) when Shawn touches it.



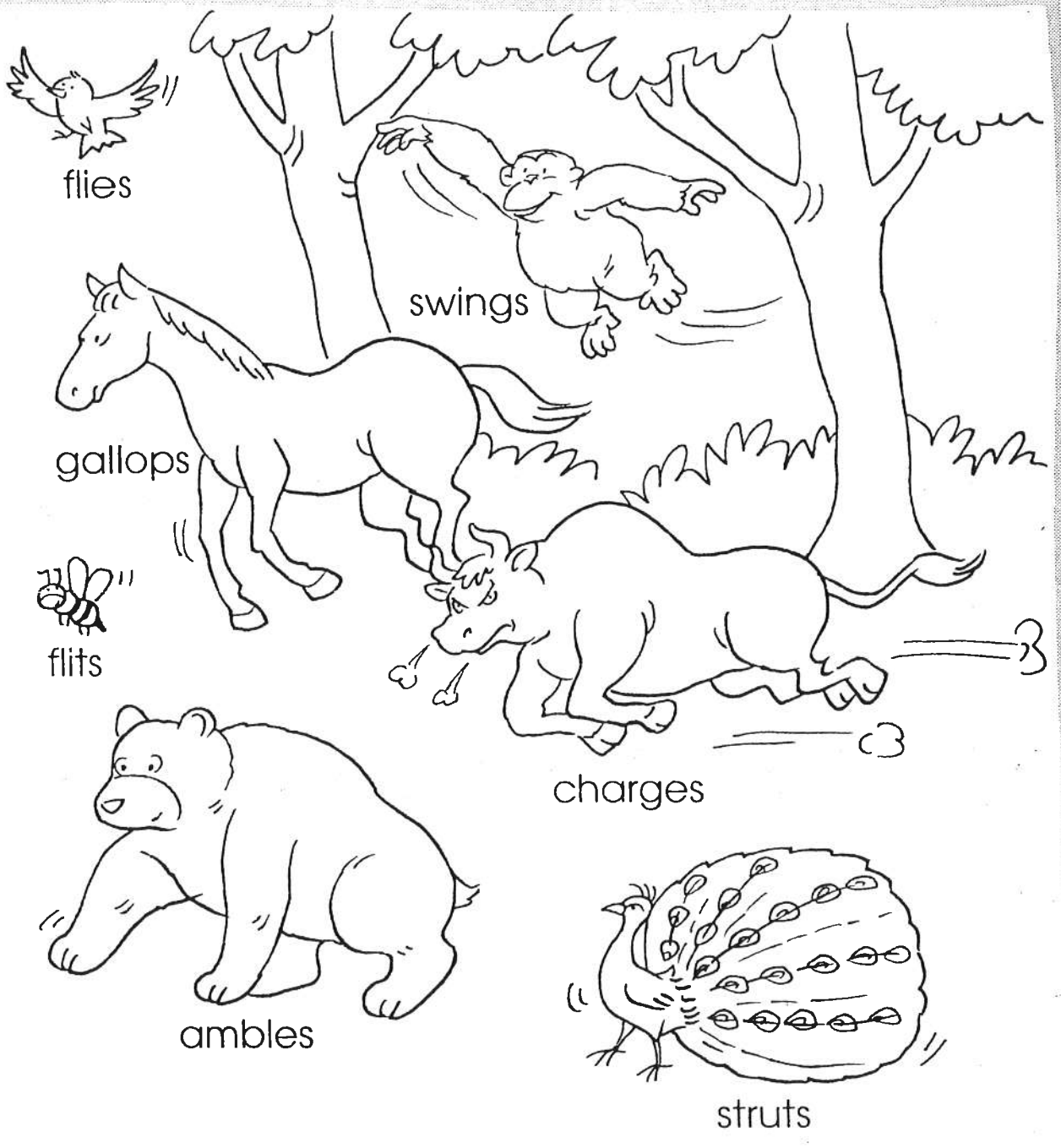
# Animal Movements

All animals move differently. Point to each movement and say the word.





LE LE LE LE LE LE LE LE LE LE LE LE



flies

swings

gallops

flits

charges

ambles




struts



## EXERCISE 1

How do these animals move?

Match each picture with the correct answer.



lumpers




swims

hops

flits

flies

waddles






## EXERCISE 2

How do these animals move?  
Tick (✓) the correct answer.


1.



flits

charges


2.



flies

leaps


3.



trots

hops


4.



climbs

prowls

5.



steals

gallops



### EXERCISE 3

Read each sentence.  
Then colour the correct answer.


1. A kangaroo steals.



Yes

No


2. A frog leaps.



Yes

No

3. A bird swims.



Yes

No


4. A duck waddles.



Yes

No


5. An ape swings



Yes

No


6. A monkey climbs.



Yes

No


7. A horse struts.



Yes

No

8. A dog runs.



Yes

No


9. A fish swims.



Yes

No

10. A lion prowls.




Yes

No




# Animals and Their Young

All animals produce young. Point to each picture and say the name.













12 12





## EXERCISE 1

Match each young with its parent.

1.  • 
2.  • 
3.  • 
4.  • 
5.  • 





## EXERCISE 2

Fill in each blank with the correct answer.


puppy

calf


owlet

tadpole


1. The young of an owl  
is an \_\_\_\_\_.




2. The young of a dog  
is a \_\_\_\_\_.



3. The young of a cow  
is a \_\_\_\_\_.



4. The young of a frog  
is a \_\_\_\_\_.





### EXERCISE 3

Help the goat to look for its young.  
Colour the kid when you find it.





## EXERCISE 4

Look at each picture.  
Then complete the crossword puzzle.

1. n

2. p

3. t

4. g

5. o


6. l

6




# Sea Creatures

Sea creatures are animals that live in the sea. Point to each sea creature and say the name.




12 12


whale




shark



sea turtle



octopus




lobster



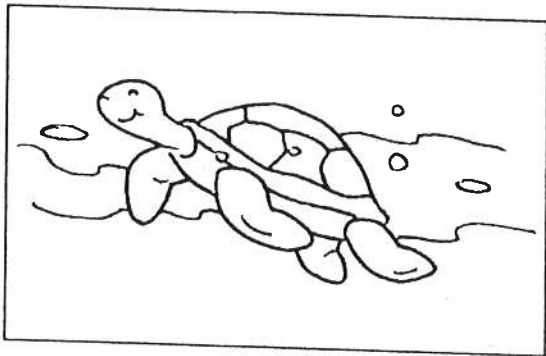


## EXERCISE 1

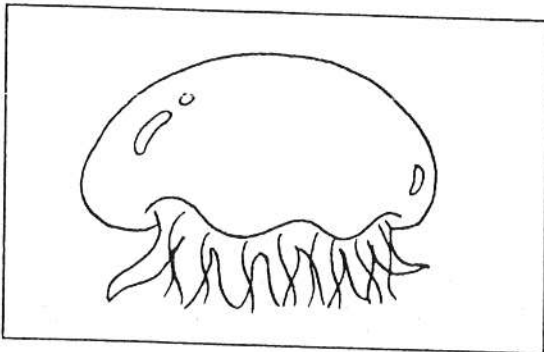
Fill in each blank with the correct answer.




1. A \_\_\_hale has a blowhole.



2. The sea \_\_\_urtle has a shell.



3. The \_\_\_ellyfish is soft.




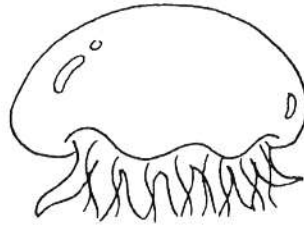
4. The \_\_\_ctopus has eight tentacles.



## EXERCISE 2

What letter does the name of each sea creature begin with?

Match each sea creature with the correct letter.




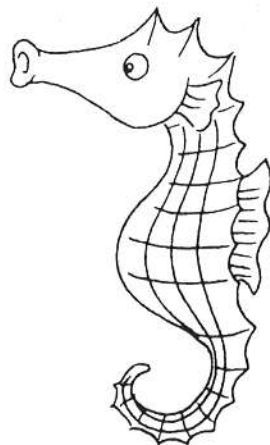

j

s

d

w

c






### EXERCISE 3

Read the sentences.

Then fill in each blank with the correct answer.

1.




I live underwater.  
I have eight tentacles.  
I can swim.

I am an \_\_\_\_\_.

2.

I can live in water.  
I can live on land.  
I walk sideways.



I am a \_\_\_\_\_.






## EXERCISE 4

Rearrange the letters to form the correct word.

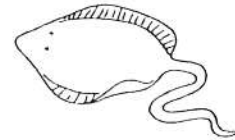
1. The (shkar) \_\_\_\_\_  
has sharp teeth.



2. An (ocoptus) \_\_\_\_\_  
has eight tentacles.




3. The (stngiyra) \_\_\_\_\_  
is poisonous.




4. A (dlphoni) \_\_\_\_\_  
is a playful animal.



5. The (whlea) \_\_\_\_\_  
breathes through the blowhole  
on top of its head.



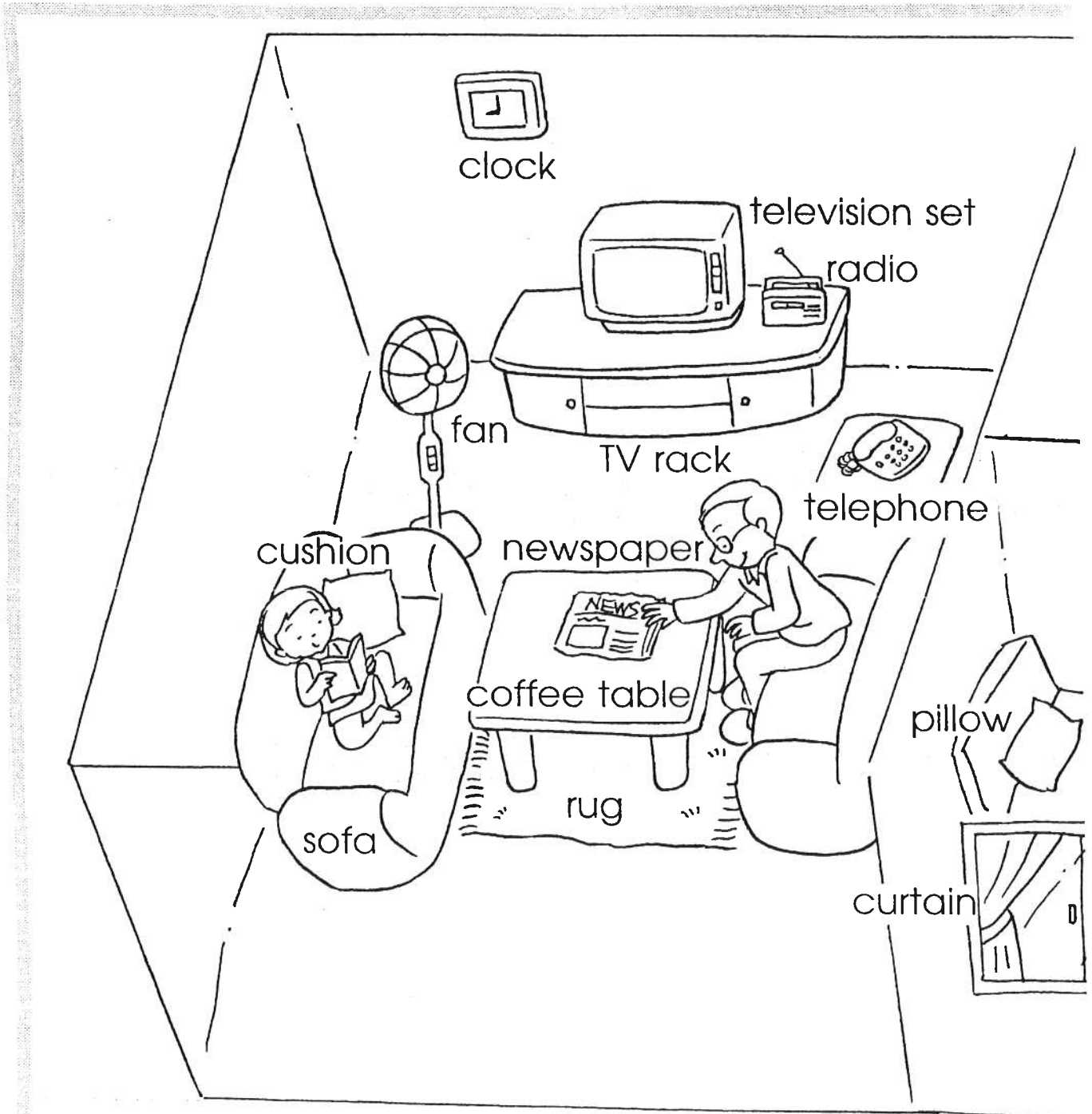
6. The sea (tletur) \_\_\_\_\_  
has a hard shell on its body.



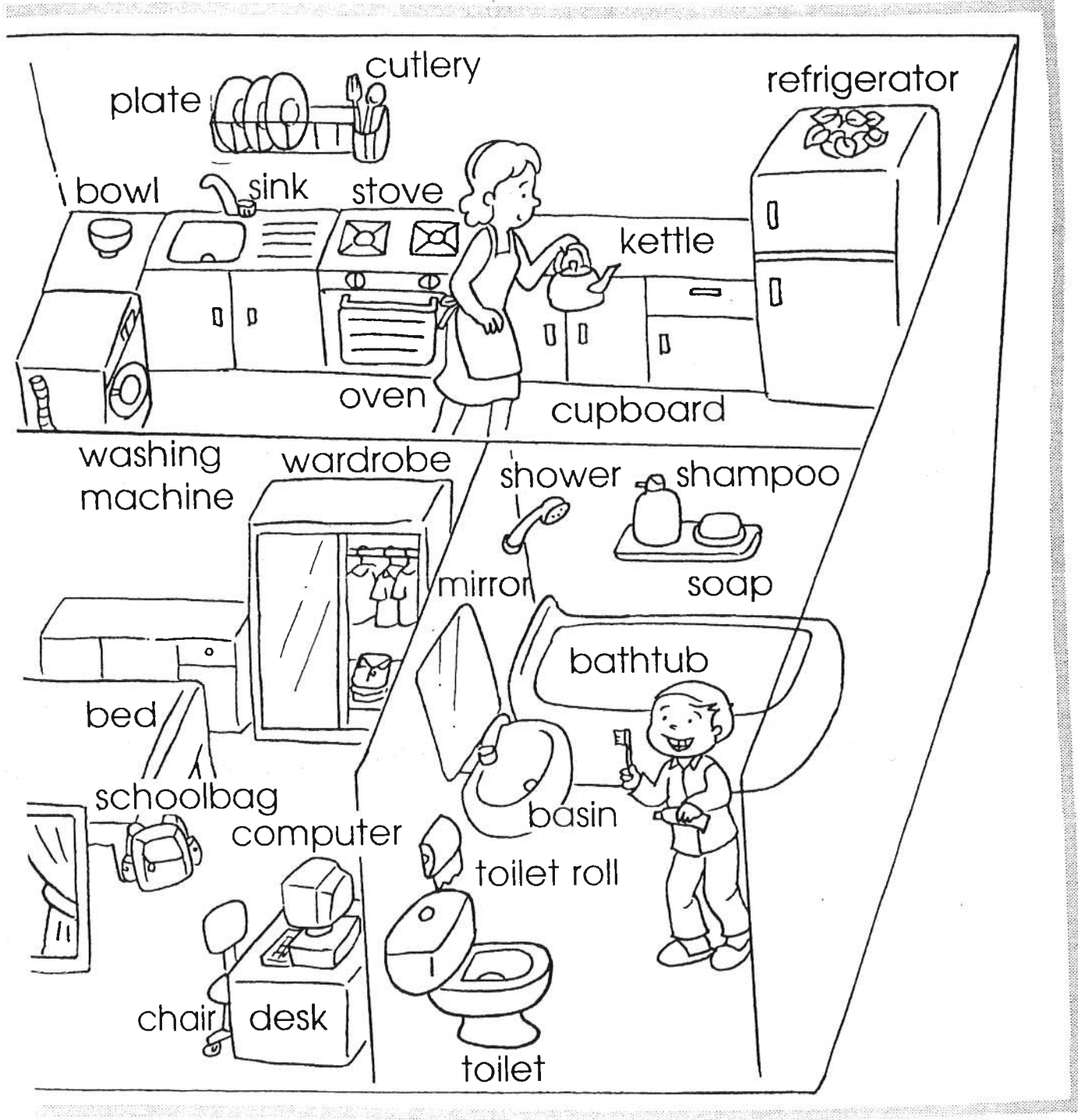


# Things Around the House

Below are the things that you can find in a house.  
Point to each picture and say the name.



Handwritten scribbles at the top of the page.





## EXERCISE 1

Circle the correct word for the picture.

1.

telephone



radio

---

2.

carpet




mirror

---

3.

bathtub



fan

---

4.

sofa



chair





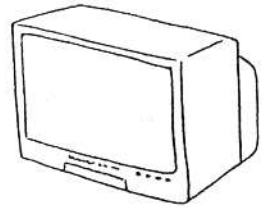
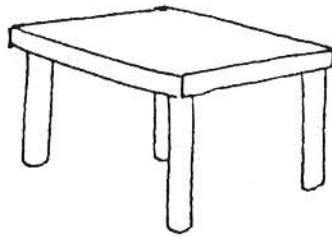
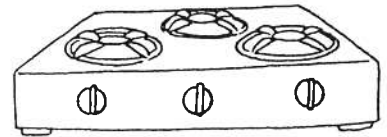
## EXERCISE 2

Match each word with the correct picture.

kettle

stove

table



computer

drawers

television set

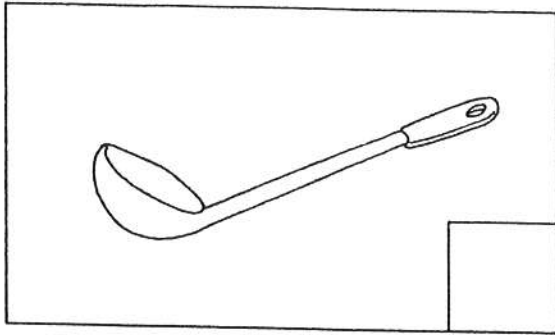


### EXERCISE 3

Look at each picture.

Fill in each blank with the correct number.


1.



(1) butter knife

(2) ladle

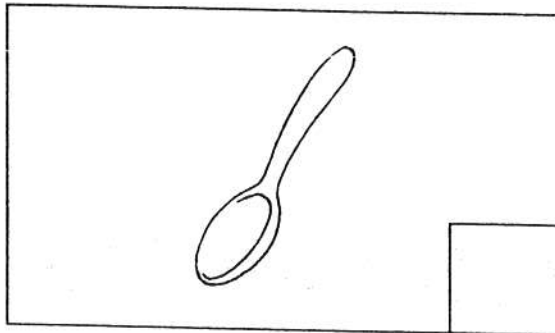
2.



(1) cup

(2) jug

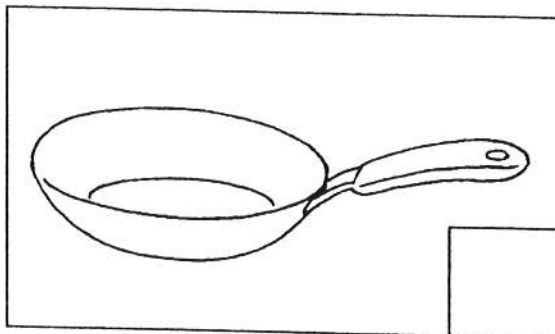
3.



(1) spoon

(2) fork

4.



(1) pan

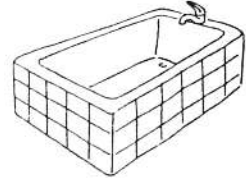
(2) plate



## EXERCISE 4

Rearrange the letters to form the correct word.


1. The (bthabut) \_\_\_\_\_  
is in the bathroom.



2. We use a (ubkcet) \_\_\_\_\_  
to hold water.



3. I keep my clothes in the (wradbroe)  
\_\_\_\_\_.

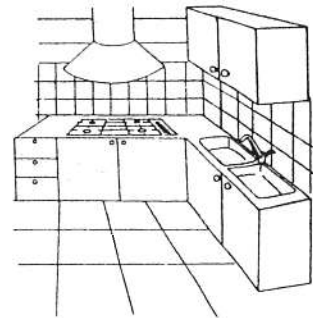


4. My sister sleeps on the (deb) \_\_\_\_\_



at night.

5. Mother does the cooking in the  
(entkich) \_\_\_\_\_.



6. I put the dirty dishes into the (k s i n) \_\_\_\_\_




to wash.



## EXERCISE 5

Colour the objects that belong in the bathroom.  
Then write the name in the table below.



### Things in the bathroom

Things in the bathroom






## EXERCISE 6

Look at the picture.

Circle the word if the object can be found in the bedroom.



pen

rug

schoolbag

tree

desk

car

books

sofa

bed

study lamp

telephone



## EXERCISE 7

Fill in each blank with the correct letter.

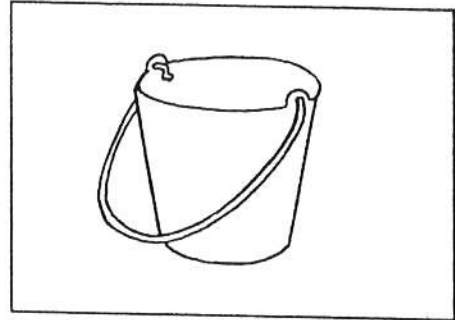
o

b

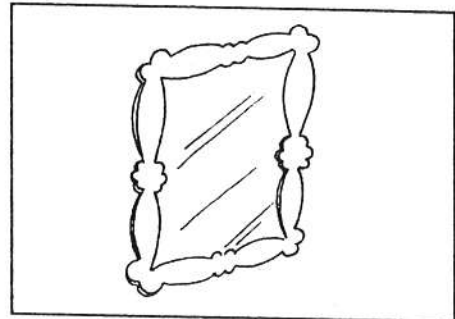
m

c

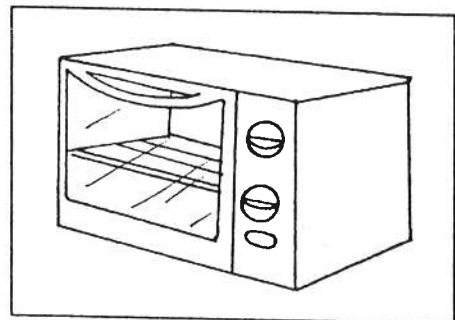
1. This \_\_\_ucket can hold a lot of water.




2. Christy is looking at herself in the \_\_\_irror.



3. Janet bakes the cake in the \_\_\_ven.



4. There is some hot tea in this \_\_\_up.

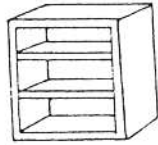




# EXERCISE 8

Find and circle these words in the puzzle.

shelves



fork



kitchen



mirror



telephone



rug



m	i	r	r	o	r	s	a	i	t
u	e	f	h	c	a	q	n	w	e
t	h	o	k	o	l	f	e	g	l
c	s	r	u	g	t	y	s	c	e
h	e	k	i	k	p	w	t	y	p
i	g	l	o	o	h	j	l	d	h
s	h	e	l	v	e	s	d	v	o
c	a	s	k	i	t	c	h	e	n
u	j	o	j	d	t	g	s	a	e



# Occupations

Occupations refer to what someone does for a living. Point to each occupation and say the name.




hairdresser



butcher



florist



carpenter




cobbler



doctor



dentist



teacher



fireman



mechanic



policeman



soldier



plumber

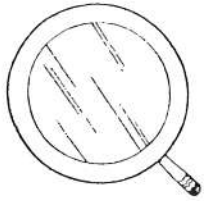


postman

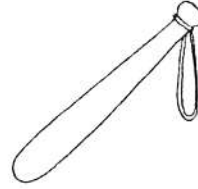


# EXERCISE 1

Colour the correct tools used by a hairdresser.



mirror



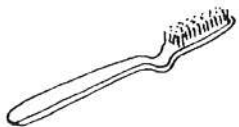
baton



comb



scissors



toothbrush



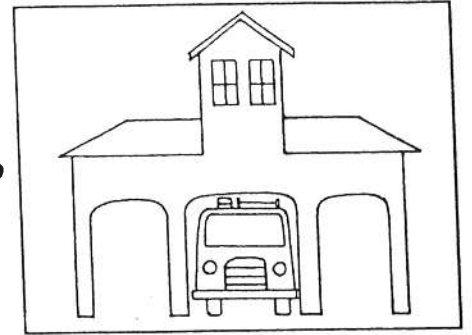

shampoo




## EXERCISE 2

Match each person with the correct place.



1.



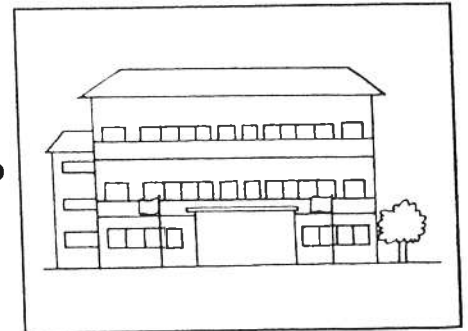
2.



3.



4.





### EXERCISE 3

Write down the occupation of the two persons at the accident scene.





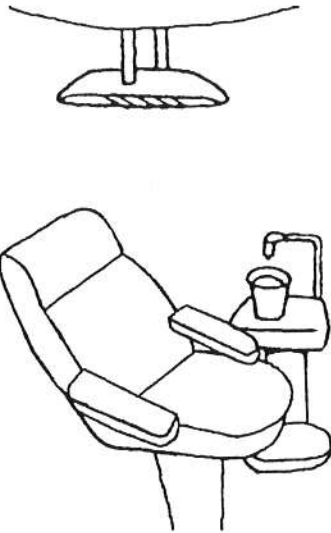


## EXERCISE 4

Read each sentence.

Fill in each blank with the correct answer.

1.




You come to me when you need to check your teeth.  
Who am I?

I am a \_\_\_\_\_.

---

2.

I work in restaurants and cafes.  
I serve you food and drinks.  
I clear your table after you have eaten.





I am a \_\_\_\_\_.




## EXERCISE 5

Fill in each blank with the correct answer.

Tina has a bad cough and a fever. She decides to visit the 1.   at the clinic near her home.

Tina walks home after seeing the doctor. Suddenly, the sole of her shoe comes off! She has to drag her feet to the 2.   and get her shoe mended.

When Tina reaches home, she sees water all over the kitchen floor! Oh no! The water pipe has burst! Tina then calls the 3.  . He helps her to tighten the water pipes.

Poor Tina! What a horrible day it is for her!



## EXERCISE 6

What do you want to be when you grow up?  
Draw it in the box and write two sentences about  
this job.

1. \_\_\_\_\_

\_\_\_\_\_


2. \_\_\_\_\_



\_\_\_\_\_



# Weather

Weather describes the condition outdoors, such as how windy it is or if it is raining. Point to each weather and say the name.





cloudy



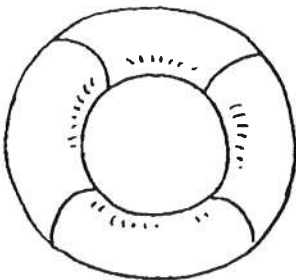
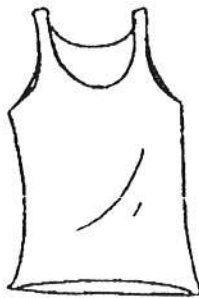

rainy





# EXERCISE 1

Circle the objects that we use on rainy days.









## EXERCISE 2

Match each weather with the correct activity.


1.




2.



3.




4.








### EXERCISE 3


Underline the correct answer.

1. I go to the beach on a ( sunny , rainy )  day.

2. The sky is dark. It looks like it is going to be a  
( windy , cloudy )  day.

3. It is ( windy , rainy )  today.  
We are going to fly kites later.

4. Irene puts on her raincoat on ( sunny , rainy )  
 days.

5. My sister puts on her pair of sunglasses on a  
( cloudy , sunny )  day.


6. Alex and his family ran home as soon as the sky  
turned ( bright , dark ) .





## EXERCISE 4

Write 1, 2, 3 and 4 in the box to show the correct order.







## EXERCISE 6

Write the name of each object in the box.



1.

2.

3.



# Habits and Behaviours

We should show good habits and behaviours. Point to each picture and read the sentence.



I shower every day.



I trim my nails every week.



I wash my hands before eating.



I rinse my mouth after every meal.



I brush my teeth  
when I wake up in  
the morning and  
before I sleep.



I listen to my teacher.








I love my friends.



## EXERCISE 1

Look at the pictures.

Then tick ( ✓ ) the pictures that show good habits.





## EXERCISE 2


Look at the pictures below. These behaviours are wrong.  
Fill in each blank with the correct answer.



\_\_\_\_\_ghting



\_\_\_\_\_shing



\_\_\_\_\_llying




\_\_\_\_\_ribbling



### EXERCISE 3

Look at the picture.  
Then cross ( X ) out the bad actions.







## EXERCISE 4


The girl in each picture shows good behaviour.  
Write down what she is doing.

greeting

helping

queuing


tidying




1. Grace is \_\_\_\_\_ up to buy food.



2. She is \_\_\_\_\_ her mother to carry the basket.



3. She is \_\_\_\_\_ the teacher.




4. She is \_\_\_\_\_ up her room.



# EXERCISE 5

Are these behaviours correct?  
Tick ( ✓ ) the correct answer.




Yes	<input type="checkbox"/>
No	<input type="checkbox"/>



Yes	<input type="checkbox"/>
No	<input type="checkbox"/>



Yes	<input type="checkbox"/>
No	<input type="checkbox"/>



Yes	<input type="checkbox"/>
No	<input type="checkbox"/>



## EXERCISE 6

Fill in each blank with the correct answer.

table      alone      sorry      teacher      scolded




Peter was all (1)\_\_\_\_\_ in the classroom. He forgot his book and went back to take it. He saw a tube of glue on the (2)\_\_\_\_\_.

Being mischievous, he squeezed the glue onto Jane's chair. His (3)\_\_\_\_\_, Miss Lee, walked past and saw what had happened. She was very angry and (4)\_\_\_\_\_ Peter. Peter was (5)\_\_\_\_\_ and promised not to do it again.



# Antonyms

An antonym is a word that has an opposite meaning to another word. Point to each picture and say the word.









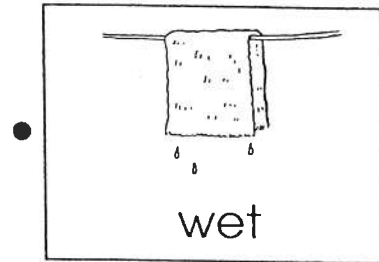
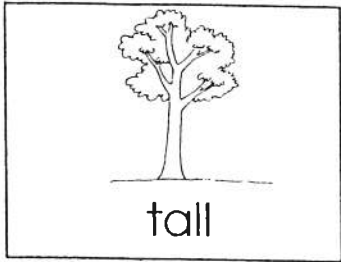
# EXERCISE 1

Match each picture to its opposite.



1.





2.



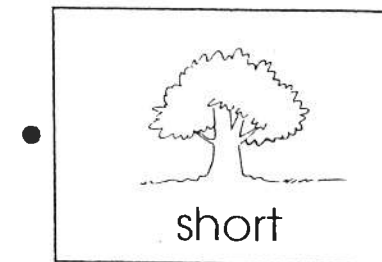
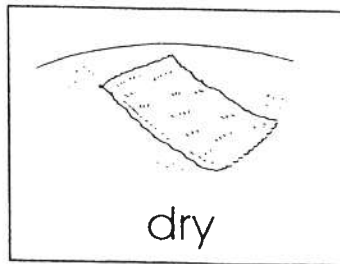
3.



4.



5.





## EXERCISE 2

Find and circle the opposites of the following words from the puzzle below.

huge

thin

long

expensive

poor


polite

d	o	r	i	c	h	s	a	i	e
a	e	f	h	a	g	f	n	w	c
n	p	l	e	w	i	n	g	g	h
c	o	o	r	u	d	e	s	c	e
i	l	n	i	k	p	i	h	y	a
n	i	g	o	o	h	n	o	d	p
g	t	u	p	b	o	a	r	d	i
c	e	s	f	a	t	l	t	n	v
d	s	m	a	l	l	b	u	i	e






# Homonyms

Homonyms are words that sound alike but have different meanings. Point to each picture and say the word.





ice ice ice ice ice ice ice ice ice ice






## EXERCISE 1

Read each sentence.

Then write down the word that describes the sentence.

1. It looks like a rabbit.

h		r	
---	--	---	--



2. You use this to carry water.

p		i	
---	--	---	--



3. It is big, lives in the wild and loves honey.

b			r
---	--	--	---




4. It eats leaves and has spots on its body.

d	e		
---	---	--	--



5. Ships sail on it.

s		
---	--	--





## EXERCISE 2

Colour the correct answer.

It was a Friday evening. Vera and Rina were going to the 1. 

fare	fair
------	------

. They decided to 2. 

where	wear
-------	------

 their favourite pink dresses. They planned to 3. 

meat	meet
------	------

 at the foot of their flats at 6 p.m.

Rina was 4. 

their	there
-------	-------

 on time. "Where is Vera?" she thought. She felt a pat on her shoulder. It was Vera, her 5. 

deer	dear
------	------

 friend!



# Synonyms

Synonyms are words that have similar meanings. Point to each picture and say the words.



rich and wealthy




courteous and polite



sad and unhappy



harm and hurt



bad and evil



## EXERCISE 1

Circle the word that has a similar meaning to the word in bold.

1. Paula is **surprised** to see the gift.  
She is ( astonished , angry ).
2. The **courageous** prince is very strong.  
He is ( evil , powerful ).
3. Suresh is unable to do those **difficult** questions.  
He finds them too ( hard , harm ).
4. May is feeling **sad**. She is ( polite , unhappy ) because her pet dog just died.
5. The library is a **quiet** place.  
We have to be ( silent , noisy ) at all times.
6. Cinderella's stepsisters are **bad**. They are ( courteous , evil ).



## EXERCISE 2

Rewrite each sentence. Replace each word in bold with the word in the brackets.

1. Janesh is **sad** because his teacher scolded him.  
(unhappy)

---

---

2. You should never **harm** your pet. (hurt)

---

---

3. There is a **huge** tree outside my house. (big)

---

---

4. Everyone must be **silent** in the library. (quiet)


---

---



# Action Words

Actions are things that people do. Point to each picture and say the word.



eat

drink




paint



colour



跳 爬 爬 爬 爬 爬 爬 爬 爬 爬 爬 爬 爬



jump

climb



draw



write



## EXERCISE 1

Fill in each blank with the correct answer.



1. What are the two girls doing?

They are \_\_\_\_\_.

2. What are the three boys doing?

They are \_\_\_\_\_ the butterfly.

3. What is the lady doing?

The lady is \_\_\_\_\_ her baby.

4. What is the boy doing on the swing?

The boy is \_\_\_\_\_ on the swing.

5. What is the old man doing?

The old man is \_\_\_\_\_ the birds.



## EXERCISE 2


Colour the person whose action begins with the letter 'b'.






# Feelings

We feel happy when we play with friends. We feel angry when our toys are broken. These are feelings. Point to each picture and say how the people feel.



12 12 12 12 12 12 12 12 12 12





## EXERCISE 1

Match each picture with the correct answer.

1.




happy

2.



sad

3.



shy

4.



afraid

5.



tired




## EXERCISE 2


Read each sentence.

Draw a face in the box to show the expression.


1. Simon has a toothache.




2. Vicky is carrying a cute kitten.



3. Daphne is playing happily with her friends.



4. Stephanie is crying.





### EXERCISE 3

Circle the correct answer.

1.



June lost her bag. She is  
( happy , sad ).

2.



The children ( love , hate )  
swimming. They go to the  
pool for a swim every  
Sunday.

3.



Angela gets full marks for  
her test. She is very  
( happy , hungry ).

4.



Benjamin ( enjoys , dislikes )  
eating bittergourd because  
he finds it too bitter.




5. My sister is ( cheerful , tired )  
after the walk.



6. Ronald is ( angry , excited )  
because it is his birthday  
today.



7. The dog is in ( pain , love )  
because it was hit by a car.



8. My baby brother is  
( hungry , full ). Mother is  
making milk for him.





# Descriptive Words


Descriptive words tell us more about people or things.  
Point to each picture and say the word.



Toy Shop



playful



helpful



thirsty




## EXERCISE 1


Fill in each blank with the correct answer.

tall	fat	happy	thin
cunning	old	long	beautiful


1. Mary is a \_\_\_\_\_ girl.



2. Michael is \_\_\_\_\_.



3. This is a \_\_\_\_\_ fox.




4. The children are  
\_\_\_\_\_.




5. Mrs Lee is \_\_\_\_\_.



6. Caleb has a  
\_\_\_\_\_ fishing rod.



7. Peter is a \_\_\_\_\_  
boy.



8. My sister buys a  
\_\_\_\_\_ dress.





## EXERCISE 2

Fill in each blank with the correct answer.

beautiful  
big

grumpy  
happy

fat  
long

Molly and I went to the zoo. We saw many animals.

We saw a (1)\_\_\_\_\_ peacock strutting in front

of us. Then we saw two (2)\_\_\_\_\_ gorillas

playing together. They rolled on the grass and

poked at each other. Suddenly, we heard a loud

trumpeting sound. It was the big, (3)\_\_\_\_\_

elephant. It has a (4)\_\_\_\_\_ trunk. The elephant

looked (5)\_\_\_\_\_ because the zookeeper had

not fed it yet.

We had a (6)\_\_\_\_\_ day at the zoo.



### EXERCISE 3

Draw a picture of yourself.

Write two sentences to describe yourself.

1. \_\_\_\_\_

\_\_\_\_\_


2. \_\_\_\_\_

\_\_\_\_\_




# Collective Nouns


Collective nouns are used to describe a group of people, animals or things. Point to each picture and say the words.




a cluster of stars



a fleet of ships



a litter of puppies



a brood of chickens




a bunch of grapes



the the the the the the the the



a troop of monkeys



a comb of bananas



an army of soldiers



a camp of soldiers




## EXERCISE 1


Match the words with the correct picture.

1. 


a shoal of


2. 

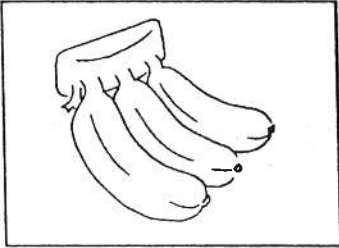
a collection of


3. 


a troop of


4. 

a comb of


5. 

a litter of





## EXERCISE 2

Underline the correct answer.


1. A ( troop , cluster ) of




2. A ( pack , flock ) of



3. A ( string , fleet ) of



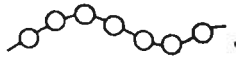
4. A ( litter , flock ) of




5. A ( bunch , forest ) of




6. A ( string , cluster ) of



7. A ( troop , flock ) of



8. A ( herd , litter ) of






### EXERCISE 3

Read the story below.

Fill in each blank with the correct answer.



pack

brood


team

Farmer Fred and his wife were playing cards in the house. Suddenly, their (1)\_\_\_\_\_ of chickens started to cluck loudly. Farmer Fred saw a (2)\_\_\_\_\_ of wolves near the animals. He shot at them. The wolves ran away as fast as they could. Then, Farmer Fred realised that his (3)\_\_\_\_\_ of horses went missing. Where could they be?



## EXERCISE 4

Draw a picture with fleets of ships on the sea.  
Then colour the picture.






# Revision One



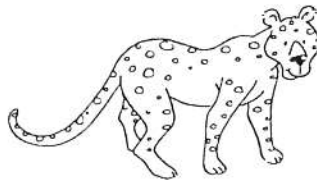
## EXERCISE 1

Circle the correct answer.

1. Siti screams whenever she sees a ( cockroach , ladybird )



2. The ( tiger , leopard )



has spots on its body.

3. Mother wears a ring on her ( neck , finger )



4. My cousins are going to the ( market , cinema )



to watch a movie.

5. We smell with our ( hands , nose )



6. A ( durian , strawberry )



has many seeds.



## EXERCISE 2

Rearrange the letters to form the correct word.

1. My sister enjoys (swingmim) \_\_\_\_\_.  
She swims every week.
2. A (spdier) \_\_\_\_\_ has eight legs.
3. My father bought a pet (rbbati) \_\_\_\_\_  
for me.
4. The lion (raors) \_\_\_\_\_ loudly.
5. The dog is sleeping in its (kneneI)  
\_\_\_\_\_.
6. A (bcra) \_\_\_\_\_ walks sideways.
7. My grandmother is cooking in the (ktichen)  
\_\_\_\_\_.
8. I clap with my (hnads) \_\_\_\_\_.








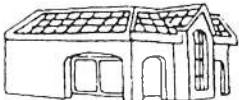
## Revision Two

---



### EXERCISE 1

Underline the correct answer.

1. Joshua is looking for food in the kitchen  .  
He is ( sad , hungry ) .
2. The ( rude , polite )  girl greets her teacher  
when she sees her.
3. The ( herd , swarm )  of bees chased after  
Samy for a distance.
4. The bear is resting in the ( cave , sty )  .
5. My mother's sister is my ( aunt , uncle )  .
6. Mr Tan is rich. He lives in a big ( houseboat ,  
bungalow )  with his family.





## EXERCISE 2

Fill in each blank with the correct answer.

painting

cycling

drawing

baking

Geri loves (1)\_\_\_\_\_. She likes to draw pictures of animals and people. She also enjoys (2)\_\_\_\_\_ the pictures she draws. Geri will always paint the pictures with beautiful colours. Besides drawing and painting, Geri likes (3)\_\_\_\_\_ too. Her brother will go to the park and cycle with her every Sunday. Geri loves cakes and hopes to learn (4)\_\_\_\_\_ from her mother.



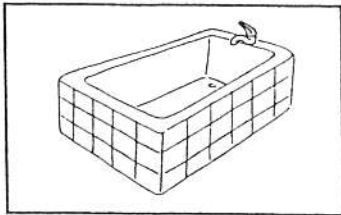
# Revision Three



## EXERCISE 1

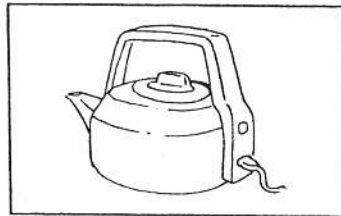
Where do these objects belong to?  
Match each picture with the correct word.

1.



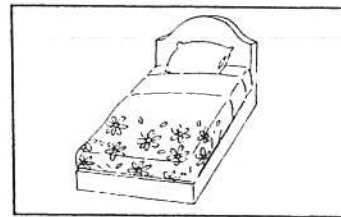
kitchen

2.




bathroom

3.



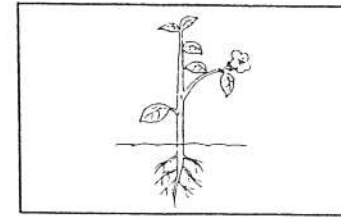
airport

4.



bedroom

5.



garden



## EXERCISE 2

Rearrange the words to form a correct sentence.

1.

fish

A

swims

---

---

2.

My sister

to eat

likes

kiwi fruit

---

---

3.

is looking for

The lion

its

cubs

---

---

4.

I

my hands

with

clap


---

---



# EXERCISE 3

Look at the pictures.



Write one sentence for each picture to form a story.

1. \_\_\_\_\_  
\_\_\_\_\_

2. \_\_\_\_\_  
\_\_\_\_\_

3. \_\_\_\_\_  
\_\_\_\_\_

4. \_\_\_\_\_  
\_\_\_\_\_



# Revision Four



## EXERCISE 1

Tick (✓) the correct answer.

1. The young of a kangaroo is a 

joey	<input type="checkbox"/>
kid	<input type="checkbox"/>

.

2. Kim is 

afraid	<input type="checkbox"/>
bored	<input type="checkbox"/>

 of dogs.

3. We are 

scared	<input type="checkbox"/>
tired	<input type="checkbox"/>

 after the run.

4. The 

octopus	<input type="checkbox"/>
starfish	<input type="checkbox"/>

 has five arms.

5. I use the 

mirror	<input type="checkbox"/>
shampoo	<input type="checkbox"/>

 to wash my hair.



## EXERCISE 2

Match each word with its opposite.

1. fat

soft

2. hard

thin

3. noisy

young

4. old

quiet

5. cold

foolish

6. clever

hot

7. far

small

8. big

near



### EXERCISE 3


Look at the picture.

Use the helping words below and write five sentences about it.

rhinoceros  
elephant

photographs  
people

peacock





1. \_\_\_\_\_

\_\_\_\_\_

2. \_\_\_\_\_

\_\_\_\_\_

3. \_\_\_\_\_

\_\_\_\_\_

4. \_\_\_\_\_

\_\_\_\_\_

5. \_\_\_\_\_

\_\_\_\_\_



# Revision Five

---



## EXERCISE 1

Cheryl is going to the supermarket.  
Look at the shopping list below.

Write **Yes** if the statement is correct.

Write **No** if the statement is incorrect.

### Things to buy

Three packets of milk

Five apples

Three boxes of chocolate cake

Four sandwiches

1. Cheryl needs to buy five apples.

2. She is going to buy three boxes of strawberry cake.

3. Cheryl will buy three packets of milk.

4. She is going to buy four hamburgers.





## EXERCISE 2

Cross ( X ) out the incorrect answer.


1. Aisha scored full marks for her English test.


She is very ( happy , sad ) 

2. The ( postman , policeman )  caught the thief  
and took him to the police station.

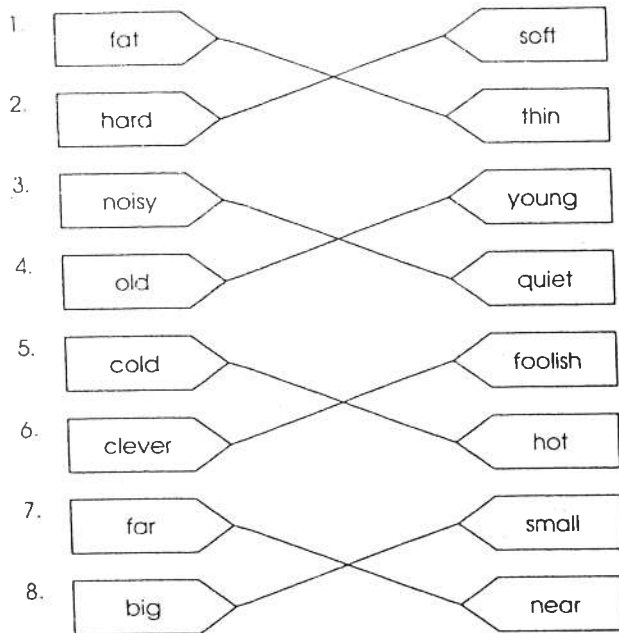
3. The ( giraffe , dog )  has a long neck.

4. Mother cuts meat with a ( fork , knife ) 

5. I put on my ( raincoat , sunglasses )  on  
rainy days.

6. Miss Lee likes to wear a ( ring , scarf )  around  
her head.

## Exercise 2



## Exercise 3

(Accept any other valid answers.)

1. There are many people at the zoo.
2. There is a beautiful peacock.
3. The rhinoceros has two sharp horns.
4. The elephant has a long trunk.
5. The people are taking photographs of the animals.

## Revision Five

### Exercise 1

- |        |       |
|--------|-------|
| 1. Yes | 2. No |
| 3. Yes | 4. No |

### Exercise 2

- |             |              |
|-------------|--------------|
| 1. happy    | 2. policeman |
| 3. giraffe  | 4. knife     |
| 5. raincoat | 6. scarf     |

### Exercise 3

1. Kitty has two cousins.
2. Their names are Sally and Sandra.
3. They bring their dolls.
4. Kitty taught Sally and Sandra to fly kites.
5. The girls' favourite card game is 'Snap'.