



















This printable is not to be shared - even if you got it for free. This is your personal copy.

© Copyright 2018 Homeschool Preschool. All rights reserved. The pictures used in this printable were purchased from **Educlips**. They are copyrighted by the original owner.

You may copy the pages in this pack for **PERSONAL** and **SINGLE CLASSROOM** use only. If you have any questions, please email me at tara@homeschoolpreschool.net.

Directions: Print on cardstock. Cut out each of the cards. Cut on dotted line, as well. Mix up the cards, and have your child match the uppercase and lowercase letters.

<p>A</p>  <p>a</p>	<p>B</p>  <p>b</p>
<p>C</p>  <p>c</p>	<p>D</p>  <p>d</p>
<p>E</p>  <p>e</p>	<p>F</p>  <p>f</p>

<p>G</p> 	<p>H</p> 
	 <p>h</p>
<p>I</p> 	<p>J</p> 
 <p>i</p>	 <p>j</p>
<p>K</p> 	<p>L</p> 
 <p>k</p>	 <p>l</p>

M



m

N



n

O



o

P




p

Q




q

R




r

S




s

T



t

U



u

V



v

W



w

X




x

Y



y

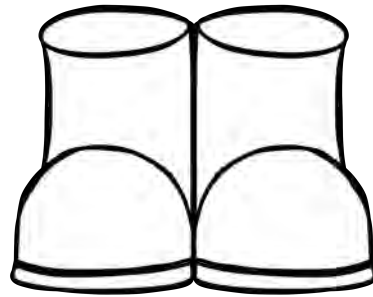
Z



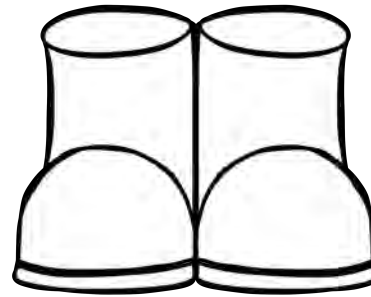
z




Color the
rain boots!




orange



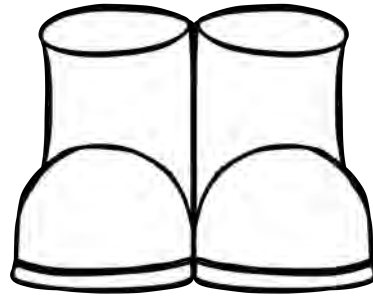
purple



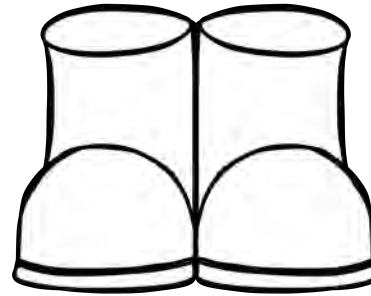
green




blue




yellow





red




brown



	2
	4
	6
	8
	10
	12
	14
	16
	18
	20



	10
	20
	30
	40
	50
	60
	70
	80
	90
	100

Do-a-Dot Letter Hunt


Directions: Use a do-a-dot marker to find all of the letter U and u in the chart below.

U	A	h	N	I	t	Z	u
I	u	f	U	b	a	L	H
l	j	P	u	L	i	U	C
u	W	d	L	U	l	c	J
I	L	U	x	E	D	k	u
	M	u	Y	m	U	E	
	S	d	U	H	u	I	

Graphing

Directions: Cut out and assemble the die on the following page. Roll the die, and color in one space for each picture rolled. Continue until one column reaches 10.

10	10	10	10	10	10
9	9	9	9	9	9
8	8	8	8	8	8
7	7	7	7	7	7
6	6	6	6	6	6
5	5	5	5	5	5
4	4	4	4	4	4
3	3	3	3	3	3
2	2	2	2	2	2
1	1	1	1	1	1
					



B

is for boots.



B B B

b b b

boots boots

R

is for rain.



R R R

r r r

rain rain

U

is for umbrella.



U U U

u u u

umbrella

Roll and Stamp

Directions: Roll two die. Count the dots. Use a do-a-dot marker, circle sticker, or markers/crayons to identify the number below.

2

9

8

12

4

11

6

10

8

7

3

12

9



5









10

11


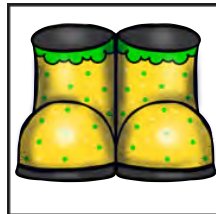





8

Wet or Dry


 <p>wet</p>	 <p>dry</p>
--	---

What comes next?



What else starts with B?



"Boots" starts with "b".
Color the pictures below that start with "b".

