

SPRING

Copyright © Carisa Hinson 1+1+1=1

www.1plus1plus1equals1.net

www.1plus1plus1equals1shop.com

All rights reserved by author.

Permission to copy for single classroom/home use only.

Electronic distribution limited to single classroom/home use only.

Want to share? Link to my blog post/website, NOT the PDF file itself.

[Full Terms of Use here](#)


All images © [Getty](#) Fonts © [Kimberly Geswein](#)



Are you homeschooling?

One of the things a homeschool educator feels often is OVERWHELMED. Even I did when I taught PreK and Kindergarten at home for the first time, and I was a former classroom Kindergarten teacher – I *knew* what I was doing. But it is different and sometimes overwhelming when it's all on you and it's YOUR child. My goal is to make things less overwhelming, and one of the ways to do that is to **save you time**. I have gathered all of our PreK and Kindergarten products into a simple membership area called K @ Home, where you can easily access exactly what you need, all on one webpage! No ads, no browsing around, just log in and download what you want!

[Click here to learn more!](#)




PRE-K & KINDERGARTEN @ HOME

3 Levels of membership offered, various products included at each level.

Created by former Kindergarten teacher turned homeschooler,

Carisa from 1+1+1=1
www.1plus1plus1equals1.net



Kindergarten Goals

See our Kindergarten [Literacy](#) and [Math](#) goals here!



**Homeschool
Kindergarten
Literacy Goals**
from $1+1+1=1$



www.1plus1plus1equals1.net



**Homeschool
Kindergarten
Math Goals**
from $1+1+1=1$



www.1plus1plus1equals1.net




Set the Stage ~ Toys & Additional Books

Set the stage by creating a fun “invitation to learn” area for your unit. A simple shelf, basket, or bin will work. Gather any toys or books you have. Borrow items from a friend or the library. Think of any games or stuffed animals you may have to bring the theme to life.

Click on the graphics below to see more fun ideas and books to go along with this unit!



SPRING
BOOKS FOR KIDS



Spring Fun

Pinterest Board

[Visit to see craft ideas, additional printables, recipes and more!](#)



Read & Clip

can



jet



wig



bus



mat



bed



Read & Clip

bag



cup



net



map



tub






vet




ABC Matching

cut in half and match upper & lowercase



ABC Matching

cut in half and match upper & lowercase



Color the Beginning Sound

M

E

F

_lowers




M

E

B

_gg



S

R

V

_ainbow



G

F

C

_rog



B

Q

W

_ird



R

H

S

_abbit



D

U

F

_mbrella



S

T

K

_ite





COLORS OF SPRING



Staple Here



The umbrella is blue.



The bird is red.



The frog is green.



The birdhouse is brown.

Staple Here



The flowers are yellow.



The carrot is orange.



The rainbow is ALL colors!

Trace the Words



rainbow



umbrella



bird



kite



frog



egg



flowers



rabbit

Sorting

LIVING


NON-LIVING






Number Bonds - Example




$$2 + \underline{\quad} = 4$$




Number Bonds - What is the Missing Number?





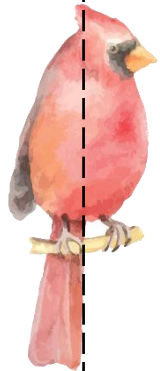

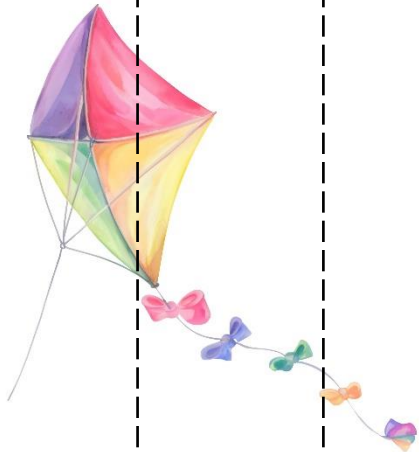


Write the Missing Number



Finish the Pattern





10 20 30 40 50 60 70 80 90 100

How Many?

























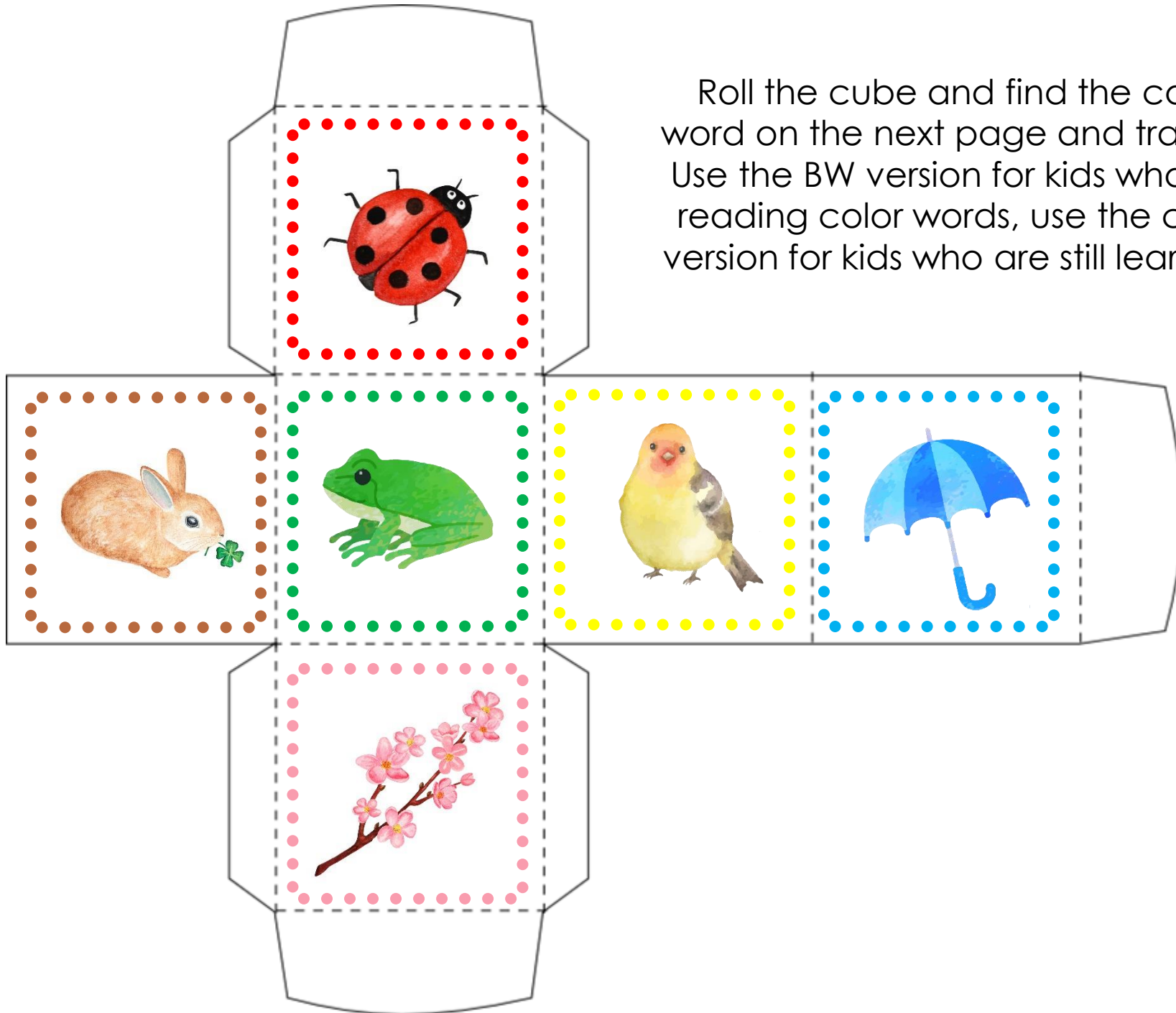




Write the Numbers, Add, & Color the Answer

 _____ + _____ = _____	 _____ + _____ = _____	<table border="1"><tr><td>4</td></tr><tr><td>3</td></tr><tr><td>7</td></tr></table>	4	3	7
4					
3					
7					
 _____ + _____ = _____	 _____ + _____ = _____	<table border="1"><tr><td>7</td></tr><tr><td>5</td></tr><tr><td>2</td></tr></table>	7	5	2
7					
5					
2					
 _____ + _____ = _____	 _____ + _____ = _____	<table border="1"><tr><td>5</td></tr><tr><td>2</td></tr><tr><td>1</td></tr></table>	5	2	1
5					
2					
1					
 _____ + _____ = _____	 _____ + _____ = _____	<table border="1"><tr><td>9</td></tr><tr><td>2</td></tr><tr><td>6</td></tr></table>	9	2	6
9					
2					
6					
 _____ + _____ = _____	 _____ + _____ = _____	<table border="1"><tr><td>2</td></tr><tr><td>6</td></tr><tr><td>4</td></tr></table>	2	6	4
2					
6					
4					
 _____ + _____ = _____	 _____ + _____ = _____	<table border="1"><tr><td>4</td></tr><tr><td>7</td></tr><tr><td>8</td></tr></table>	4	7	8
4					
7					
8					
 _____ + _____ = _____	 _____ + _____ = _____	<table border="1"><tr><td>2</td></tr><tr><td>0</td></tr><tr><td>5</td></tr></table>	2	0	5
2					
0					
5					
 _____ + _____ = _____	 _____ + _____ = _____	<table border="1"><tr><td>3</td></tr><tr><td>8</td></tr><tr><td>1</td></tr></table>	3	8	1
3					
8					
1					

Roll the cube and find the color word on the next page and trace it. Use the BW version for kids who are reading color words, use the color version for kids who are still learning!



Roll and Trace the Color Word

blue

green

brown

red

red

yellow

pink

pink

yellow

blue

brown

green

Roll and Trace the Color Word

blue

green

brown

red

red

yellow

pink

pink

yellow

blue

brown

green