

# IRREGULAR VERBS

in

## a text about past events

### Ready-to-use differentiated activity:

- 16 pairs of cut-up matching cards
  - worksheet x 3 variations
  - colour and greyscale formats
  - answer key
- 16 commonly used Irregular Verbs
  - base and past simple forms
  - statements and negative sentences

Set 1



# Thank you for downloading this resource!

Hope it will be of good use for your classroom teaching, one-on-one tuition or homeschooling!  
Any feedback, comments, suggestions or questions are very welcome!

## Why this resource?

Do your learners struggle memorising irregular verbs? Do they often fail to use appropriate forms of irregular verbs when talking or writing about the past?

This simple learning activity will help them learn the base and past simple forms of 16 irregular verbs and practice using them in statements and negative sentences in the context of a story related to past events.

## What's inside?

This pack includes 16 pairs of cut-up matching cards and 3 variations of the worksheet, which allows for differentiation. Print only what you need, based on your teaching preferences or on learning needs of your students. You can also choose between colour and greyscale formats of the materials. The answer key is provided.

## How can it be used?

To start with, give a set of pre-cut irregular verbs matching cards to each learner, pairs or small groups of learners and ask them to match the pairs. Colour-coded cards (i.e. green ones with the base forms and yellow ones with the past forms) can be offered to beginners, whilst greyscale cards can be used by more confident learners, who can distinguish between the present and past forms of the target verbs without extra prompting.

The irregular verbs table in the first task of the worksheet can be used for recording the correct answers, or for homework revision. Alternatively, for time-saving reasons, you can skip the matching cards and ask the learners to start the activity by completing the table.

The worksheet task two provides for using the appropriate forms of the target irregular verbs in the text, i.e. the past forms - in statements, and the base forms following the auxiliary verb *did + not* - in negative sentences. There are 3 variations available for this task. You can either choose one of them for a whole group activity, or use different ones for work in small groups according to learners' level of competence and/or interests:

- multiple choice (*complete the text by choosing the correct verb form*);
- gap-fill (*complete the text by filling-in the gaps with the appropriate verbs from the table / cards*);
- proofreading (*identify the verbs in the text and change them into the past tense where appropriate*).

## Credits:

This product, including the images and backgrounds, is an original work of Liliya Balanyuk.

© 2014 [www.esolworksheets.com](http://www.esolworksheets.com)

## Copyright information:

This resource may be saved, printed and photocopied for personal and classroom use.

However, no part of this product may be sold, shared on educational networks or distributed to others in any form by any other means.

are

were

is

was

buy

bought

do

did

**drink**

**drank**

**eat**

**ate**

**feel**

**felt**

**find**

**found**

get

got

go

went

have

had

see

saw

**sell**

**sold**

**spend**

**spent**

**take**

**took**

**think**

**thought**

are

were

is

was

buy

bought

do

did

**drink**

**drank**

**eat**

**ate**

**feel**

**felt**

**find**

**found**



get

got

go

went

have

had

see

saw

**sell**

**sold**

**spend**

**spent**

**take**

**took**

**think**

**thought**

# A SIGHTSEEING HOLIDAY IN PARIS

**Task 1:** Choose matching verb forms from the options below and complete the table.

Present	Past
(be) are	
(be) is	
buy	
do	
drink	
eat	
feel	
find	

Present	Past
get	
go	
have	
see	
sell	
spend	
take	
think	

Options	
went	saw
were	found
took	was
ate	spent
thought	bought
felt	did
sold	drank
had	got

**Task 2:** Complete the text below by choosing the correct verb forms.



In May, I <sup>(1)</sup>go/went on holiday to Paris with my friend. We <sup>(2)</sup>have/had a great time there. We <sup>(3)</sup>spend/spent four days in Paris and <sup>(4)</sup>do/did a lot of sightseeing. We <sup>(5)</sup>see/saw many beautiful places like the Eiffel Tower, the Notre Dame and other usual tourist attractions. Unfortunately, we <sup>(6)</sup>do/did not <sup>(7)</sup>take/took a boat tour on the River Seine because we <sup>(8)</sup>do/did not <sup>(9)</sup>have/had enough time. We <sup>(10)</sup>have/had dinner in the hotel the first night, but then we <sup>(11)</sup>go/went out to restaurants for a meal. We <sup>(12)</sup>eat/ate local dishes and <sup>(13)</sup>drink/drank French wines. We <sup>(14)</sup>think/thought that French cuisine <sup>(15)</sup>is/was delicious. One day, we <sup>(16)</sup>get/got lost on our way back to the hotel. I <sup>(17)</sup>do/did not <sup>(18)</sup>feel/felt upset because we <sup>(19)</sup>find/found a really good market with lots of little stalls. They <sup>(20)</sup>sell/sold just about everything. We <sup>(21)</sup>buy/bought many lovely souvenirs there. I <sup>(22)</sup>take/took hundreds of photos in Paris, so I <sup>(23)</sup>do/did not <sup>(24)</sup>buy/bought any postcards. We <sup>(25)</sup>spend/spent a lot of money during the holiday, but I <sup>(26)</sup>feel/felt happy. Those <sup>(27)</sup>are/were the best days. Paris <sup>(28)</sup>is/was worth visiting.

# A SIGHTSEEING HOLIDAY IN PARIS

**Task 1:** Choose matching verb forms from the options below and complete the table.

Present	Past
<i>(be) are</i>	
<i>(be) is</i>	
<i>buy</i>	
<i>do</i>	
<i>drink</i>	
<i>eat</i>	
<i>feel</i>	
<i>find</i>	

Present	Past
<i>get</i>	
<i>go</i>	
<i>have</i>	
<i>see</i>	
<i>sell</i>	
<i>spend</i>	
<i>take</i>	
<i>think</i>	

Options	
went	saw
were	found
took	was
ate	spent
thought	bought
felt	did
sold	drank
had	got

**Task 2:** Complete the text below by choosing the correct verb forms.



In May, I <sup>(1)</sup>go/went on holiday to Paris with my friend. We <sup>(2)</sup>have/had a great time there. We <sup>(3)</sup>spend/spent four days in Paris and <sup>(4)</sup>do/did a lot of sightseeing. We <sup>(5)</sup>see/saw many beautiful places like the Eiffel Tower, the Notre Dame and other usual tourist attractions. Unfortunately, we <sup>(6)</sup>do/did not <sup>(7)</sup>take/took a boat tour on the River Seine because we <sup>(8)</sup>do/did not <sup>(9)</sup>have/had enough time. We <sup>(10)</sup>have/had dinner in the hotel the first night, but then we <sup>(11)</sup>go/went out to restaurants for a meal. We <sup>(12)</sup>eat/ate local dishes and <sup>(13)</sup>drink/drank French wines. We <sup>(14)</sup>think/thought that French cuisine <sup>(15)</sup>is/was delicious. One day, we <sup>(16)</sup>get/got lost on our way back to the hotel. I <sup>(17)</sup>do/did not <sup>(18)</sup>feel/felt upset because we <sup>(19)</sup>find/found a really good market with lots of little stalls. They <sup>(20)</sup>sell/sold just about everything. We <sup>(21)</sup>buy/bought many lovely souvenirs there. I <sup>(22)</sup>take/took hundreds of photos in Paris, so I <sup>(23)</sup>do/did not <sup>(24)</sup>buy/bought any postcards. We <sup>(25)</sup>spend/spent a lot of money during the holiday, but I <sup>(26)</sup>feel/felt happy. Those <sup>(27)</sup>are/were the best days. Paris <sup>(28)</sup>is/was worth visiting.

# A SIGHTSEEING HOLIDAY IN PARIS

**Task 1:** Choose matching verb forms from the options below and complete the table.

Present	Past
<i>(be) are</i>	
<i>(be) is</i>	
<i>buy</i>	
<i>do</i>	
<i>drink</i>	
<i>eat</i>	
<i>feel</i>	
<i>find</i>	

Present	Past
<i>get</i>	
<i>go</i>	
<i>have</i>	
<i>see</i>	
<i>sell</i>	
<i>spend</i>	
<i>take</i>	
<i>think</i>	

Options	
went	saw
were	found
took	was
ate	spent
thought	bought
felt	did
sold	drank
had	got

**Task 2:** Complete the text by filling-in the gaps with the appropriate verbs from the table above.



In May, I <sup>(1)</sup> \_\_\_\_\_ on holiday to Paris with my friend. We <sup>(2)</sup> \_\_\_\_\_ a great time there. We <sup>(3)</sup> \_\_\_\_\_ four days in Paris and <sup>(4)</sup> \_\_\_\_\_ a lot of sightseeing. We <sup>(5)</sup> \_\_\_\_\_ many beautiful places like the Eiffel Tower, the Notre Dame and other usual tourist attractions. Unfortunately, we <sup>(6)</sup> \_\_\_\_\_ not <sup>(7)</sup> \_\_\_\_\_ a boat tour on the River Seine because we <sup>(8)</sup> \_\_\_\_\_ not <sup>(9)</sup> \_\_\_\_\_ enough time. We <sup>(10)</sup> \_\_\_\_\_ dinner in the hotel the first night, but then we <sup>(11)</sup> \_\_\_\_\_ out to restaurants for a meal. We <sup>(12)</sup> \_\_\_\_\_ local dishes and <sup>(13)</sup> \_\_\_\_\_ French wines. We <sup>(14)</sup> \_\_\_\_\_ that French cuisine <sup>(15)</sup> \_\_\_\_\_ delicious. One day, we <sup>(16)</sup> \_\_\_\_\_ lost on our way back to the hotel. I <sup>(17)</sup> \_\_\_\_\_ not <sup>(18)</sup> \_\_\_\_\_ upset because we <sup>(19)</sup> \_\_\_\_\_ a really good market with lots of little stalls. They <sup>(20)</sup> \_\_\_\_\_ just about everything. We <sup>(21)</sup> \_\_\_\_\_ many lovely souvenirs there. I <sup>(22)</sup> \_\_\_\_\_ hundreds of photos in Paris, so I <sup>(23)</sup> \_\_\_\_\_ not <sup>(24)</sup> \_\_\_\_\_ any postcards. We <sup>(25)</sup> \_\_\_\_\_ a lot of money during the holiday, but I <sup>(26)</sup> \_\_\_\_\_ happy. Those <sup>(27)</sup> \_\_\_\_\_ the best days. Paris <sup>(28)</sup> \_\_\_\_\_ worth visiting.

# A SIGHTSEEING HOLIDAY IN PARIS

**Task 1:** Choose matching verb forms from the options below and complete the table.

Present	Past
<i>(be) are</i>	
<i>(be) is</i>	
<i>buy</i>	
<i>do</i>	
<i>drink</i>	
<i>eat</i>	
<i>feel</i>	
<i>find</i>	

Present	Past
<i>get</i>	
<i>go</i>	
<i>have</i>	
<i>see</i>	
<i>sell</i>	
<i>spend</i>	
<i>take</i>	
<i>think</i>	

Options	
went	saw
were	found
took	was
ate	spent
thought	bought
felt	did
sold	drank
had	got

**Task 2:** Complete the text by filling-in the gaps with the appropriate verbs from the table above.



In May, I <sup>(1)</sup> \_\_\_\_\_ on holiday to Paris with my friend. We <sup>(2)</sup> \_\_\_\_\_ a great time there. We <sup>(3)</sup> \_\_\_\_\_ four days in Paris and <sup>(4)</sup> \_\_\_\_\_ a lot of sightseeing. We <sup>(5)</sup> \_\_\_\_\_ many beautiful places like the Eiffel Tower, the Notre Dame and other usual tourist attractions. Unfortunately, we <sup>(6)</sup> \_\_\_\_\_ not <sup>(7)</sup> \_\_\_\_\_ a boat tour on the River Seine because we <sup>(8)</sup> \_\_\_\_\_ not <sup>(9)</sup> \_\_\_\_\_ enough time. We <sup>(10)</sup> \_\_\_\_\_ dinner in the hotel the first night, but then we <sup>(11)</sup> \_\_\_\_\_ out to restaurants for a meal. We <sup>(12)</sup> \_\_\_\_\_ local dishes and <sup>(13)</sup> \_\_\_\_\_ French wines. We <sup>(14)</sup> \_\_\_\_\_ that French cuisine <sup>(15)</sup> \_\_\_\_\_ delicious. One day, we <sup>(16)</sup> \_\_\_\_\_ lost on our way back to the hotel. I <sup>(17)</sup> \_\_\_\_\_ not <sup>(18)</sup> \_\_\_\_\_ upset because we <sup>(19)</sup> \_\_\_\_\_ a really good market with lots of little stalls. They <sup>(20)</sup> \_\_\_\_\_ just about everything. We <sup>(21)</sup> \_\_\_\_\_ many lovely souvenirs there. I <sup>(22)</sup> \_\_\_\_\_ hundreds of photos in Paris, so I <sup>(23)</sup> \_\_\_\_\_ not <sup>(24)</sup> \_\_\_\_\_ any postcards. We <sup>(25)</sup> \_\_\_\_\_ a lot of money during the holiday, but I <sup>(26)</sup> \_\_\_\_\_ happy. Those <sup>(27)</sup> \_\_\_\_\_ the best days. Paris <sup>(28)</sup> \_\_\_\_\_ worth visiting.

# A SIGHTSEEING HOLIDAY IN PARIS

**Task 1:** Choose matching verb forms from the options below and complete the table.

Present	Past
<i>(be) are</i>	
<i>(be) is</i>	
<i>buy</i>	
<i>do</i>	
<i>drink</i>	
<i>eat</i>	
<i>feel</i>	
<i>find</i>	

Present	Past
<i>get</i>	
<i>go</i>	
<i>have</i>	
<i>see</i>	
<i>sell</i>	
<i>spend</i>	
<i>take</i>	
<i>think</i>	

Options	
went	saw
were	found
took	was
ate	spent
thought	bought
felt	did
sold	drank
had	got

**Task 2:** Underline all the verbs in the text below. Change the verbs into the past tense where appropriate.



In May, I go on holiday to Paris with my friend. We have a great time there. We spend four days in Paris and do a lot of sightseeing. We see many beautiful places like the Eiffel Tower, the Notre Dame and other usual tourist attractions. Unfortunately, we do not take a boat tour on the River Seine because we do not have enough time. We have dinner in the hotel the first night, but then we go out to restaurants for a meal. We eat local dishes and drink French wines. We think that French cuisine is delicious. One day, we get lost on our way back to the hotel. I do not feel upset because we find a really good market with lots of little stalls. They sell just about everything. We buy many lovely souvenirs there. I take hundreds of photos in Paris, so I do not buy any postcards. We spend a lot of money during the holiday, but I feel happy. Those are the best days. Paris is worth visiting.

# A SIGHTSEEING HOLIDAY IN PARIS

**Task 1:** Choose matching verb forms from the options below and complete the table.

Present	Past
<i>(be) are</i>	
<i>(be) is</i>	
<i>buy</i>	
<i>do</i>	
<i>drink</i>	
<i>eat</i>	
<i>feel</i>	
<i>find</i>	

Present	Past
<i>get</i>	
<i>go</i>	
<i>have</i>	
<i>see</i>	
<i>sell</i>	
<i>spend</i>	
<i>take</i>	
<i>think</i>	

Options	
went	saw
were	found
took	was
ate	spent
thought	bought
felt	did
sold	drank
had	got

**Task 2:** Underline all the verbs in the text below. Change the verbs into the past tense where appropriate.



In May, I go on holiday to Paris with my friend. We have a great time there. We spend four days in Paris and do a lot of sightseeing. We see many beautiful places like the Eiffel Tower, the Notre Dame and other usual tourist attractions. Unfortunately, we do not take a boat tour on the River Seine because we do not have enough time. We have dinner in the hotel the first night, but then we go out to restaurants for a meal. We eat local dishes and drink French wines. We think that French cuisine is delicious. One day, we get lost on our way back to the hotel. I do not feel upset because we find a really good market with lots of little stalls. They sell just about everything. We buy many lovely souvenirs there. I take hundreds of photos in Paris, so I do not buy any postcards. We spend a lot of money during the holiday, but I feel happy. Those are the best days. Paris is worth visiting.



# ANSWER KEY

**Task 1:** Choose matching verb forms from the options below and complete the table.

Present	Past
(be) are	were
(be) is	was
buy	bought
do	did
drink	drank
eat	ate
feel	felt
find	found

Present	Past
get	got
go	went
have	had
see	saw
sell	sold
spend	spent
take	took
think	thought

Options	
went	saw
were	found
took	was
ate	spent
thought	bought
felt	did
sold	drank
had	got

**Task 2:**



In May, I <sup>(1)</sup>go/went on holiday to Paris with my friend. We <sup>(2)</sup>have/had a great time there. We <sup>(3)</sup>spend/spent four days in Paris and <sup>(4)</sup>do/did a lot of sightseeing. We <sup>(5)</sup>see/saw many beautiful places like the Eiffel Tower, the Notre Dame and other usual tourist attractions. Unfortunately, we <sup>(6)</sup>do/did not <sup>(7)</sup>take/took a boat tour on the River Seine because we <sup>(8)</sup>do/did not <sup>(9)</sup>have/had enough time. We <sup>(10)</sup>have/had dinner in the hotel the first night, but then we <sup>(11)</sup>go/went out to restaurants for a meal. We <sup>(12)</sup>eat/ate local dishes and <sup>(13)</sup>drink/drank French wines. We <sup>(14)</sup>think/thought that French cuisine <sup>(15)</sup>is/was delicious. One day, we <sup>(16)</sup>get/got lost on our way back to the hotel. I <sup>(17)</sup>do/did not <sup>(18)</sup>feel/felt upset because we <sup>(19)</sup>find/found a really good market with lots of little stalls. They <sup>(20)</sup>sell/sold just about everything. We <sup>(21)</sup>buy/bought many lovely souvenirs there. I <sup>(22)</sup>take/took hundreds of photos in Paris, so I <sup>(23)</sup>do/did not <sup>(24)</sup>buy/bought any postcards. We <sup>(25)</sup>spend/spent a lot of money during the holiday, but I <sup>(26)</sup>feel/felt happy. Those <sup>(27)</sup>are/were the best days. Paris <sup>(28)</sup>is/was worth visiting.

# ANSWER KEY

**Task 1:** Choose matching verb forms from the options below and complete the table.

Present	Past
<i>(be) are</i>	<i>were</i>
<i>(be) is</i>	<i>was</i>
<i>buy</i>	<i>bought</i>
<i>do</i>	<i>did</i>
<i>drink</i>	<i>drank</i>
<i>eat</i>	<i>ate</i>
<i>feel</i>	<i>felt</i>
<i>find</i>	<i>found</i>

Present	Past
<i>get</i>	<i>got</i>
<i>go</i>	<i>went</i>
<i>have</i>	<i>had</i>
<i>see</i>	<i>saw</i>
<i>sell</i>	<i>sold</i>
<i>spend</i>	<i>spent</i>
<i>take</i>	<i>took</i>
<i>think</i>	<i>thought</i>

Options	
went	saw
were	found
took	was
ate	spent
thought	bought
felt	did
sold	drank
had	got

**Task 2:**




In May, I <sup>(1)</sup>go/went on holiday to Paris with my friend. We <sup>(2)</sup>have/had a great time there. We <sup>(3)</sup>spend/spent four days in Paris and <sup>(4)</sup>do/did a lot of sightseeing. We <sup>(5)</sup>see/saw many beautiful places like the Eiffel Tower, the Notre Dame and other usual tourist attractions. Unfortunately, we <sup>(6)</sup>do/did not <sup>(7)</sup>take/took a boat tour on the River Seine because we <sup>(8)</sup>do/did not <sup>(9)</sup>have/had enough time. We <sup>(10)</sup>have/had dinner in the hotel the first night, but then we <sup>(11)</sup>go/went out to restaurants for a meal. We <sup>(12)</sup>eat/ate local dishes and <sup>(13)</sup>drink/drank French wines. We <sup>(14)</sup>think/thought that French cuisine <sup>(15)</sup>is/was delicious. One day, we <sup>(16)</sup>get/got lost on our way back to the hotel. I <sup>(17)</sup>do/did not <sup>(18)</sup>feel/felt upset because we <sup>(19)</sup>find/found a really good market with lots of little stalls. They <sup>(20)</sup>sell/sold just about everything. We <sup>(21)</sup>buy/bought many lovely souvenirs there. I <sup>(22)</sup>take/took hundreds of photos in Paris, so I <sup>(23)</sup>do/did not <sup>(24)</sup>buy/bought any postcards. We <sup>(25)</sup>spend/spent a lot of money during the holiday, but I <sup>(26)</sup>feel/felt happy. Those <sup>(27)</sup>are/were the best days. Paris <sup>(28)</sup>is/was worth visiting.

# Irregular Verbs

2 Cut and sort activities

2 Fill in activities



Laura Love to Teach

<http://lovetoteach.blogspot.com>

Graphics from: Graphics From the Pond

<http://frompond.blogspot.com>



Directions: Cut out each word and paste it in the correct column. Each verb will line up with the past and present form.

Example: *meet* will be across from the word *met*


begin 

caught 

choose 

forbid 


ran 

spring 

chose 

forbade 

run 

sprung 

began 

catch 



Directions: Cut out each word and paste it in the correct column. Each verb will line up with the past and present form.

Example: *meet* will be across from the word *met*

steal 

shook 

wear 

write 


lose 

stole 

shake 

lost 

wore 

taught 

teach 

wrote 



Fill in the blank with the appropriate tense of the verb.



Present Irregular Verbs	Past Irregular Verbs
know	
hold	
	paid
wake	
	fought
	kept





Fill in the blank with the appropriate tense of the verb.



Present Irregular Verbs	Past Irregular Verbs
lay	
	tore
	paid
keep	
forgive	
	burst

# IRREGULAR PAST TENSE VERB SHEETS



## IRREGULAR PAST TENSE VERB SHEETS #1

Fill in the sentence about what you did yesterday



Today I tear.  
Yesterday I

.....



Today I lift.  
Yesterday I

.....



Today I win.  
Yesterday I

.....



Today I swim.  
Yesterday I

.....



Today I take.  
Yesterday I

.....



Today I write.  
Yesterday I

.....



Today I think.  
Yesterday I

.....



Today I begin.  
Yesterday I

.....



Today I feed.  
Yesterday I

.....



Today I throw.  
Yesterday I

.....



# ADVENTURES IN *Speech* PATHOLOGY



I'm the type of SLP who has worked in seven different SLP roles and counting! So I create resources that are **FUNCTIONAL, FLEXIBLE** and can be used **YEAR ROUND** so that you get maximal use out of your purchase. I also have this hands-on, interactive and drill-drill-drill approach to keep kids engaged and graduating asap!

*Rebecca Reinking*

SPEECH LANGUAGE PATHOLOGIST  
ADVENTURESINSPEECHPATHOLOGY@GMAIL.COM



## WHY WE SHOULD *connect*

I'm a **BLOGGER** at heart. I write a little too honestly at times but I want to cut through all that fake social media nonsense and speak the SLP truth.  
[www.adventuresinspeechpathology.com](http://www.adventuresinspeechpathology.com)

I like taking **COOL PHOTOS**. You know, the hands-on, simple, flexible ideas that won't cost you much money. People also love to hear my accent.  
Instagram: [@adventuresinspeechpathology](https://www.instagram.com/adventuresinspeechpathology)

**50% OFF PRODUCTS FOR THE FIRST 48 HOURS.**

CONNECTING SLPs ALL OVER THE WORLD WITH YEAR ROUND, MEANINGFUL RESOURCES.

My **NEWSLETTER** is a place to get blogs, resources and sales sent to you  
Sign up at [www.adventuresinspeechpathology.com](http://www.adventuresinspeechpathology.com)

## LEAVE *feedback* & SHARE

Comments & Ratings		Product Q & A									
		1	2	3							
Public Feedback											
Please take this opportunity to leave a comment about your experience with this resource. Tell us how it met your needs and what other educators might like to know about it.											
If you have a technical issue or notice an error with the resource, please use the "Q&A" section to contact the Teacher-Author -- or you can reach out to Customer Support.											
	F	D	D+	C	C+	B	B+	A	No Opinion		
Clarity	<input type="radio"/>	<input type="radio"/>	<input type="radio"/>	<input type="radio"/>	<input type="radio"/>	<input type="radio"/>	<input type="radio"/>	<input type="radio"/>	<input type="radio"/>	<input type="radio"/>	<input type="radio"/>
Creativity	<input type="radio"/>	<input type="radio"/>	<input type="radio"/>	<input type="radio"/>	<input type="radio"/>	<input type="radio"/>	<input type="radio"/>	<input type="radio"/>	<input type="radio"/>	<input type="radio"/>	<input type="radio"/>
Thoroughness	<input type="radio"/>	<input type="radio"/>	<input type="radio"/>	<input type="radio"/>	<input type="radio"/>	<input type="radio"/>	<input type="radio"/>	<input type="radio"/>	<input type="radio"/>	<input type="radio"/>	<input type="radio"/>
Practicality	<input type="radio"/>	<input type="radio"/>	<input type="radio"/>	<input type="radio"/>	<input type="radio"/>	<input type="radio"/>	<input type="radio"/>	<input type="radio"/>	<input type="radio"/>	<input type="radio"/>	<input type="radio"/>
Accuracy	<input type="radio"/>	<input type="radio"/>	<input type="radio"/>	<input type="radio"/>	<input type="radio"/>	<input type="radio"/>	<input type="radio"/>	<input type="radio"/>	<input type="radio"/>	<input type="radio"/>	<input type="radio"/>
Overall Quality	<input type="radio"/>	<input type="radio"/>	<input type="radio"/>	<input type="radio"/>	<input type="radio"/>	<input type="radio"/>	<input type="radio"/>	<input type="radio"/>	<input type="radio"/>	<input type="radio"/>	<input type="radio"/>

Your **FEEDBACK** makes my day 😊  
Plus when you leave it on TpT you **EARN CREDITS** for next time!



I **LOVE** seeing my resources in your therapy room – tag me on **INSTAGRAM** and let's share

# ADVENTURES IN *Speech* PATHOLOGY

## TERMS OF USE

- This entire resource is my own **COPYRIGHTED** material.
- This product is licensed for **INDIVIDUAL** use only.
- This means that you **CANNOT SHARE** or email this product to your colleagues.
- feel free to **PRINT COPIES** for your students as often as you wish.
- if you are not sure if you can do something, just **EMAIL ME** and I'll answer your questions  
[adventuresinspeechpathology@gmail.com](mailto:adventuresinspeechpathology@gmail.com)

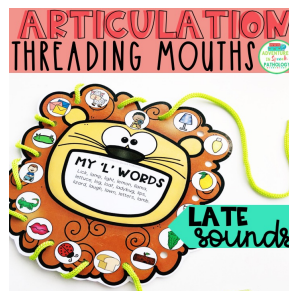
*Therapy resources*  
**YOU CAN USE ALL YEAR ROUND**



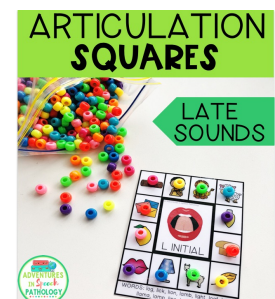

## CREDITS:



I  **Speech resources**




**CLICK TO SEE MY *best* SELLERS**



# IRREGULAR

## PAST TENSE VERB SHEETS #1

Fill in the sentence about what you did yesterday



Today I tear.  
Yesterday I

.....




Today I bend.  
Yesterday I

.....




Today I win.  
Yesterday I

.....



Today I swim.  
Yesterday I

.....



Today I take.  
Yesterday I

.....



Today I write.  
Yesterday I

.....



Today I think.  
Yesterday I

.....



Today I begin.  
Yesterday I

.....



Today I feed.  
Yesterday I

.....




Today I throw.  
Yesterday I

.....

# IRREGULAR


## PAST TENSE VERB SHEETS #2

Fill in the sentence about what you did yesterday



Today I lose.  
Yesterday I

.....



Today I say.  
Yesterday I

.....



Today I sing.  
Yesterday I

.....



Today I make.  
Yesterday I

.....




Today I rise.  
Yesterday I

.....



Today I send.  
Yesterday I

.....



Today I meet.  
Yesterday I

.....



Today I run.  
Yesterday I

.....



Today I sell.  
Yesterday I

.....



Today I sleep.  
Yesterday I

.....

# IRREGULAR

## PAST TENSE VERB SHEETS #3

Fill in the sentence about what you did yesterday



Today I hide.  
Yesterday I

.....



Today I grow.  
Yesterday I

.....



Today I fly.  
Yesterday I

.....




Today I find.  
Yesterday I

.....



Today I keep.  
Yesterday I

.....




Today I hold.  
Yesterday I

.....




Today I fight.  
Yesterday I

.....



Today I leave.  
Yesterday I

.....



Today I know.  
Yesterday I

.....



Today I forget.  
Yesterday I

.....

# IRREGULAR

## PAST TENSE VERB SHEETS #4

Fill in the sentence about what you did yesterday



Today I buy.  
Yesterday I

.....



Today I eat.  
Yesterday I

.....



Today I choose.  
Yesterday I

.....



Today I bring.  
Yesterday I

.....




Today I dig.  
Yesterday I

.....



Today I catch.  
Yesterday I

.....



Today I bite.  
Yesterday I

.....



Today I dream.  
Yesterday I

.....



Today I drive.  
Yesterday I

.....



Today I burn.  
Yesterday I


.....



# IRREGULAR


## PAST TENSE VERB SHEETS #5

Fill in the sentence about what you did yesterday




Today I dive.  
Yesterday I

.....



Today I freeze.  
Yesterday I

.....



Today I fall.  
Yesterday I

.....



Today I drink.  
Yesterday I

.....



Today I stand.  
Yesterday I

.....




Today I read.  
Yesterday I

.....




Today I wear.  
Yesterday I

.....




Today I feel.  
Yesterday I

.....



Today I ride.  
Yesterday I

.....



Today I break.  
Yesterday I

.....

# IRREGULAR


## PAST TENSE VERB SHEETS #6

Fill in the sentence about what you did yesterday




Today I wake.  
Yesterday I

.....




Today I speak.  
Yesterday I

.....




Today I see.  
Yesterday I

.....



Today I build.  
Yesterday I

.....




Today I teach.  
Yesterday I

.....



Today I draw.  
Yesterday I

.....



Today I hang.  
Yesterday I

.....



Today I ring.  
Yesterday I

.....



Today I hear.  
Yesterday I

.....




Today I blow.  
Yesterday I

.....

# IRREGULAR


## PAST TENSE VERB SHEETS #1

Fill in the sentence about what you did yesterday



Today I tear.  
Yesterday I

.....




Today I bend  
Yesterday I

.....




Today I win.  
Yesterday I

.....



Today I swim.  
Yesterday I

.....



Today I take.  
Yesterday I

.....



Today I write.  
Yesterday I

.....



Today I think.  
Yesterday I

.....




Today I begin.  
Yesterday I

.....



Today I feed.  
Yesterday I

.....



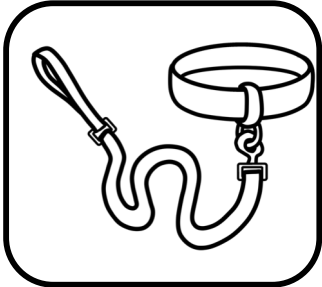
Today I throw.  
Yesterday I

.....

# IRREGULAR


## PAST TENSE VERB SHEETS #2

Fill in the sentence about what you did yesterday




Today I lose.  
Yesterday I

.....



Today I say.  
Yesterday I

.....




Today I sing.  
Yesterday I

.....




Today I make.  
Yesterday I

.....




Today I rise.  
Yesterday I

.....



Today I send.  
Yesterday I

.....



Today I meet.  
Yesterday I

.....



Today I run.  
Yesterday I

.....



Today I sell.  
Yesterday I

.....



Today I sleep.  
Yesterday I

.....

# IRREGULAR

## PAST TENSE VERB SHEETS #3

Fill in the sentence about what you did yesterday




Today I hide.  
Yesterday I

.....



Today I grow.  
Yesterday I

.....



Today I fly.  
Yesterday I

.....



Today I find.  
Yesterday I

.....




Today I keep.  
Yesterday I

.....



Today I hold.  
Yesterday I

.....




Today I fight.  
Yesterday I

.....



Today I leave.  
Yesterday I

.....



Today I know.  
Yesterday I

.....



Today I forget.  
Yesterday I

.....

# IRREGULAR

## PAST TENSE VERB SHEETS #4

Fill in the sentence about what you did yesterday




Today I buy.  
Yesterday I

.....



Today I eat.  
Yesterday I

.....



Today I choose.  
Yesterday I

.....



Today I bring.  
Yesterday I

.....




Today I dig.  
Yesterday I

.....



Today I catch.  
Yesterday I

.....



Today I bite.  
Yesterday I

.....



Today I dream.  
Yesterday I

.....



Today I drive.  
Yesterday I

.....




Today I burn.  
Yesterday I

.....

# IRREGULAR

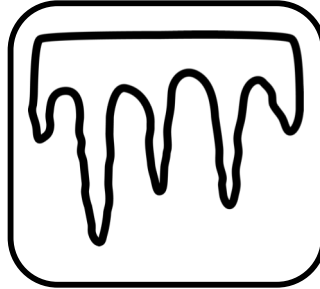
## PAST TENSE VERB SHEETS #5

Fill in the sentence about what you did yesterday




Today I dive.  
Yesterday I

.....



Today I freeze.  
Yesterday I

.....




Today I fall.  
Yesterday I

.....



Today I drink.  
Yesterday I

.....




Today I stand.  
Yesterday I

.....




Today I read.  
Yesterday I

.....



Today I wear.  
Yesterday I

.....



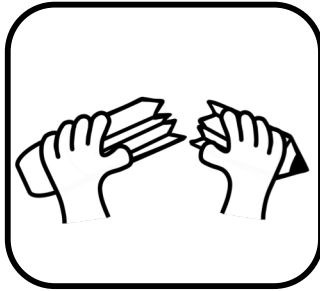
Today I feel.  
Yesterday I

.....



Today I ride.  
Yesterday I

.....



Today I break.  
Yesterday I

.....

# IRREGULAR


## PAST TENSE VERB SHEETS #6

Fill in the sentence about what you did yesterday



Today I wake.  
Yesterday I

.....




Today I speak.  
Yesterday I

.....




Today I see.  
Yesterday I

.....




Today I build.  
Yesterday I

.....



Today I teach.  
Yesterday I

.....



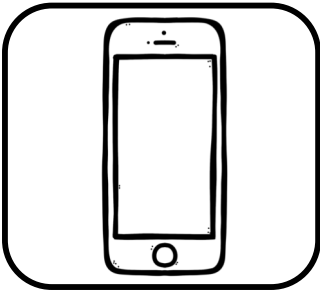
Today I draw.  
Yesterday I

.....



Today I hang.  
Yesterday I

.....



Today I ring.  
Yesterday I

.....



Today I hear.  
Yesterday I

.....



Today I blow.  
Yesterday I

.....





# *Irregular Verbs*

## Winter Edition



Free  
resource

Second Grade  
Third Grade



**Thank you** for downloading one of my resources!!! I hope you find it fun and helpful in your own classroom.

I'm always looking to expand and to improve my products so I would appreciate your feedback.

Please follow me on TPT so that you know when I update my store with more resources.

## Notes about Irregular Verbs-Winter Edition

Thank you to these talented artists for their colour by code and verb clip art, frames, and background papers as well as winter clipart.



Easy to Prep: print, copy, and learn!



These 3 pages are taken from the resource called Irregular Verbs-Winter Edition.

Here is a preview:

**Word Matching Game using 30 verbs**

awake	catch	caught	stood
become	choose	chose	threw
begin	dig	dug	thought

**5 worksheets**

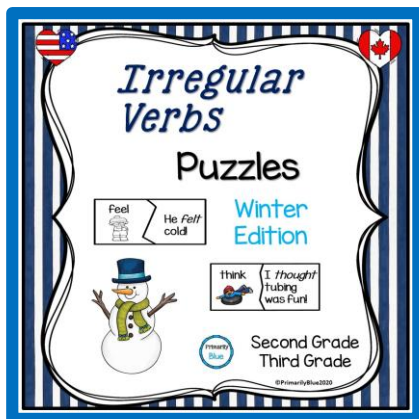
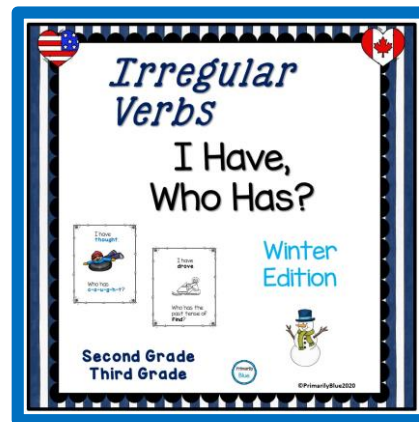
**Reinforcing Writing Activity**

**Reference Card**

Irregular Verbs		
awake-awoke	become-became	
begin-began	bite-bit	
blow-blew	break-broke	
bring-brought	build-built	
buy-bought	catch-caught	
choose-chose	dig-dug	
draw-drew	drink-drank	
drive-drove	eat-ate	
fall-fell	feel-felt	
find-found	freeze-froze	
go-went	kneel-knelt	
make-made	meet-met	
read-read	ride-rode	
see-saw	stand-stood	
throw-threw	think-thought	

**Colour (Color) by Code**

6 If you enjoyed this resource, please check out these other resources.



Name \_\_\_\_\_

# Sorting Irregular Verbs-Winter

Sheet 3

Cut out the verbs below.

Then sort and glue them according to present or past tense.

Present Tense

Past Tense

©PrimarilyBlue2020

choose

kneel

blew

fall

ate

fell

stand

threw

blow

made

chose

eat

stood


throw

make

knelt

Name: \_\_\_\_\_

# Snowy Owl



Use see or saw or seen in the sentences.

She \_\_\_\_\_ the fluffy snowflakes.

Have you ever \_\_\_\_\_ an owl?

I \_\_\_\_\_ a funny snowman.

He has never \_\_\_\_\_ so much snow!

## Code

seen-white

buy-purple

saw-yellow

chose-green

bought-blue

choose-black

feel-pink

felt-brown

Name \_\_\_\_\_

# Let's Write Using our Verbs!

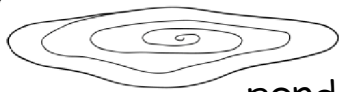
Write a story about skating. Don't forget to use some of the verbs in the word bank.



skating




skate




pond

helmet



stick



hockey player

arena

Handwriting practice lines consisting of multiple sets of three horizontal lines (top, middle, bottom) with a dotted line in the middle, providing space for writing a story.

## Word Bank

freeze

frozen

fall

fell

think

thought


become

became

wear

wore

I use graphics and fonts from the following talented designers / artists to create my products.



<https://www.teacherspayteachers.com/Store/Lovin-Lit>



©PrimarilyBlue2020

All rights reserved.

Please note: Purchase of this resource entitles the purchaser the right to reproduce the pages for use in one classroom only. Copying any part of this product or placing it on the Internet in any form is strictly forbidden and is a violation of the Digital Millennium Copyright Act (DMCA).

If you have any comments, ideas, suggestions, or questions, please feel free to email me at

[primarilyblueresources@gmail.com](mailto:primarilyblueresources@gmail.com)

## Irregular Past Tense Verbs



Today I buy, yesterday I \_\_\_\_\_.



Today I eat, yesterday I \_\_\_\_\_.



Today I draw, yesterday I \_\_\_\_\_.



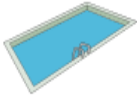
Today I run, yesterday I \_\_\_\_\_.



Today I drink, yesterday I \_\_\_\_\_.



Today I sing, yesterday I \_\_\_\_\_.



Today I swim, yesterday I \_\_\_\_\_.





Today I sit, yesterday I \_\_\_\_\_.



Today I ride, yesterday I \_\_\_\_\_.



Today I win, yesterday I \_\_\_\_\_.



Today I write, yesterday I \_\_\_\_\_.



Today I wear, yesterday I \_\_\_\_\_.



Today I hear, yesterday I \_\_\_\_\_.



Today I fly, yesterday I \_\_\_\_\_.



Today I catch, yesterday I \_\_\_\_\_.

# Irregular Verbs

## Word Sort with Pictures

### Set 1

Review Cloze Questions Included!

Great for ELLs!

#### Irregular Verbs Practice 1

Directions: Fill in the blanks with the correct verbs. Use the underlined words to help you.

##### Present Tense

- We \_\_\_\_\_ and paint pictures in art class.
- I \_\_\_\_\_ a cup of coffee to try to wake up.
- I \_\_\_\_\_ my car to school and try to find a parking space.
- We \_\_\_\_\_ and sell clothes at the mall.
- I \_\_\_\_\_ the ball and run across the field.

##### Past Tense

- I \_\_\_\_\_ a picture of my cat with pencil and marker.
- \_\_\_\_\_ a hole in the yard and planted an apple tree.
- \_\_\_\_\_ on the counter.
- \_\_\_\_\_ on the counter when we were at the store.



Art to ESL

#### Irregular Verbs Word Sort 1-Answer Key

Simple Present Now I...	Simple Past Yesterday I...	Past Participle I have...	Pictures
buy	bought	bought	
bite	bit	bitten	
break	broke	broken	
catch	caught	caught	
draw	drew	drawn	
drive	drove	driven	
drink	drank	drunk	
dig	dug	dug	

#### Irregular Verbs Word Sort 1

Directions: Cut out the choices and glue them in the correct boxes on the next page.

drank

bought

draw

bit

bitten

dug

broken

bite

caught

drew

drawn

drove

dig

buy

drunk

broke

dug

Created by Art to ESL ©2015

Irregular Verbs Word Sort-Set 1

Created by Art to ESL ©2015

# Irregular Verbs Word Sort 1

Directions: Cut out  the choices and glue them in the correct boxes on the next page.

<b>drank</b>	<b>bought</b>	<b>draw</b>
<b>caught</b>	<b>bit</b>	<b>bitten</b>
<b>break</b>	<b>dug</b>	<b>broken</b>
<b>catch</b>	<b>bite</b>	<b>caught</b>
<b>bought</b>	<b>drew</b>	<b>drawn</b>
<b>drive</b>	<b>drove</b>	<b>dig</b>
<b>drink</b>	<b>buy</b>	<b>drunk</b>
<b>driven</b>	<b>broke</b>	<b>dug</b>

# Irregular Verbs Word Sort 1-Answer Sheet

Name \_\_\_\_\_

Simple Present Now I..	Simple Past Yesterday I...	Past Participle I have...	Pictures
			
			
			
			
			
			
			
			

# Irregular Verbs Word Sort 1-Answer Key

Simple Present Now I..	Simple Past Yesterday I...	Past Participle I have...	Pictures
<b>buy</b>	<b>bought</b>	<b>bought</b>	
<b>bite</b>	<b>bit</b>	<b>bitten</b>	
<b>break</b>	<b>broke</b>	<b>broken</b>	
<b>catch</b>	<b>caught</b>	<b>caught</b>	
<b>draw</b>	<b>drew</b>	<b>drawn</b>	
<b>drive</b>	<b>drove</b>	<b>driven</b>	
<b>drink</b>	<b>drank</b>	<b>drunk</b>	
<b>dig</b>	<b>dug</b>	<b>dug</b>	

# Irregular Verbs Practice 1

Directions: Fill in the blanks with the correct verbs. Use the underlined words to help you.

draw	catch	buy	drew	bit
dug	drink	drive	drove	dug
bought	drunk	caught	broken	driven
dig	bought	bitten	broke	drove

## Present Tense

1. We \_\_\_\_\_ and paint pictures in art class.
2. I \_\_\_\_\_ a cup of coffee to try to wake up.
3. I \_\_\_\_\_ my car to school and try to find a parking space.
4. We \_\_\_\_\_ and sell clothes at the mall.
5. I \_\_\_\_\_ the ball and run across the field.

## Past Tense

1. Yesterday, I \_\_\_\_\_ a picture of my cat with pencil and marker.
2. Last week, the dog \_\_\_\_\_ a hole in the yard.
3. They \_\_\_\_\_ to work last Tuesday, but not last Thursday.
4. I \_\_\_\_\_ into the apple that was on the counter.
5. We \_\_\_\_\_ some chicken and potatoes when we were at the store.

## Past Participle

1. They have \_\_\_\_\_ many cars, but this one is their favorite.
2. I have \_\_\_\_\_ groceries from that store, but not recently.
3. We have \_\_\_\_\_ many fish in that lake.
4. They've \_\_\_\_\_ five plates in the last five days!
5. I've \_\_\_\_\_ a hole in the sand, now what should I do?

???

1. I \_\_\_\_\_ a hole and bury the gold coin in it.
2. Last night, we \_\_\_\_\_ home in the rain.
3. I've \_\_\_\_\_ vegetable juice, but I probably won't do it again.
4. I \_\_\_\_\_ a glass while I was at the restaurant last night.
5. I have never \_\_\_\_\_ into a rotten apple, and I never want to!

# Irregular Verbs Practice 1-Answer Key

Directions: Fill in the blanks with the correct verbs. Use the underlined words to help you.

draw	catch	buy	drew	bit
dug	drink	drive	drove	dug
bought	drunk	caught	broken	driven
dig	bought	bitten	broke	drove

## Present Tense

1. We draw and paint pictures in art class.
2. I drink a cup of coffee to try to wake up.
3. I drive my car to school and try to find a parking space.
4. We buy and sell clothes at the mall.
5. I catch the ball and run across the field.

## Past Tense

1. Yesterday, I drew a picture of my cat with pencil and marker.
2. Last week, the dog dug a hole in the yard.
3. They drove to work last Tuesday, but not last Thursday.
4. I bit into the apple that was on the counter.
5. We bought some chicken and potatoes when we were at the store.

## Past Participle

1. They have driven many cars, but this one is their favorite.
2. I have bought groceries from that store, but not recently.
3. We have caught many fish in that lake.
4. They've broken five plates in the last five days!
5. I've dug a hole in the sand, now what should I do?

???

1. I dig a hole and bury the gold coin in it.
2. Last night, we drove home in the rain.
3. I've drunk vegetable juice, but I probably won't do it again.
4. I broke a glass while I was at the restaurant last night.
5. I have never bitten into a rotten apple, and I never want to!

# Thank you for downloading this product!

I hope you find it useful for your classroom.

Please visit my store for additional handouts and strategies that will help your students be successful!

**Irregular Verbs**  
**Word Sort with Pictures**  
**Set 2**

Review Cloze Questions Included!  
Great for ELLs!

Created by Art to ESL ©2015  
www.teacherspayteachers.com/Store/Art-To-Esl

**Word Sorts**

**A Sound of Thunder**  
By Ray Bradbury

**Vocabulary and Background Knowledge Packet**  
Perfect for ELL and Special Needs Students

Created by Art to ESL ©2015  
www.teacherspayteachers.com/Store/Art-To-Esl

**Background Knowledge Packets**

**First Day Questions With Pictures For ELL Students**  
**Free Worksheet**

Fully editable!

Created by Art to ESL ©2015  
www.teacherspayteachers.com/Store/Art-To-Esl

**Picture Worksheets**



[www.teacherspayteachers.com/Store/Art-To-Esl](http://www.teacherspayteachers.com/Store/Art-To-Esl)

**Terms of use:** All rights reserved by the original author. Templates and handouts are intended for classroom use by one teacher only and cannot be redistributed or sold. Graphics cannot be altered or copied for other uses. Thank you for your cooperation and understanding.



# SMART Resources Series

## 80 MOST Commonly Used Irregular Verbs

Verbs

Made

Easy

Grades

1-2-3-4-5

Present and  
Past Tense  
Verbs Practice

By ASHOO MODGIL





Terms of Use  
©2014 Ashoo Modgil  
@Brain Domain Kids  
All rights reserved.

Download of this item entitles you the right to reproduce the pages in limited quantities for classroom use only.

Duplication for an entire school, an entire school system or commercial purposes is strictly forbidden without written permission from the author:  
[ashoo@me.com](mailto:ashoo@me.com)

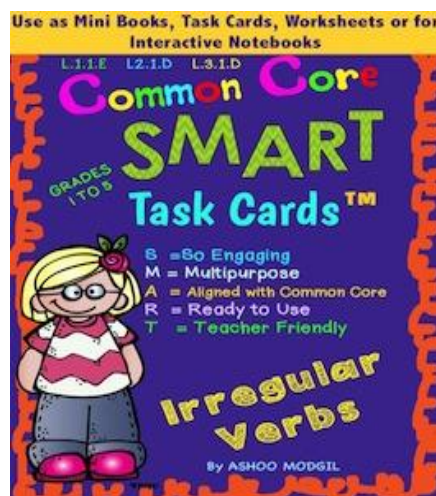
Copying any part of this product and placing it on the internet in any form (even a personal/classroom website) is a strict violation of the Digital Millennium Copyright Act (DMCA). These items will be located by Google and traced back to the publishing site.

Thank you for downloading this product!  
Your FEEDBACK is very VALUABLE as it  
HELPS me KEEP CREATING QUALITY  
PRODUCTS! It is VALUABLE for you as well  
as it helps you to earn TPT Credits for future  
purchases. It would be really NICE if you  
could RATE and COMMENT to let me know  
YOUR THOUGHTS about this PRODUCT!  
Looking Forward to HEAR from YOU!!!  
Please email me at [ashoo@me.com](mailto:ashoo@me.com) for any  
questions or concerns!

**Kindly Rate** Irregular Verbs

**by Clicking the Product Image**

To Support Me and to Add Value  
for the Other Buyers with Your  
Kind Gesture! **THANKS!!**



SMART Resources™ CCSS Aligned

Aligned with the following underlined  
CCSS

CCSS.ELA-LITERACY.L.1.1.E

Use verbs to convey a sense of past,  
present, and future (e.g., Yesterday I  
walked home; Today I walk home;  
Tomorrow I will walk home).

CCSS.ELA-LITERACY.L.2.1.D

Form and use the past tense of  
frequently occurring irregular verbs  
(e.g., sat, hid, told).

CCSS.ELA-LITERACY.L.3.1.D

Form and use regular and irregular  
verbs.

## SMART Resources™ CCSS Aligned

These **SMART Resources™** are versatile and engaging to give interactive, collaborative as well as independent learning experiences to your students. These can be used to reinforce ELA concepts in **Fun** and **Collaborative** Manner.

**SMART** stands for

**S** = So Engaging

**M** = Multipurpose

**A** = Aligned with Common Core

**R** = Ready to Use

**T** = Teacher Friendly

These **SMART Resources™** can be used in multiple ways. **There are 4 ways to use these:**

- i) You can cut and use them for the interactive notebooks.
- ii) You can use them as practice worksheets.
- iii) You can cut and use them as mini books by punching hole and using ring binder or by simply stapling. I have included a Cover Page for the mini book option as well. Kids love to decorate and color their cover pages.
- iv) You can also use them as Task Cards for Centers with Recording Sheets.

## SMART Resources™ CCSS Aligned

Each Packet includes:

1. **Think and Answer Sheets:** Great for Review and Assessment
2. **Answer Key Sheets:** To check correct responses
3. **Student Practice Sheets:** To record the Answers
4. **Differentiated Sentence Writing Sheets:** To practice ELA concept in sentences. These templates could be used as many times as you want to practice different set of verbs.

NOTE: Though each packet is aligned with the specific Grades Common Core State Standards, these could be used for higher or lower grades for remedial groups or for students who are lagging behind in certain skill set.

1 THINK & ANSWER

Change the Underlined Verbs into Past Tense.

1. I know him very well.
2. Tina goes to school.
3. She gets a prize.
4. I think of you.
5. We make a card.

Irregular  
Past Tense  
VERBS

© 2014 Ashoo Modgil

2 THINK & ANSWER

Change the Underlined Verbs into Past Tense.

1. She finds an insect.
2. Dan tells a story.
3. I speak politely.
4. You sit on the sofa.
5. We break a record.

Irregular  
Past Tense  
VERBS

© 2014 Ashoo Modgil

3 THINK & ANSWER

Change the Underlined Verbs into Past Tense.

1. I bid him goodbye.
2. Please put it there.
3. She reads a book.
4. Tom sells candies.
5. We sleep late.

Irregular  
Past Tense  
VERBS

© 2014 Ashoo Modgil

4 THINK & ANSWER

Change the Underlined Verbs into Past Tense.

1. She forgets easily.
2. He begins work quickly.
3. I bet I'm right.
4. Sam leads a team.
5. The glass falls down.

Irregular  
Past Tense  
VERBS

© 2014 Ashoo Modgil

# 1 THINK & ANSWER ANSWER KEY

1. I knew him very well.
2. Tina went to school.
3. She got a prize.
4. I thought of you.
5. We made a card.

The verbs that do not have  
-ed ending in the past tense and/or  
past participle forms are called  
**Irregular VERBS**

© 2014 Ashoo Modgil

# 2 THINK & ANSWER ANSWER KEY

1. She found an insect.
2. Dan told a story.
3. I spoke politely.
4. You sat on the sofa.
5. We broke a record.

The verbs that do not have  
-ed ending in the past tense and/or  
past participle forms are called  
**Irregular VERBS**

© 2014 Ashoo Modgil

# 3 THINK & ANSWER ANSWER KEY

1. I bade him goodbye.
2. Please put it there.
3. She read a book.
4. Tom sold candies.
5. We slept late.

The verbs that do not have  
-ed ending in the past tense and/or  
past participle forms are called  
**Irregular VERBS**

© 2014 Ashoo Modgil

# 4 THINK & ANSWER ANSWER KEY

1. She forgot easily.
2. He began work quickly.
3. I bet I'm right.
4. Sam led a team.
5. The glass fell down.

The verbs that do not have  
-ed ending in the past tense and/or  
past participle forms are called  
**Irregular VERBS**

© 2014 Ashoo Modgil



## PAST TENSE VERBS

1

1. Know \_\_\_\_\_
2. Go \_\_\_\_\_
3. Get \_\_\_\_\_
4. Think \_\_\_\_\_
5. Make \_\_\_\_\_

The verbs that do not have  
-ed ending in the past tense and/or  
past participle forms are called  
**Irregular VERBS**

© 2014 Ashoo Modgil

## PAST TENSE VERBS

2

1. Find \_\_\_\_\_
2. Tell \_\_\_\_\_
3. Speak \_\_\_\_\_
4. Sit \_\_\_\_\_
5. Break \_\_\_\_\_

The verbs that do not have  
-ed ending in the past tense and/or  
past participle forms are called  
**Irregular VERBS**

© 2014 Ashoo Modgil

## PAST TENSE VERBS

3

1. Bid \_\_\_\_\_
2. Put \_\_\_\_\_
3. Read \_\_\_\_\_
4. Sell \_\_\_\_\_
5. Sleep \_\_\_\_\_

The verbs that do not have  
-ed ending in the past tense and/or  
past participle forms are called  
**Irregular VERBS**

© 2014 Ashoo Modgil

## PAST TENSE VERBS

4

1. Forget \_\_\_\_\_
2. Begin \_\_\_\_\_
3. Bet \_\_\_\_\_
4. Lead \_\_\_\_\_
5. Fall \_\_\_\_\_

The verbs that do not have  
-ed ending in the past tense and/or  
past participle forms are called  
**Irregular VERBS**

© 2014 Ashoo Modgil

5 THINK & ANSWER

Change the Underlined Verbs into Past Tense.

1. I do not like him.
2. Jim draws a dog.
3. She dreams to fly.
4. My mum chooses well.
5. We drive to school.

Irregular  
Past Tense  
VERBS

© 2014 Ashoo Madgil

6 THINK & ANSWER

Change the Underlined Verbs into Past Tense.

1. Kim drinks hot milk.
2. They eat outside.
3. Fibby bites the cake.
4. You buy a new dress.
5. It grows very fast.

Irregular  
Past Tense  
VERBS

© 2014 Ashoo Madgil

7 THINK & ANSWER

Change the Underlined Verbs into Past Tense.

1. I hang the clothes.
2. I know how to do it.
3. Jeff loses a toy.
4. Kids run after seeing a dog.
5. She keeps a towel.

Irregular  
Past Tense  
VERBS

© 2014 Ashoo Madgil

8 THINK & ANSWER

Change the Underlined Verbs into Past Tense.

1. Ben throws a ball.
2. He tears a book.
3. We wear the school uniform.
4. Jill writes a letter.
5. He blows a whistle.

Irregular  
Past Tense  
VERBS

© 2014 Ashoo Madgil

5 THINK & ANSWER  
ANSWER KEY

1. I did not like him .
2. Jim drew a dog.
3. She dreamt to fly.
4. My mum chose well.
5. We drove to school.

The verbs that do not have  
-ed ending in the past tense and/or  
past participle forms are called  
**Irregular VERBS**

© 2014 Ashoo Modgil

6 THINK & ANSWER  
ANSWER KEY

1. Kim drank hot milk .
2. They ate outside.
3. Fibby bit the cake.
4. You bought a new dress.
5. It grew very fast .

The verbs that do not have  
-ed ending in the past tense and/or  
past participle forms are called  
**Irregular VERBS**

© 2014 Ashoo Modgil

7 THINK & ANSWER  
ANSWER KEY

1. I hung the clothes.
2. I knew how to do it.
3. Jeff lost a toy.
4. Kids ran after seeing a dog.
5. She kept a towel.

The verbs that do not have  
-ed ending in the past tense and/or  
past participle forms are called  
**Irregular VERBS**

© 2014 Ashoo Modgil

8 THINK & ANSWER  
ANSWER KEY

1. Ben threw a ball.
2. He tore a book.
3. We wore the school uniform.
4. Jill wrote a letter.
5. He blew a whistle.

The verbs that do not have  
-ed ending in the past tense and/or  
past participle forms are called  
**Irregular VERBS**

© 2014 Ashoo Modgil

## PAST TENSE VERBS

5

1. Do \_\_\_\_\_
2. Draw \_\_\_\_\_
3. Dream \_\_\_\_\_
4. Choose \_\_\_\_\_
5. Drive \_\_\_\_\_

The verbs that do not have  
-ed ending in the past tense and/or  
past participle forms are called  
**Irregular VERBS**

© 2014 Ashoo Modgil

## PAST TENSE VERBS

6

1. Drink \_\_\_\_\_
2. Eat \_\_\_\_\_
3. Bite \_\_\_\_\_
4. Buy \_\_\_\_\_
5. Grow \_\_\_\_\_

The verbs that do not have  
-ed ending in the past tense and/or  
past participle forms are called  
**Irregular VERBS**

© 2014 Ashoo Modgil

## PAST TENSE VERBS

7

1. Hang \_\_\_\_\_
2. Know \_\_\_\_\_
3. Lose \_\_\_\_\_
4. Run \_\_\_\_\_
5. Keep \_\_\_\_\_

The verbs that do not have  
-ed ending in the past tense and/or  
past participle forms are called  
**Irregular VERBS**

© 2014 Ashoo Modgil

## PAST TENSE VERBS

8

1. Throw \_\_\_\_\_
2. Tear \_\_\_\_\_
3. Wear \_\_\_\_\_
4. Write \_\_\_\_\_
5. Blow \_\_\_\_\_

The verbs that do not have  
-ed ending in the past tense and/or  
past participle forms are called  
**Irregular VERBS**

© 2014 Ashoo Modgil

9 THINK & ANSWER

Change the Underlined Verbs into Past Tense.

1. I pay for the taxi ride.
2. Lin quit her classes.
3. She rides a bicycle.
4. Tom rings his buddy.
5. Sun rises in East.

Irregular  
Past Tense  
VERBS

© 2014 Ashoo Madgil

10 THINK & ANSWER

Change the Underlined Verbs into Past Tense.

1. She sees a rainbow.
2. Pam shines her shoes.
3. I set up a meeting.
4. He shakes the pillow.
5. Kim shoots an arrow.

Irregular  
Past Tense  
VERBS

© 2014 Ashoo Madgil

11 THINK & ANSWER

Change the Underlined Verbs into Past Tense.

1. I shut the front door.
2. John sings a song.
3. The boat sinks.
4. They stand near a pond.
5. Jess steals a watch.

Irregular  
Past Tense  
VERBS

© 2014 Ashoo Madgil

12 THINK & ANSWER

Change the Underlined Verbs into Past Tense.

1. The gum sticks fast.
2. Myra teaches me.
3. I cut the cake.
4. Joe strikes a ball.
5. She wins the game.

Irregular  
Past Tense  
VERBS

© 2014 Ashoo Madgil

9 THINK & ANSWER  
ANSWER KEY

1. I paid for the taxi ride.
2. Lin quit her classes.
3. She rode a bicycle.
4. Tom rang his buddy.
5. Sun rose in East.

Irregular  
Past Tense  
VERBS

© 2014 Ashoo Madgil

10 THINK & ANSWER  
ANSWER KEY

1. She saw a rainbow.
2. Pam shone her shoes.
3. I set up a meeting.
4. He shook the pillow.
5. Kim shot an arrow.

Irregular  
Past Tense  
VERBS

© 2014 Ashoo Madgil

11 THINK & ANSWER  
ANSWER KEY

1. I shut the front door.
2. John sang a song.
3. The boat sank.
4. They stood near a pond.
5. Jess stole a watch.

Irregular  
Past Tense  
VERBS

© 2014 Ashoo Madgil

12 THINK & ANSWER  
ANSWER KEY

1. The gum stuck fast.
2. Myra taught me.
3. I cut the cake.
4. Joe struck a ball.
5. She won the game.

Irregular  
Past Tense  
VERBS

© 2014 Ashoo Madgil

## PAST TENSE VERBS

9

1. Pay \_\_\_\_\_
2. Quit \_\_\_\_\_
3. Ride \_\_\_\_\_
4. Ring \_\_\_\_\_
5. Rise \_\_\_\_\_

The verbs that do not have  
-ed ending in the past tense and/or  
past participle forms are called  
**Irregular VERBS**

© 2014 Ashoo Modgil

## PAST TENSE VERBS

10

1. See \_\_\_\_\_
2. Shine \_\_\_\_\_
3. Set \_\_\_\_\_
4. Shake \_\_\_\_\_
5. Shoot \_\_\_\_\_

The verbs that do not have  
-ed ending in the past tense and/or  
past participle forms are called  
**Irregular VERBS**

© 2014 Ashoo Modgil

## PAST TENSE VERBS

11

1. Shut \_\_\_\_\_
2. Sing \_\_\_\_\_
3. Sink \_\_\_\_\_
4. Stand \_\_\_\_\_
5. Steal \_\_\_\_\_

The verbs that do not have  
-ed ending in the past tense and/or  
past participle forms are called  
**Irregular VERBS**

© 2014 Ashoo Modgil

## PAST TENSE VERBS

12

1. Stick \_\_\_\_\_
2. Teach \_\_\_\_\_
3. Cut \_\_\_\_\_
4. Strike \_\_\_\_\_
5. Win \_\_\_\_\_

The verbs that do not have  
-ed ending in the past tense and/or  
past participle forms are called  
**Irregular VERBS**

© 2014 Ashoo Modgil

13 THINK & ANSWER

Change the Underlined Verbs into Past Tense.

1. The child spits the candy.
2. Pam sweeps the floor.
3. She swings a bag.
4. Mat swims in the pool.
5. We take an oath.

Irregular  
Past Tense  
VERBS

© 2014 Ashoo Madgil

14 THINK & ANSWER

Change the Underlined Verbs into Past Tense.

1. She weeps for a toy.
2. Mac binds her hands with a rope.
3. They cast their votes.
4. He clings to Mom.
5. This sofa costs a lot.

Irregular  
Past Tense  
VERBS

© 2014 Ashoo Madgil

15 THINK & ANSWER

Change the Underlined Verbs into Past Tense.

1. Baby creeps on the grass.
2. Beth deals the cards.
3. I feed the fish.
4. She flings the frisbee.
5. She grinds the spices.

Irregular  
Past Tense  
VERBS

© 2014 Ashoo Madgil

16 THINK & ANSWER

Change the Underlined Verbs into Past Tense.

1. The cat hides under the chair.
2. The bees sting her leg.
3. I kneel to pick my shoes.
4. Ben leaves the school.
5. She sends me a card.

Irregular  
Past Tense  
VERBS

© 2014 Ashoo Madgil



13 THINK & ANSWER  
ANSWER KEY

1. The child spat the candy.
2. Pam swept the floor.
3. She swung a bag.
4. Mat swam in the pool.
5. We took an oath.

Irregular  
Past Tense  
VERBS

© 2014 Ashoo Madgil

14 THINK & ANSWER  
ANSWER KEY

1. She wept for a toy.
2. Mac bound her hands with a rope.
3. They cast their votes.
4. He clung to Mom.
5. This sofa cost a lot.

Irregular  
Past Tense  
VERBS

© 2014 Ashoo Madgil

15 THINK & ANSWER  
ANSWER KEY

1. Baby crept on the grass.
2. Beth dealt the cards.
3. I fed the fish.
4. She flung the frisbee.
5. She ground the spices.

Irregular  
Past Tense  
VERBS

© 2014 Ashoo Madgil

16 THINK & ANSWER  
ANSWER KEY

1. The cat hid under the chair.
2. The bees stung her leg.
3. I knelt to pick my shoes.
4. Ben left the school.
5. She sent me a card.

Irregular  
Past Tense  
VERBS

© 2014 Ashoo Madgil

## PAST TENSE VERBS

13

1. Spit \_\_\_\_\_
2. Sweep \_\_\_\_\_
3. Swing \_\_\_\_\_
4. Swim \_\_\_\_\_
5. Take \_\_\_\_\_

The verbs that do not have  
-ed ending in the past tense and/or  
past participle forms are called  
**Irregular VERBS**

© 2014 Ashoo Modgil

## PAST TENSE VERBS

14

1. Weep \_\_\_\_\_
2. Bind \_\_\_\_\_
3. Cast \_\_\_\_\_
4. Cling \_\_\_\_\_
5. Cost \_\_\_\_\_

The verbs that do not have  
-ed ending in the past tense and/or  
past participle forms are called  
**Irregular VERBS**

© 2014 Ashoo Modgil

## PAST TENSE VERBS

15

1. Creep \_\_\_\_\_
2. Deal \_\_\_\_\_
3. Feed \_\_\_\_\_
4. Fling \_\_\_\_\_
5. Grind \_\_\_\_\_

The verbs that do not have  
-ed ending in the past tense and/or  
past participle forms are called  
**Irregular VERBS**

© 2014 Ashoo Modgil

## PAST TENSE VERBS

16

1. Hide \_\_\_\_\_
2. Sting \_\_\_\_\_
3. Kneel \_\_\_\_\_
4. Leave \_\_\_\_\_
5. Send \_\_\_\_\_

The verbs that do not have  
-ed ending in the past tense and/or  
past participle forms are called  
**Irregular VERBS**

© 2014 Ashoo Modgil

Name \_\_\_\_\_

Class \_\_\_\_\_

**Write Sentences Using the Past Tense Irregular Verbs.**

The writing area is enclosed in a decorative border with a repeating scalloped pattern. It contains ten sets of primary-ruled lines, each set consisting of a solid top line, a dashed middle line, and a solid bottom line, providing a guide for handwriting practice.

Name \_\_\_\_\_

Class \_\_\_\_\_

**Write Sentences Using the Present Tense Irregular Verbs.**

The writing area is enclosed in a decorative border with a scalloped, circular pattern. It contains ten sets of primary-ruled lines, each consisting of a solid top line, a dashed middle line, and a solid bottom line, providing a guide for letter height and placement.

Name \_\_\_\_\_

Class \_\_\_\_\_

**Write Sentences Using the Past Tense Irregular Verbs.**

A large rectangular box with a decorative scalloped border, containing 18 horizontal lines for writing.


Name \_\_\_\_\_

Class \_\_\_\_\_


**Write Sentences Using the Present Tense Irregular Verbs.**

A large rectangular box with a decorative scalloped border, containing 18 horizontal lines for writing.

**Irregular  
Verbs  
Belong to**



**Irregular  
Verbs  
Belong to**



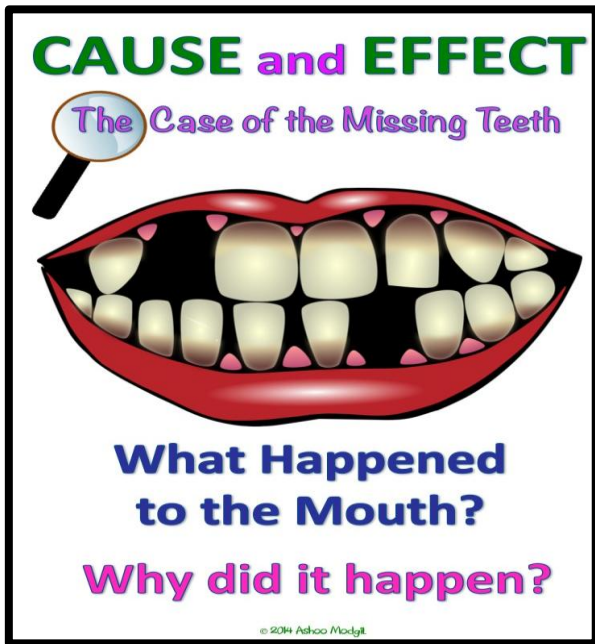
**Irregular  
Verbs  
Belong to**



**Irregular  
Verbs  
Belong to**



# CLICK Below to Check Out More GRAMMAR RESOURCES





**Kindly RATE and COMMENT after  
Downloading the Product to Help me  
Keep Creating Quality Products.  
I kindly Thank You in Advance for Your  
LOVING Support.**

**Follow my Social Media Pages for  
FREEBIES and UPDATES**



# Special Note of Thanks For Borders, Frames, Fonts and Clipart



[http://  
www.teacherspayteachers.com/  
Store/Melonheadz](http://www.teacherspayteachers.com/Store/Melonheadz)



[http://  
www.teacherspayteachers.com/  
Store/Creative-To-The-Core](http://www.teacherspayteachers.com/Store/Creative-To-The-Core)

The Candy Class

<http://www.teacherspayteachers.com/Store/The-Candy-Class>

## Lovin Lit

[www.teacherspayteachers.com/Store/Lovin-Lit](http://www.teacherspayteachers.com/Store/Lovin-Lit)



[http://www.teacherspayteachers.com /Store/  
The-3am-Teacher](http://www.teacherspayteachers.com/Store/The-3am-Teacher)



Hello Fonts [http://  
www.teacherspayteachers.com/  
Store/](http://www.teacherspayteachers.com/Store/)