



Easy English Grammar

1

David Charlton · Liana Robinson

Contents

Unit 1	Nouns ... people / places / things	
	Grammar Lesson	4
	Grammar Exercises	6
Unit 2	Articles ... a / an / the	
	Grammar Lesson	8
	Grammar Exercises	10
Unit 3	Plural Nouns ... -s / -es / -ves	
	Grammar Lesson	12
	Grammar Exercises	14
Unit 4	Be ... am / is / are	
	Grammar Lesson	16
	Grammar Exercises	18
	Review (Units 1 - 4)	20
Unit 5	Personal Pronouns ... I / you / we	
	Grammar Lesson	24
	Grammar Exercises	26
Unit 6	Demonstrative Pronouns ... this / that	
	Grammar Lesson	28
	Grammar Exercises	30
Unit 7	There is ... / There are ...	
	Grammar Lesson	32
	Grammar Exercises	34
Unit 8	Imperatives ... do / don't	
	Grammar Lesson	36
	Grammar Exercises	38
	Review (Units 5 - 8)	40
	• Test 1	44
	• Test 2	48
	• Word Check	52
	• Card Activities	54



Grammar Lesson
UNIT
1

Nouns ... people / places / things

Grammar Rules

Nouns — names of people, places, things and animals

Common Nouns (general things) : car, boy, city, lion

Proper Nouns (specific names) : John, Chicago, Honda, Pizza Hut

People

doctor
baby
boy
king
girl
teacher



boy



Animals

lion
elephant
dog
monkey
rabbit
snake



dog



Things

- telephone
- candy
- piano
- clock
- doll
- guitar



candy



Places

- kitchen
- park
- school
- hospital
- playground
- house



park



Cities

- Seoul
- Sydney
- New York
- Beijing
- Paris
- Honolulu



Seoul



Exercises

A Look and match.



mother

school



candy

bike





train

telephone

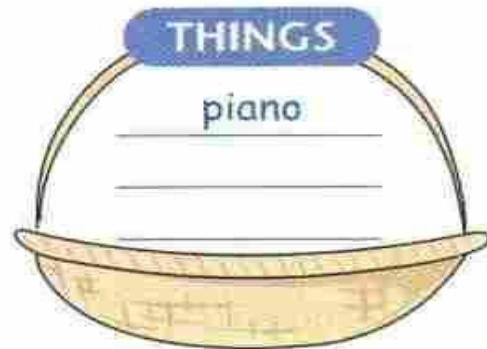
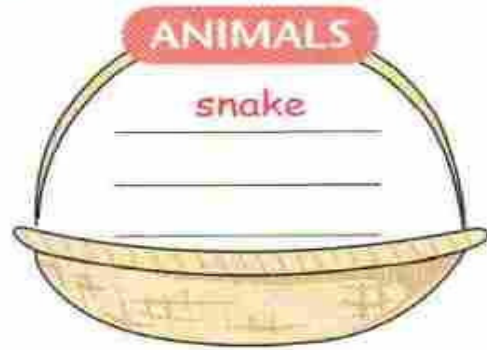

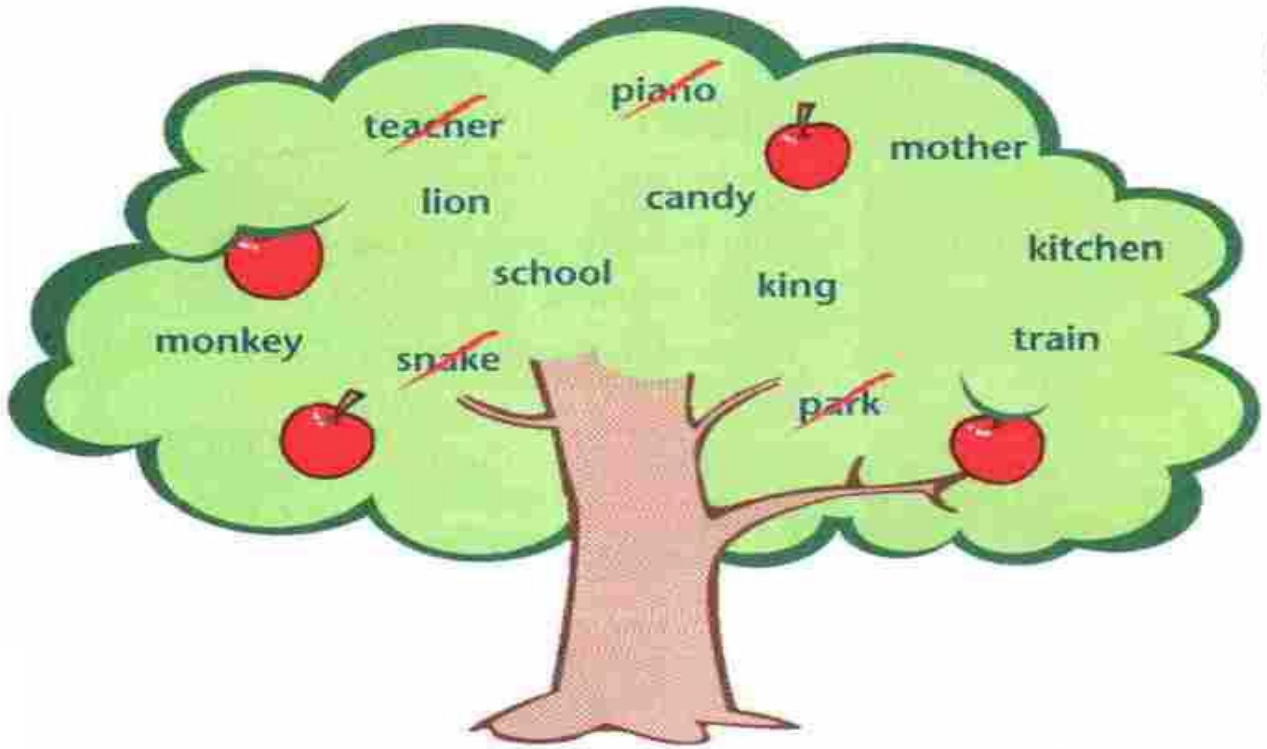


B Find the words and circle them.
Match each word with the correct picture.

DO G P I A N O R A B B I T K I N G M O N K E Y



Write the words in the correct baskets.



Grammar Lesson
UNIT
2

Articles ... a / an / the


Grammar Rules

Articles — the words **a**, **an** and **the**

A / An (any one thing) : **a** book, **a** cat, **a** house, **a** table

an airplane, **an** egg, **an** octopus, **an** igloo

The (specific thing) : **the** moon, **the** sun, **the** U.S.A, **the** history book



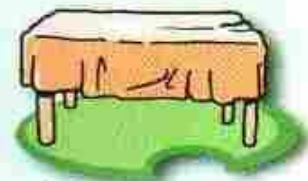
a computer



a cat



a mouth




a table

Grammar Corner

• A/An/The are **NOT** used with names of people or places.

John	(✓)	a John	(X)	the John	(X)
Paris	(✓)	a Paris	(X)	the Paris	(X)
Mrs. Wilson	(✓)	a Mrs. Wilson	(X)	the Mrs. Wilson	(X)



an airplane



an umbrella



an egg



an igloo



an orange



the moon



the sun







the history book







the U.S.A.

Exercises

A Circle the correct word.


-  1. (a / an) computer and (a / an) desk
-  2. (a / an) elephant and (a / an) rabbit
-  3. (a / the) sun and (a / the) moon
-  4. (a / an) teacher and (a / an) student

B Unscramble the words and add *a* or *an*.

-  1. a house o s u e h
-  2. _____ p c o o u t s
-  3. _____ v o i n l i
-  4. _____ m e r l l u a b

C Write the correct articles.


- 1. a school
- 2. ball
- 3. apple
- 4. U.S.A.
- 5. moon
- 6. elephant
- 7. hamburger
- 8. umbrella




D Circle the correct word. Write it.



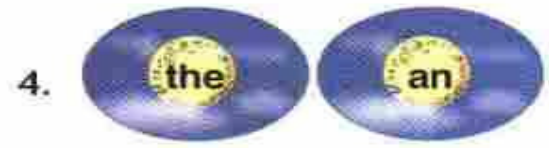
 blue T-shirt



 orange crayon



 strawberry cake



 full moon

Grammar Lesson
UNIT
3

Plural Nouns ... -s / -es / -ves

Grammar Rules

Plural Nouns — more than one person, place, thing or animal
cars, dogs, houses, leaves

ONE



a dog



a house



a watermelon

TWO OR MORE



dogs



houses



watermelons

Grammar Corner

a	dog	two	dogs
this (near)		these (near)	
that (far)		those (far)	

One



a fox



a bus



a leaf



a potato



a brush

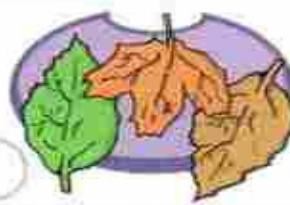
Two or more




foxes



buses



leaves



potatoes



brushes

Grammar Corner

• **noun + s**

dogs, cats, guitars

• **noun (-s, -ch, -x) + es**

bus — buses, dish — dishes

church — churches, box — boxes

• **noun (-f) ⇒ f → ves**

leaf — leaves, wolf — wolves

• **noun (-o) + es**

potato — potatoes







tomato — tomatoes

Exercises

A Circle the correct word.

1. a box two (boxes, boxs)
2. a potato two (potatos, potatoes)
3. a leaf two (leaves, leafes)
4. a dress two (dresses, dress)
5. a sandwich two (sandwichs, sandwiches)
6. an elephant two (elephants, elephantes)
7. a nurse two (nurses, nursess)

B Look and write the sentences.

1.  These are apples.
2.  Those are houses.
3.  _____
4.  _____
5.  _____
6.  _____

C Circle the 9 plural nouns and write.

T	H	D	O	L	L	S	C	M	P
A	T	Y	C	A	U	I	L	O	D
B	O	O	K	S	H	O	T	N	E
G	M	T	A	B	L	E	S	K	H
U	A	O	N	L	H	V	M	E	L
I	T	A	O	K	O	A	P	Y	E
T	O	E	E	I	U	X	U	S	A
A	E	Y	E	S	S	B	S	A	V
R	S	A	C	G	E	W	Z	D	E
S	F	O	X	E	S	T	R	I	S

1. dolls 2. h s s 3. f x s
 4. m k s 5. t t s 6. g t s
 7. t b s 8. l v s 9. b o s

D Write the plural nouns.

1. a glass glasses 6. a brush _____
 2. a computer _____ 7. an airplane _____
 3. a robot _____ 8. an orange _____
 4. an elephant _____ 9. a telephone _____
 5. a watch _____ 10. a house _____

Grammar Lesson
UNIT
4

Be ... am / is / are

Grammar Rules

Be (verb) — tells information about the subject (I, you, Sam, it) of a sentence

You ~~are~~ cute.

I ~~am~~ seven years old.

He ~~is~~ a doctor.

1

I am Susan. I'm a nurse.
You are cute.

I am Sam.
I'm seven years old.

That is Doctor
Peter.

Who's that?

Grammar Corner

Affirmative

I **am**

You **are**

He / She / It **is**

We **are**

You **are**

They **are**

2

I am Bob.

I am Jane.

We **are** friends.

I am Julie.

I am Mary.

We **aren't** friends.
We are sisters.

Are they teachers?

No, they aren't.
They are doctors.Mr. and Mrs. Jones are
nice people.

Grammar Corner

Affirmative

I **am** ...You **are** ...He / She / It **is** ...We / You / They **are** ...

Negative

I'm **not** ...You **aren't** ...He / She / It **isn't** ...We / You / They **aren't** ...

Question

Am I ...?

Are you ...?

Is he / she / it ...?

Are we / you / they ...?

Exercises

A Fill in the blanks.

1. I am a student.
2. She _____ a woman.
3. They _____ black horses.
4. It _____ a wolf.
5. _____ you a nurse? Yes, I _____.
6. _____ it small? No, it _____.

B Look and write sentences.



1. It is an orange.



2. _____.



3. _____.



4. _____.



5. _____.



6. _____.

C Write the correct words.

1. This is Mr. Lee. He is a pilot.
2. That is a house. _____ is very big.
3. Kevin and Sally are teachers. _____ are English teachers.
4. _____ am a doctor. _____ are a nurse.
5. This is Susan. _____ is a police officer.
6. Are you baseball players? Yes, _____ are.

D Look and complete the sentences.



1. Is it a horse?
No, it isn't. It is a zebra.



2. Is he a short boy?
No, _____. _____ a tall boy.




3. Is _____ playing the violin?
No, _____. She _____ the piano.



4. Is Jacob a student?
No, he _____. _____ a nurse.



5. _____ it a small bird?
No, _____. It _____ a big bird.



6. Is _____ a new umbrella?
No, _____. It _____ an old umbrella.

Review
1

Unit 1 - Unit 4

1 Look at the pictures. Write the correct words.



1. This is Grandfather.
Grandfather reads _____
newspaper. (a / an)



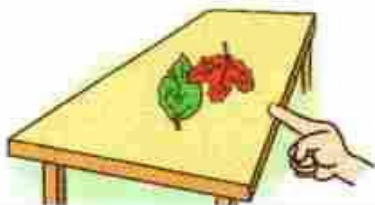
2. That _____ Grandmother.
(is / are)
Grandmother walks _____
dog. (an / the)



3. _____ you a king?
(Is / Are)
No, I am a _____.
(teacher / doctor)



4. _____ they doctors?
(Is / Are)
Yes, they _____ doctors.
(am / are)

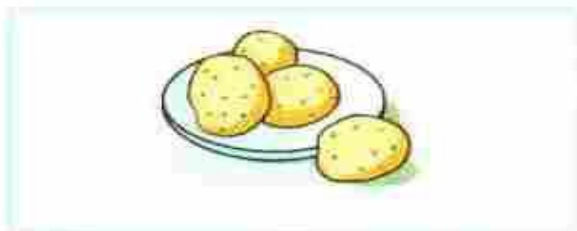


5. _____ that one leaf?
(Is / Are)
No, those are two
_____.
(leafs / leaves)



6. That is _____ apple.
(a / an)
The apple is in the
_____.
(kitchen / park)

2 Look at the pictures. Fill in the blanks.



1. What are these?
These are _____.



2. What are those?
Those are _____.



3. This is _____ alligator.
Don't touch the alligator!



4. There is _____ igloo and
two _____.



5. _____ those cats?
Yes, those are _____.



6. _____ those dogs?
No, those are _____.

Game

18

Go Back
3 Spaces



What am I?

16



What are these?

15



What is it?

19



What is it?

20



What are those?

21



What are you?

How to play:

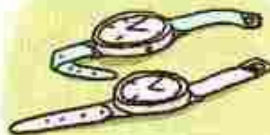
1. Each player draws a character on a small piece of paper. This is their game piece.
2. The players take turns rolling a die (🎲) and moving their game pieces.
3. When a player moves to a new square, the other players read the question on the square.
4. Then the player must say a correct answer to stay on the new square. If the player is wrong, he/she must move back to the previous spot.
5. The first player to go all the way around the board wins.



Start



1



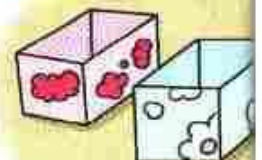
What are those?

2



What are those?

3



What are those?



What are these?



What is it?



What is it?

11

Miss a Turn



10




What is it?

9



What is it?

8



What is it?



What is it?



What is it?



What is it?

7

Move Ahead
3 Spaces

Grammar Lesson
UNIT
5

Personal Pronouns ... I / you / we

Grammar Rules

Personal Pronouns — I, you, we, he, she, it, they

Nancy is a swimmer.

She is a swimmer.

1 I, you, he, she, it

I am a doctor.

You are a police officer.

It's a basket.

**Nancy is a swimmer.
She is a swimmer.**

**James is a basketball player.
He is a basketball player.**

Grammar Corner

I am = I'm	It is = It's
You are = You're	We are = We're
She is = She's	They are = They're

2 we, you, they



Grammar Corner

I'm		You're	
You're	a student.	We're	students.
He's / She's		They're	

Exercises

A Write *am*, *is* or *are*.

1. I am a student.
2. This rabbit _____ white.
3. You _____ good boys.
4. This is Tom. He _____ a pilot.
5. _____ she a cook?
6. _____ you Jenny?
7. I _____ ten years old.
8. _____ they doctors?
9. It _____ a yellow skirt.
10. We _____ pilots.

B Write the correct pronoun in the blanks.

I You He She It We They

1. Peter and Nick are doctors. They are doctors.
2. Mary and I are friends. _____ are friends.
3. That is Mrs. Baker. _____ is a good cook.
4. You and Amy are good girls. _____ are good girls.
5. This is John. _____ is a pilot.
6. This is an elephant. _____ is very big.
7. He is a teacher and _____ am a student.
8. Are you baseball players? Yes, _____ are.
9. Are they pencils? No, _____ aren't.
10. Are _____ nine years old? Yes, I am.

C Circle the correct answer.



1. Are they dogs?
 A) Yes, they are.
 B) No, they aren't.



2. Are you a doctor?
 A) Yes, I am.
 B) No, I'm not.



3. Is it a house?
 A) Yes, it is.
 B) No, it isn't.



4. Is she a nurse?
 A) Yes, she is.
 B) No, she isn't.



5. Are these chairs?
 A) Yes, they are.
 B) No, they aren't.



6. Are you students?
 A) Yes, we are.
 B) No, we aren't.

D Look and write the question forms.

1. I am small. Am I small?
2. She is a good teacher. _____
3. We are children. _____
4. They are twelve years old. _____
5. You are a pretty girl. _____
6. It is an octopus. _____
7. You are singers. _____

Grammar Lesson
UNIT
6

Demonstrative Pronouns ... this / that

Grammar Rules

This — someone or something near by

This is a book.


That — someone or something far away

That is a window.

1 This

This is a book.

This is a pencil.



2 That

That is a door.

That is a window.



Exercises

A Check the right sentence (✓).

1.



This is a bag.

That is a bag.

2.



This is an umbrella.

That is an umbrella.

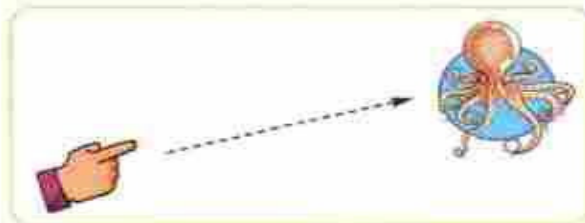
3.



This is a bus.

That is a bus.

4.



This is an octopus.

That is an octopus.

5.



This is a blue sweater.

That is a blue sweater.

6.



This is a snake.

That is a snake.

B Write *This* or *That*.

1. This is a doll.



2. That is a house.



3. _____ is a violin.



4. _____ is an elephant.



5. _____ is a yo-yo.



6. _____ is a school.



C Look and match.

This is a

That's

That

This is an

That is a

house.

orange.

is a snake.

a car.

boat.



D Write in the correct order.

1. is / That / James. That is James.
2. a / This / is / camera. _____
3. an / is / That / octopus. _____
4. red / a / pencil. / This / is _____
5. is / This / a / skirt. / white _____
6. Jenny. / is / This _____
7. orange / is / That / an / crayon. _____

E Correct the mistakes.

1. This is **a** apple. This is **an** apple.
2. **A** sun is yellow. _____
3. That's **is** a dolphin. _____
4. This is **a** Mr. James. _____
5. That is **an** computer. _____



Grammar Lesson
UNIT
7

There is... / There are...

Grammar Rules


There is / are — begins a describing sentence

There is a dog in the car. (singular)

There are toys in the car. (plural)

1 There is...

There is a cat on the roof.



There is a dog in the car.

There is a rabbit beside the fence.

Grammar Corner


There is...

There is a book on the table. Is there a book on the table?

Yes, there is.

No, there isn't.

2 There are...



There are balls beside the fence.

There are birds on the roof.

There are toys in the car.

Grammar Corner

There are...

There are three cups on the table.

There are not any cups on the table.

= There aren't any cups on the table.

Are there any cups on the table?

Yes, there are.

No, there aren't.

Exercises

A Read and match.

There is	•	books on the desk.
There are	•	Yes, there are.
Are there any apples in the bowl?	•	an airplane in the sky.
There is	•	a bus in the street.
Is there a baby in the car?	•	No, there isn't.

Note: A dashed line connects 'There is' to 'a bus in the street'.

B Read and check (✓) the correct sentence.

- There is a children on the bus.

There are children on the bus.
- There is shoes under the bed.

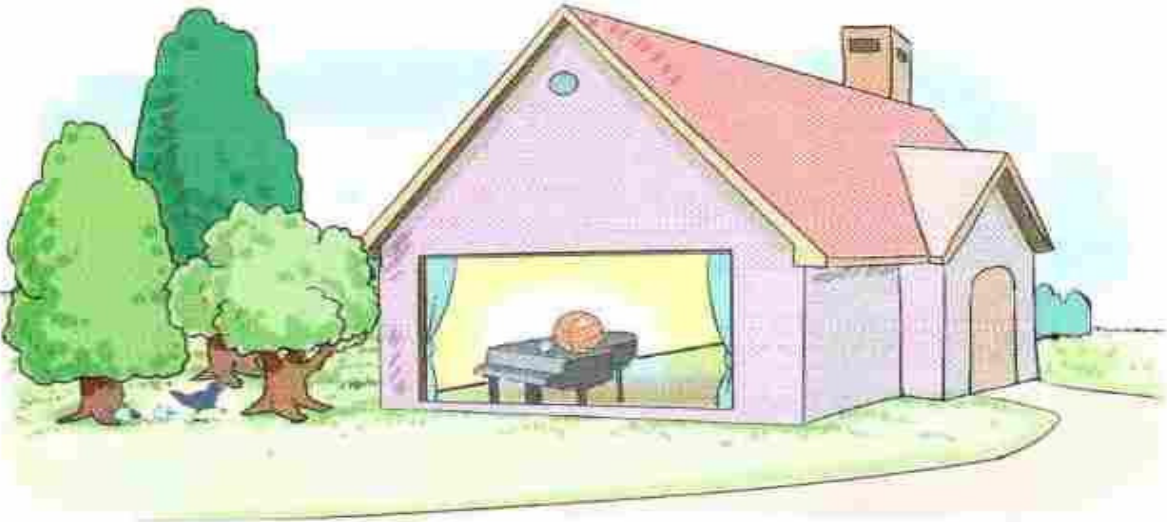
There are shoes under the bed.
- Is there a king in the castle?

Are there a king in the castle?
- Is there a blue hat? Yes, it is.

Is there a blue hat? Yes, there is.
- Are there five chairs? No, there aren't.

Are there five chairs? No, there are.

C Look and write *There is* or *There are*.



1. _____ two balls on the piano.
2. _____ three trees beside the house.
3. _____ a piano in the house.
4. _____ a bird under the trees.

D Write *Is there* or *Are there*.

1. Is there a doll in the toy box?
2. _____ any hamburgers on the table?
3. _____ an apple in the basket?
4. _____ a red coat in the closet?
5. _____ ten erasers in your bag?
6. _____ a bench under the tree?

Grammar Lesson
UNIT
8

Imperatives ... do / don't

Grammar Rules

Imperatives — sentences that give commands

Affirmative (do): Sit down! Study English!

Negative (don't): Don't run! Don't sleep!

1 Imperative (Affirmative)



Run!
Jump!

Sit down!
Stand up!



Grammar Corner

Imperative (Affirmative) — tells someone to do something

Sing a song.

Drink the juice.


Go to the door.

Study English.

Do your homework.

Wash your hands.

2 Imperative (Negative)



Grammar Corner

Imperative (Negative) — tells someone to **not** do something

Affirmative

Drink this milk. —————>

Swim in the river. —————>

Touch the cat. —————>

Negative

Don't drink this milk.

Don't swim in the river.





Don't touch the cat.

Exercises

A Circle the correct word.

1. Sit (down / on), please!
2. (Eat / Drink) the hamburger.
3. (Don't run / Run) in the hospital.
4. Don't (swim / smoke) in the restaurant.
5. It's hot. (Open / Close) the window.

B Look and make sentences.

1.  Close Close the window.
2.  Smoke _____
3.  Drink _____
4.  Talk _____

C Write in the correct order.

1. your / to / Listen / . / teacher Listen to your teacher.
2. jump / bed / . / on / the / Don't _____
3. that / Don't / cake / . / touch _____
4. that / climb / Don't / tree / . _____
5. door / . / Close / the _____

D Write the opposite.

Ex) Sing a song. → Don't sing a song.
 Don't jump high. → Jump high.

1. Don't play with this.

2. Drink this milk.

3. Swim in the pool.

4. Read this book.

5. Don't go to the park.

Review
2

Unit 5 - Unit 8

1 Look at the pictures and fill in the blanks.



1. That is Andrea.
(This / That)
She is my sister.
(He / She)



2. _____ is Casey.
(This / That)
_____ is a doctor.
(He / We)



3. _____ is me.
(This / That)
_____ am John.
(I / You)



4. _____ is Mrs. Martin.
(This / That)
_____ is a teacher.
(She / You)



5. _____ there any
(Is / Are)
monkeys?
No, there _____.
(isn't / aren't)
There _____ students.
(is / are)



6. _____ there any coffee
(Is / Are)
in the cup?
Yes, there _____ coffee
(is / are)
in the cup.

2 Match the sentences to the right pictures.

1. Brush your teeth. *

A.



2. Drink your milk. *

B.



3. Don't eat this cake. *

C.



4. Do your homework. *

D.



5. Don't run. *

E.



Game

15

Go Back
3 Spaces

17



What is this?

16



How many are there?

15



How many are there?

12



What is that?

How to play:

1. Each player draws a character on a small piece of paper. This is their game piece.
2. The players take turns rolling a die (🎲) and moving their game pieces.
3. When a player moves to a new square, the other players read the question on the square.
4. Then the player must say a correct answer to stay on the new square. If the player is wrong, he/she must move back to the previous spot.
5. The first player to go all the way around the board wins.

20



What is that?

21



What is this?

Start



1



What should I do?

2



What should he do?

3



What should they do?



13



12



11

Miss a Turn

How many are there?

How many are there?

How many are there?



10



What is he?

9



What is it?

8



What are we?



What should he do?

5



What is she?

6



What are they?

7

Move Ahead
3 Spaces

Test

Test 1

A Write the words in the correct list.



People	Animals	Places	Things
boy	snake	park	candy
_____	_____	_____	_____
_____	_____	_____	_____
_____	_____	_____	_____

B Correct the sentences.

- This is a octopus. This is an octopus.
- There is an watermelon. _____
- She is playing an piano. _____
- That's an rabbit. _____
- We can see a moon. _____
- This is an big elephant. _____
- That's a orange T-shirt. _____

C Look and write *This* or *That*.

1. This is a bear doll.



2. That is a tree.



3. _____ is an umbrella.



4. _____ is a baseball player.



5. _____ is an orange jacket.



6. _____ is a house.



D Write the correct words in the blanks.

~~He~~ is She are is is We He They

1. This is James. He is a pilot.

2. My name _____ John. This _____ Linda. _____ are friends.

3. _____ is a doctor. He is very kind.

4. _____ are students.

5. We _____ students and he _____ a teacher.

6. She is a teacher. _____ is smart.

E Look and complete the puzzle.

The crossword puzzle grid consists of 12 numbered clues, each with a corresponding illustration:

- 1. Two cars (one blue, one red).
- 2. Three red apples.
- 3. A cat and a dog.
- 4. Three oranges.
- 5. A guitar.
- 6. Three stars (pink, blue, yellow).
- 7. A white rabbit and a brown rabbit.
- 8. A yellow table and a pink table.
- 9. Two houses (one red roof, one purple roof).
- 10. Two elephants.
- 11. A girl and a bear.
- 12. Three dresses (green, blue, red).

F Write the opposite.

1. Sit down, boys and girls.

Don't sit down, boys and girls.

2. Don't eat the pizza.

Eat the pizza.

3. Drink the orange juice.

4. Don't smoke here.

5. Speak loudly.

6. Run in the house.

7. Watch TV.

8. Don't listen to music.



A Circle the word that does not belong.

- | | | |
|-----------|----------|----------|
| 1. snake | fox | chair |
| 2. man | glass | boy |
| 3. school | park | balloon |
| 4. clock | girl | piano |
| 5. train | rabbit | monkey |
| 6. table | computer | hospital |
| 7. woman | king | potato |

B Circle the correct word.

1. This is (a / an) chair.
2. An orange and (a / an) apple are in the kitchen.
3. Who's this? (This / That) is Jack.
4. What's that? (This / That) is a clock.
5. It is (a / an) red bed.
6. What (is / are) that? It's a camera.
7. That's (a / an) piano.

C Write in the correct order.

1. is / This / an / airplane. This is an airplane.
2. That / Kate. / is _____
3. crayons. / are / There _____
4. a / It / is / window. _____
5. onion. / This / is / an _____

D Match the right one.

1. umbrella

A. umbrellas

B. umbrellaves

2. fox

A. foxs

B. foxes

3. boy

A. boys

B. boyes

4. leaf

A. leafies

B. leaves

E Correct the sentences.

1. He **are** a policeman. He **is** a policeman.
2. Look! They **is** ladybugs. _____
3. You **am** a Paul. _____
4. These **is** pants. _____
5. We **am** soccer players. _____
6. That **are** an igloo. _____
7. You and I **is** brothers. _____
8. What are **this**? _____
9. Where's **the** Andrea? _____
10. Where **are** the book? _____

F Write the words in the correct column.

boy
girl
home

candy
school
doll

park
teacher
doctor

horse
king
ball

hospital
kitchen
umbrella

Person

Thing

Place

boy

candy

park

G Look and fill in the blanks.



Brandon and Linda are students.

They _____ eleven years old.

Brandon _____ short and fat.

Linda _____ tall and thin.

They _____ best friends.

H Use these words to fill in the blanks.

touch Sing There are play That is

1. Sing a song together.
2. Don't _____ baseball in the classroom.
3. Don't _____ the lion!
4. _____ five students in the classroom.
5. _____ my mother.

Word Check

Unit 1

baby
bike
book
boy
candy
city
clock
doctor
dog
doll
elephant
girl
guitar
hospital
house
king
kitchen
lion
monkey
mother
park
piano
playground
rabbit
school
snake
teacher
telephone
train

Unit 2

a
airplane
an
apple
ball
blue
cake
cat
computer
crayon
desk
egg
full
hamburger
history
igloo
juice
moon
mouth
octopus
orange
strawberry
student
sun
table
the
T-shirt
umbrella
U.S.A.
violin

Unit 3

are
box
brush
bus
church
dish
dress
far
fox
glass
leaf
near
nurse
pencil
potato
robot
sandwich
these
those
tomato
truck
watch
watermelon
wolf

Unit 4

am
are
baseball
big
bird
black
cute
driver
friend
horse
is
new
nice
old
people
pilot
play
player
police officer
seven
shoe
sister
short
small
tall
taxi
woman
zebra



Unit 5

basket
chair
children
cook
good
he
I
it
nine
pretty
she
singer
skirt
swimmer
ten
they
twelve
very
we
white
year
yellow
you

Unit 6

bag
boat
camera
dolphin
door
red
that
this
sweater
window
yo-yo

Unit 7

bed
beach
beside
bowl
car
castle
closet
coat
eraser
fence
five
hat
in
on
roof
sky
street
tree
toy
under

Unit 8

climb
close
down
drink
go
hand
homework
juice
jump
listen
milk
open
please
pool
read
restaurant
river
run
sing
sit
smoke
song
stand
talk
touch
up



Card Activities Instructions

Memory Match

The cards can be used for three different games. The easiest game that cards from each unit can be used for is Memory Match. To play Memory Match, the cards from one unit should be cut out and then put down on a table or desk with the pictures and words facing down. Students then take turns turning over two cards. The student who turns over the cards then reads the words on the card or tells what the picture is. If the picture and words are the same, that student keeps the matching pair and turns over two more. If the picture and words are not the same, then the student turns them back over so the words and pictures are hidden again. Then, the next student turns over two cards and says what is on them. After all the cards are taken, each student counts how many he/she has. The student with the most matching cards wins the game.

Special Instructions:

■ Unit 3

Students must read the question written on the question cards, match the question card with the correct picture and then answer the question correctly. When students make a successful match, they must then put the cards into the correct pile—a close pile for *these* cards and a far pile for *those* cards. The cut outs of the *near* and *far* hands (p. 64) can be used to label the two piles.

■ Unit 6

Divide the cards up into *near* and *far* piles. Use the cut outs of the *near* hand and *far* hand (p. 64) to show which pile is which. When students turn over cards in the near pile, they should say, "This is _____." When students turn over cards in the far pile, they should say, "That is _____."

Tic-Tac-Toe

A second game that the cards can be used for is Tic-Tac-Toe. Tic-Tac-Toe is a well-known children's game that uses nine squares with Xs and Os and needs two players. Players take turns writing an X or an O in the squares. If one player gets three Xs or three Os in a row, then she/he wins the game. In this example, the X player wins.

X	O	O
O	X	X
O	O	X

In the card Tic-Tac-Toe game, only the picture cards are used and the players use the same game board. Students take turns picking a card out of a pile and then placing it on the correct square on the Tic-Tac-Toe board. For example, in the Unit 2 Tic-Tac-Toe game, the squares are labeled with *the*, *a*, or *an*. If a student picks up a card with the picture of the sun, he/she must first say "the sun" and then put the card on any *the* square. If a student picks up a card with a picture of an apple, she/he must say "an apple" and then put it on any *an* square. Students try to get three of their own cards in a row to win.

Special Instructions:

■ Unit 1

Students must match the picture cards with the correct noun category (person, place, thing) square. For example, if a student picks up the card with a picture of a kitchen, the student must first say "kitchen," and then place the card on any *place* square.

■ Unit 2

Students must match the picture cards with the correct article (*a*, *an*, *the*) square.

■ Unit 3

Students must match the picture cards with the correct plural ending (*-s*, *-es*) square. For example, if a student picks up the card with a picture of matches on it, the student must first say "matches," and then place the card on any *-es* square.

■ Unit 7

Students must match the picture cards with the correct form of the verb *Be* (*are*, *is*).



■ Unit 8

Students must match the picture cards with the correct form of imperative sentence (affirmative = do, negative = don't).

Bingo

A third game the cards can be used to play is Bingo. The Bingo boards have 16 squares and students must try to get four cards in a row to win the game. In this game, each player has his/her own game board. Like in Tic-Tac-Toe, only the picture cards are used and the players take turns picking up a card from a pile. The players must say what is on the card and then place it on the matching game board square. When one player places four cards in a row, that player wins the game.

Special Instructions:

■ Unit 1

Students must match the picture cards with the correct noun category (person, place, thing) square. For example, if a student picks up the card with a picture of a kitchen, the student must first say "kitchen," and then place the card on any place square.

■ Unit 2

Students must match the picture cards with the correct article (a, an, the) square.

animal	place	person	thing
place	person	thing	animal
person	thing	animal	place
thing	animal	place	person

animal	place	animal
place	thing	person
animal	person	place

UNIT 2 Tic-Tac-Toe Board

a	an	the
a	an	a
the	a	an

-s	-es	-s
-es	-s	-es
-s	-es	-s


UNIT 7 Tic-Tac-Toe Board

are	is	are
is	are	is
are	is	are

don't	do	don't
do	don't	do
don't	do	don't


■ Photocopy . Then, cut out.

■ Near cut out



NEAR

■ Far cut out



FAR

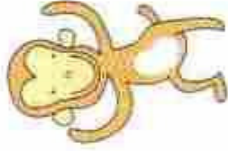
UNIT 1 Nouns ... people / places / things



teacher



doctor



monkey



rabbit




park



lion



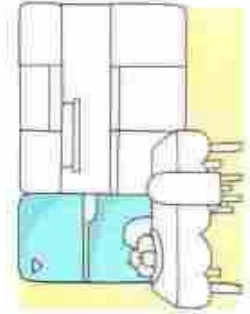
elephant



hospital



candy



kitchen



the moon



the sun




an octopus



a strawberry



an apple




a hamburger



a computer



an airplane

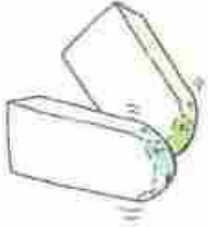


an umbrella




an orange

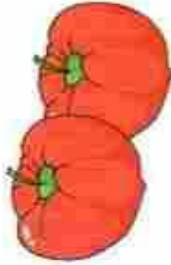
UNIT 3 Plural Nouns ... -s / -es / -ves



What are those?



What are those?



What are those?



What are those?




What are those?



What are these?



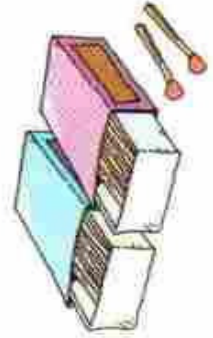
What are these?



What are these?



What are these?



What are these?

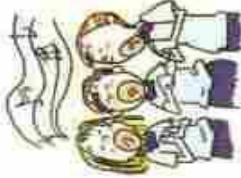
I am Jane.



I'm not Jane.



We are singers.



We aren't doctors.



It is a big bird.



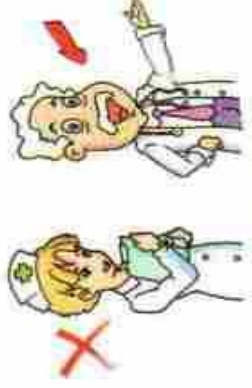
It isn't a horse.



She is a nurse.



He isn't a nurse.



They are squirrels.



They aren't snakes.



UNIT 5 Personal Pronouns ... I / you / we

Who am I?



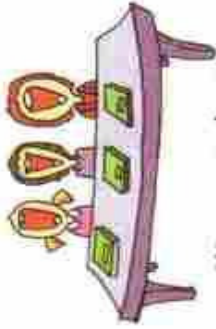
You are Doctor John.

Who is she?



She's a teacher.

Who are you?




We are students.

Who is he?



He's a police officer.

What are they?



They are lions.

Who are they?



They are nurses.

What are they?



They are red cars.

Who am I?



You are a basketball player.

Who are you?



I am the king.

What are they?

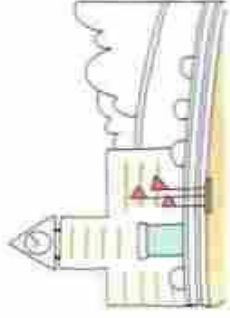


They are leaves.

UNIT 6 Demonstrative Pronouns ... This / That



book



school



skirt



dolphin



doll



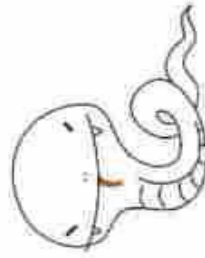
window



door



sweater

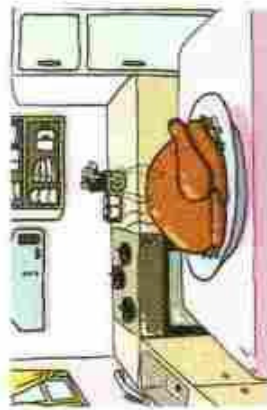


snake

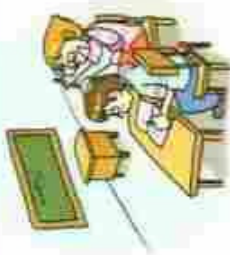


yo-yo

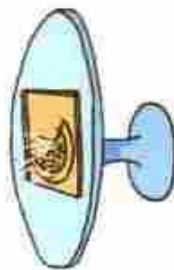
There is
chicken in
the kitchen.



There are
two students.



There is
pizza on
the table.



There are
three balls.



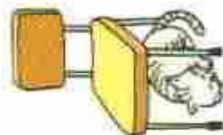
There are
two foxes.



There is
an airplane.



There is a cat
and a chair.



There are
fat cats
and a car.

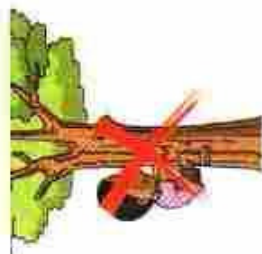


There is a cat
on the house.

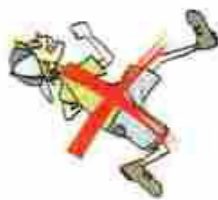


There are
two clowns.





Don't climb
the tree.



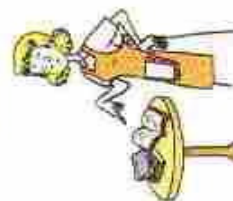
Don't run
in the house.



Don't touch
the alligator.



Drink
your milk.



Do your
homework.



Don't
smoke.



Don't talk
in the library.



Close
the window.



Go to
sleep.



Brush your
teeth.