

Describe the photo is one of the parts of any exam, and your students will definitely need adjectives for beautiful detailed answers so this task is perfect for brushing up and activating vocabulary.

In addition to adjectives, the students can fill in the verbs to indicate actions that can be performed by this object or with it, to describe the characteristics of the noun, as well as write their associations with it: some keywords or phrases that will help to talk about this item in the future. The students can work in pairs, groups or individually.

How to use:

Students sit in a circle, everyone has a photo. They write one word (e.g. an adjective) in the bubble and then pass the photos clockwise. Now there is a new noun in front of them and they need to add another word that doesn't repeat the previous one. When all the bubbles are filled, the students pass the photos for the last time and must describe the picture using the words that are in the list.

Besides, the students can fill in the blanks on their own, and then describe their nouns, using their own keywords orally or in written form or even create their own cards for the taboo game.



HAVE GOT HAS GOT 6in1
 flashcards / warm-up / tic-tac-toe
 4 in a row / poster / bookmark
 Contains 109 words:
 69 nouns (including 13 exceptions) + 40 verbs.
 + DOCX (MS Word) file
 in which you can write any necessary words!

QUANTIFIERS 5in1
 board games / 4 in a row / tic-tac-toe
 dice / flashcards

Special Questions 6in1
 game / cards / domino / poster / dice / bookmark

TO BE present past 7in1
 poster / domino / flashcards / bingo / masks / bookmark

HEDGEHOGS & FISH COLOUR+B

DAILY LIFE Child
 GAME + CARDS
 tenses / routines / telling the time

CLASSROOM Language & instructions
 posters / bookmarks / speech bubbles

CALENDAR + WEATHER CHART
 PDF / 3 pages A4

FEELINGS & EMOTIONS 7in1
 domino / flashcards / bingo / bookmark

ALPHABET 6in1
 game / domino / poster / cards / puzzles

BOOKMARKS 18in1

SENTENCE ARCHITECT
 PDF + editable box for your words

ALPHABET ICE CREAM 2in1

COLOURS 10in1

TRANSCRIPOLY 5in1
 game / domino / poster / cards / bookmark

PERSONAL AND POSSESSIVE PRONOUNS
 cards / dice / poster

ARTICLES DOMINO 1in1

SILENT LETTERS 6in1

ON/IN/AT domino
 time 2in1 / place

DOBBLE GAMES
 board game / domino / cards

THERE IS/ARE 3in1
 board game / domino / cards

FAMILY 8in1

CREATE YOUR MONSTER

ENDINGS & SUFFIXES 5in1

PLEASE TAKE A MOMENT TO LEAVE YOUR FEEDBACK.

FOLLOW US

to see our newest stuff and printables in action.

- vk.com/languagestuff
- facebook.com/languagestuff
- teacherspayteachers.com/Store/Language-Stuff
- instagram.com/language_stuff
- pinterest.com/languagestuff

CONTACT US

- if you:
- have any questions or suggestions;
 - catch a typo or mistake;
 - take pictures of our resources in action (we will be extremely grateful).

LANGUAGE STUFF

TERMS OF USE

This product was created by Language Stuff. It may be applied for personal use in your home or classroom. It may not be altered, put on the internet, sold or distributed in any form. If you want to share it with somebody, send them a link to the product.

A WATCH



Five empty, rounded rectangular input fields stacked vertically on a dark background.

A CLOWN



Five empty, rounded rectangular input fields stacked vertically on a dark background.

SHOES



A TEDDY BEAR



A CAMERA






Five white, rounded rectangular labels stacked vertically on the right side of the camera image.

A BOY






Five white, rounded rectangular labels stacked vertically on the right side of the boy image.

A CLASSROOM




A HOUSE
















A CAKE




AN ORANGE

A DOG



A DICTIONARY

A ROBOT




- 1. Head assembly
- 2. Neck joint
- 3. Shoulder joint
- 4. Arm assembly
- 5. Hand assembly

AN ICICLE



- 1. Icicle tip
- 2. Icicle shaft
- 3. Icicle base
- 4. Snow layer
- 5. Dark surface




A CAR







AN EARTHQUAKE



A WATERFALL



A BIN




A ROLLERCOASTER



Blank white rounded rectangular boxes for text input, arranged vertically on the right side of the roller coaster image.

BURJ KHALIFA



Blank white rounded rectangular boxes for text input, arranged vertically on the right side of the Burj Khalifa image.

A WAVE



Five horizontal white rounded rectangular boxes stacked vertically on the right side of the image, intended for text input.

A BODYBUILDER



Five vertical white rounded rectangular boxes stacked vertically on the right side of the image, intended for text input.