


Farm Animals Printable Pack



© 2017 Stacey Jones at A Moment In Our World



All rights reserved. No part of this book may be reproduced, stored or transmitted in any form by any means without prior permission of the publisher.

Made for the exclusive use and distribution of Kindergarten Worksheets and Games

This workbook is licensed for personal/family use only.

YOU MAY:

- Use these files for personal use only.
 - Use in your personal classroom
- Download the files to your personal computer.
- Print as many copies as you would like to use for your personal use.
- Direct other to our website: www.amomentinourworld.com

YOU MAY NOT:

- Edit any of these printables.
- Share the files with anyone else.
- Store or sell them on any website.
 - Claim them as your own.
- Print and sell or distribute them to others

Graphics and Fonts:



My Cute Graphics


Hidesy's Clipart

Contents


- **Alphabet Cards** – Cut out, laminate and use to match the lower case letters to the uppercase ones. Can also be used to spell words.
- **Trace the Letters** – Improve handwriting skills while learning to spell.
- **Trace the Letters of the Alphabet** – Trace the uppercase and lowercase letters of the alphabet.
- **Trace the Numbers** – Trace the numbers from one to twenty.
- **3 Part Cards** – Can be used to match the words to the picture or in games such as memory. These cards can also be used together with the alphabet cards. using the alphabet cards to spell out the words.
- **I Spy – Count the Animals**– Count the animals.
- **Beginning Letter Sounds** – Cut out, laminate and use a peg or paperclip to clip or place a pom pom or candy onto the correct answer.
- **Syllable Cards** – Cut out, laminate and use a peg or paperclip to clip or place a pom pom or candy onto the correct answer.
- **Counting Puzzles** – Cut out, laminate and use the numbers to place the puzzles back together.
- **Counting Cards** – Cut out, laminate and use a peg or paperclip to clip or place a pom pom or candy onto the correct answer.
- **Addition Cards** – Cut out, laminate and use a peg or paperclip to clip or place a pom pom or candy onto the correct answer.

Contents


- **Subtraction Cards** – Cut out, laminate and use a peg or paperclip to clip or place a pom pom or candy onto the correct answer.
- **Size Sequencing Cards** – Cut out, laminate and place in order from largest to smallest or vice versa.
- **Odd One Out** – Circle the object that is different.
- **What Comes Next?** – Cut out and paste the answer in the correct spot.
- **Finish the Patterns** – Cut out and paste the answer in the correct spot.
- **Coloring Activity** – Color in the object using the color listed below.
- **Do-A-Dot Letter Activity** – Using a dot marker or bingo marker, dot out all of the correct letters.
- **Dice / Graphing Activity** – Cut out the dice and glue together. Roll the dice and graph each object the dice lands on.
- **Coloring Pages** – Color or decorate the pages.
- **Color Matching Cards** – Match the color; a great way to learn colors.
- **Shadow Matching Cards** – Match the picture with its shadow.
- **Is it a farm animal or a zoo animal?** – Cut and paste the answers in the correct column.
- **Trace the Lines** – Trace between the lines.
- **Cut along the lines** – Cut along the lines until you reach the picture.




A




a




B




b




C




c




D




d




E




e




F




f




G




g




H




h




I




i




J




j




K




k




L




l




M




m




N




n




O




O




P




P




Q




q




R




r




S




s




T




t




U




U




V




V




W




w




X




x




Y



y




Z




z


Trace the Letters



bull



cow



cow




cat


Trace the Letters




kitten



duck




duckling



hen


Trace the Letters




chick



rooster




horse



foal


Trace the Letters




g o a t



k i d




g o o s e




g o s t i n g


Trace the Letters



pig



piglet




sheep




lamb


Trace the Letters



turkey



pout



dog



puppy

Trace the Letters of the Alphabet


a b c d e f

g h j i k l

m n o p q r

s t u v w x

y z



Trace the Letters of the Alphabet


A B C D E F

G H I J K L

M N O P Q R

S T U V W X

Y Z



Trace the Numbers

1

2

3

4

5

6

7

8

9

10

11

12

13

14

15



16

17


18

19


20




3 Part Cards



bull



calf




cow




cat




kitten




duck



duckling




hen




chick


3 Part Cards



bull



calf




cow




cat




kitten




duck



duckling



hen




chick


3 Part Cards



rooster




horse




foal




goat




kid




goose



gosling



pig




piglet


3 Part Cards




rooster



horse




foal



goat




kid




goose



gosling




pig



piglet


3 Part Cards




sheep




lamb



turkey



poult





dog



puppy


3 Part Cards



sheep

lamb

turkey





poult


dog

puppy


Count the Animals



Count the Animals




Beginning Letter Sounds



u

w


c



p

b

d



c

k

s



k

c


o



k

r

h




b

d

s


Beginning Letter Sounds



u

w


c



p

b


d



c

k

h



d

b


h



e

r

c




t


f

s

Beginning Letter Sounds



g w y




p g y




c k s



g b q




p r b



c q p


Beginning Letter Sounds



r

f


t



o

q

p



c

s

e



h

f

l



r

d

b




q

d

p

Syllable Cards




calf

1

2

3




bull

1

2

3



cow

1

2

3



cat

1

2

3




kitten

2

3

4




duck

1

2

3

Syllable Cards




chick

1

2

3



duckling

1

2

3




horse

1

2

3



hen

1

2

3



rooster

1

2

3



foal

1

2

3

Syllable Cards




goat

1

2

3



goose

1

2

3



kid

1

2

3




gosling

1

2

3




pig

1

2

3




piglet

1

2

3

Syllable Cards




turkey

1

2

3




poult

1

2

3



sheep

1

2

3



lamb

1

2

3



dog

1

2

3



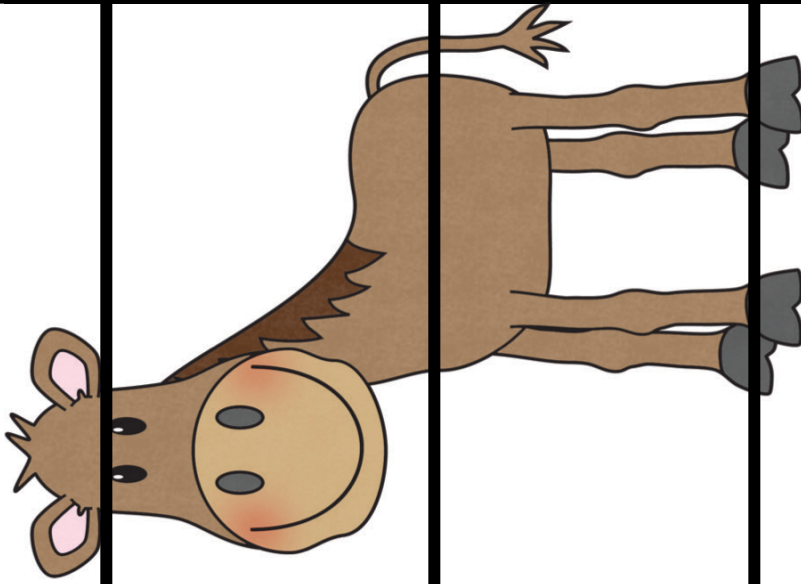
puppy

1

2

3

Counting Puzzles




4

3

2

1




2

4

6

8

Counting Puzzles




3

6

9

12





4

8

12

16



0



2

1

2

3

4



5


4

3

3

4

5



5



6

4

5

6

7



6



8

7

9

7

8



8



9

10

11

10

9



13

12

11


13

14

12

Addition Cards

$2 + 4 =$



5

6

7

$1 + 1 =$




4

2

3

$3 + 3 =$




4

5

6

$2 + 2 =$




4

5

3

Addition Cards

$1 + 4 =$




5

6

7

$3 + 4 =$




7

5

6

$3 + 1 =$




4

5

3

$1 + 5 =$




4

5

6


Subtraction Cards

$1 - 1 =$




| | | |
|---|---|---|
| 1 | 2 | 0 |
|---|---|---|

$2 - 1 =$




| | | |
|---|---|---|
| 1 | 2 | 0 |
|---|---|---|

$3 - 1 =$



| | | |
|---|---|---|
| 1 | 2 | 3 |
|---|---|---|

$2 - 2 =$



| | | |
|---|---|---|
| 2 | 0 | 1 |
|---|---|---|

Subtraction Cards

$$4 - 2 =$$




3

2

1

$$4 - 3 =$$




2

1

0

$$3 - 1 =$$




1

2

3

$$5 - 2 =$$



4

2

3






Size Sequencing Cards

Print out on card stock. Cut out and laminate. Use to put in order.








Size Sequencing Cards

Print out on card stock. Cut out and laminate. Use to put in order.






Size Sequencing Cards

Print out on card stock. Cut out and laminate. Use to put in order.








Size Sequencing Cards

Print out on card stock. Cut out and laminate. Use to put in order.








Size Sequencing Cards

Print out on card stock. Cut out and laminate. Use to put in order.








Size Sequencing Cards

Print out on card stock. Cut out and laminate. Use to put in order.







Size Sequencing Cards





Print out on card stock. Cut out and laminate. Use to put in order.











Circle the odd one out




What Comes Next?



Finish the Patterns.




Coloring Activity - Color the picture in to match the color indicated.



red



blue




green




yellow



purple




black



white




grey




pink


Coloring Activity - Color the picture in to match the color indicated.




red




blue




green




yellow




purple




black



white



grey



pink

Do - A - Dot

Dot all the letters: S s

c

s

c

p

S

P

S

O

s

s


s

S

S

X

b



C

s

p

Do - A - Dot

Dot all the letters: C c


C O c C c

s c c o C

h C c

o O v

C c




Do - A - Dot

Dot all the letters: H h

H h F H H

n D T h t
h



T w F
h H

Do - A - Dot

Dot all the letters: B b

B

d

R

B

p

b

m

w


A

b

B

B

P



m

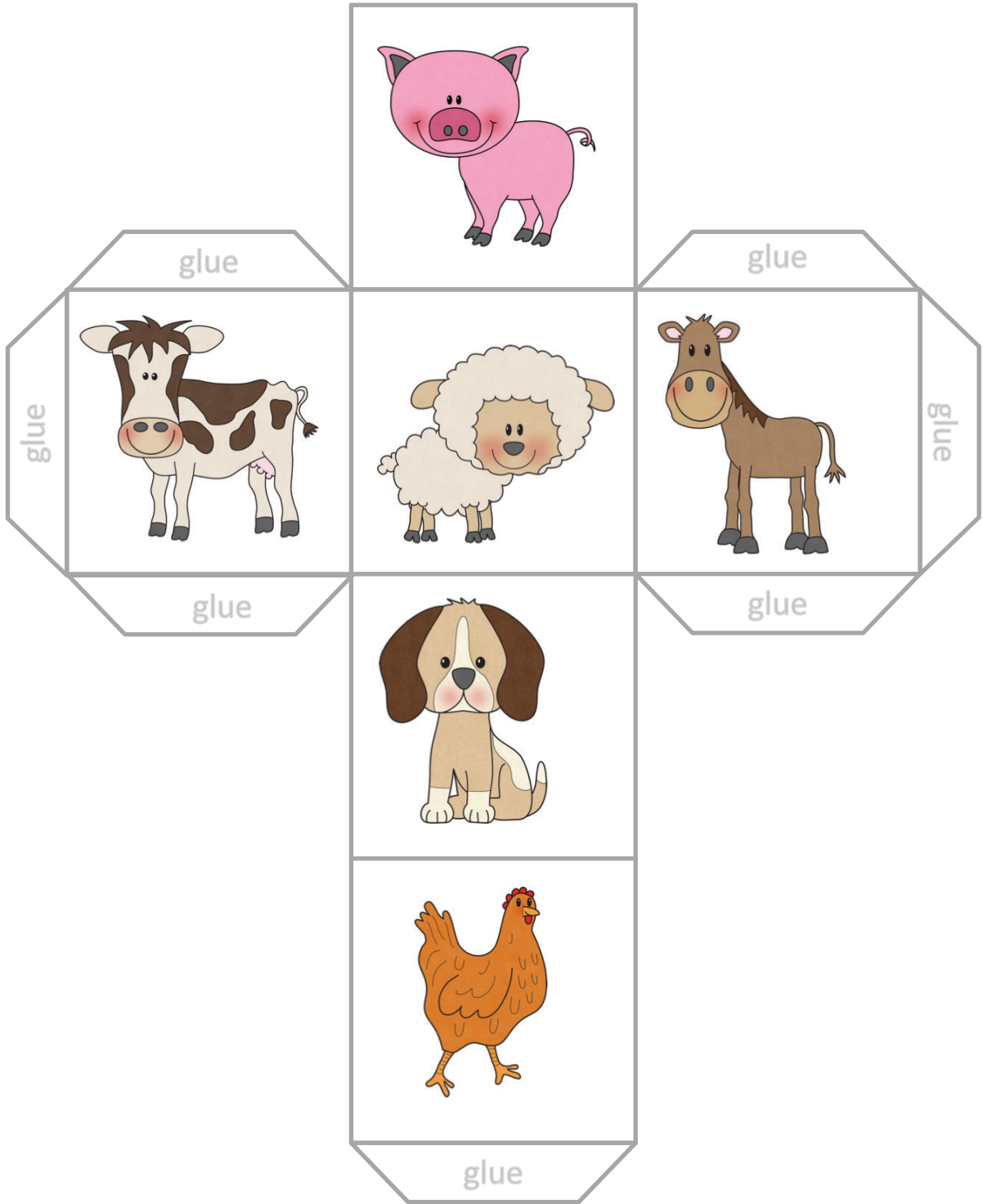
b

B

b







R


Dice




Dice Game

Make up the dice and roll it and graph the results.


| |  |  |  |  |  |  |
|----|---|---|---|---|---|---|
| 10 | | | | | | |
| 9 | | | | | | |
| 8 | | | | | | |
| 7 | | | | | | |
| 6 | | | | | | |
| 5 | | | | | | |
| 4 | | | | | | |
| 3 | | | | | | |
| 2 | | | | | | |
| 1 | | | | | | |




COW




cat




duck




rooster




hen




horse




goat




g o o s e




pig



sheep











turkey










dog






Color Matching Cards









Color Matching Cards









Shadow Matching Cards






Shadow Matching Cards



Shadow Matching Cards



Shadow Matching Cards








Farm Animals





Cut out the boxes below and paste them into the correct column.

Farm Animals

Zoo Animals



Trace the lines



Cut along the lines

