







# *Teacher* **Sticky Notes**

1. Print out the next sheet with the sticky note templates. (Print 2 templates or do each page one at a time)
2. Stick the sticky notes of your choice over each square. They will not line up exactly. The sticky note should be slightly bigger than the template on all four sides to make sure all the words and borders fit.
3. Print out pages 4-5 onto the sticky notes. Do a test first. For my printer, I had to insert the page with the sticky notes face down.
4. Peel off the sticky notes.
5. Use the notes with students, parents and co-workers to brighten their day!



THANK YOU

be  
**KIND**

have a  
**great**  
day

I'M PROUD  
OF YOU!

KEEP UP THE  
GOOD WORK

WAY  
TO  
GO

Don't forget ...

To Do:

YOU CAN  
DO IT



THANKS for  
being a  
**GOOD  
FRIEND**

GREAT  
**Problem**  
SOLVER

I MADE  
GOOD  
*choices*  
TODAY



Scan to visit my blog



Thank you for your purchase! [www.sarajcreations.com](http://www.sarajcreations.com)

I sincerely appreciate you spending your hard earned money on the products that I create. If you have any questions, suggestions or requests, please email me at [sarajcreations@gmail.com](mailto:sarajcreations@gmail.com). Remember to leave feedback to earn TpT Credits (aka free money!!) to put toward future purchases. All items in my store are listed at 50% off for the first 48 hours after posting. Follow [my store](#) to be notified of new products.

- Sara Jonckheere

### You May:

- Use this item for your personal use
- Use this item for your classroom and/or students
- Purchase unlimited licenses for others to use this item at a discounted price
- Review this item for the purpose of recommending it to others as long as there is a direct link for it to be purchased from Sara J Creations
- Enjoy this product for years to come (remember to check back for updated versions)

### You May Not:

- Give this item to others.
- Copy this item for use by others.
- Post this item on a website, including a personal website, classroom website, or district website.
- Copy or modify any part of this document to offer others for free or for sale.

*This item is a paid digital download from my TpT store.*

Language courtesy of [Selling Strategies](#)

*As such, it is for use in one classroom only. This item is also bound by copyright laws and redistributing, editing, selling, or posting this item (or any part thereof) on the Internet are all strictly prohibited without first gaining permission from the author. Violations are subject to the penalties of the Digital Millennium Copyright Act. Please contact me if you wish to be granted special permissions!*

### Font & Graphic Credits:



### ARE YOU INTERESTED IN RECEIVING:

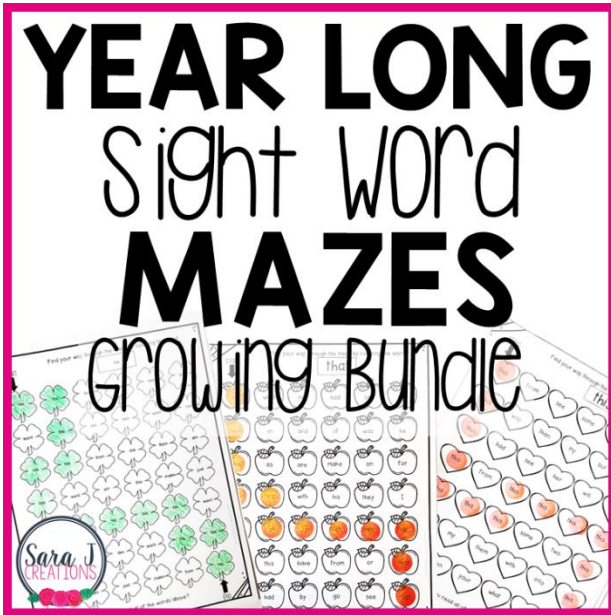
- freebies
- ideas
- coupon codes and discounts
- new product ideas

### DIRECTLY TO YOUR INBOX?

Click [HERE](#) to receive all of that and more with my newsletter.

YOU MIGHT ALSO BE INTERESTED IN  
**THESE ITEMS FROM MY STORE:**

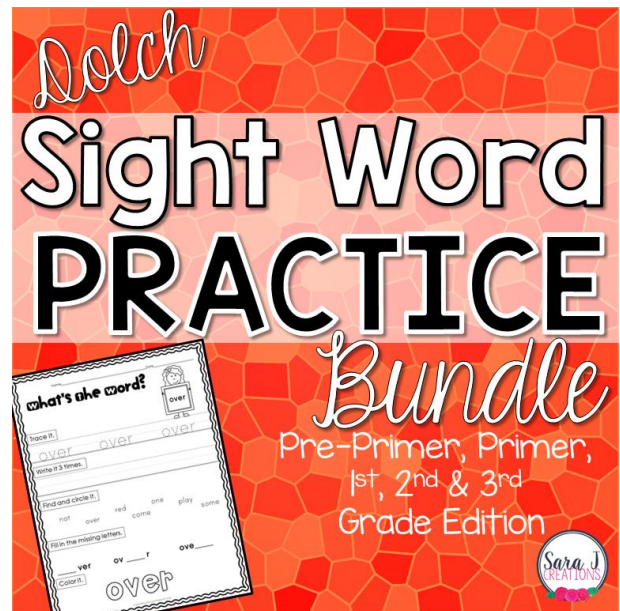
**YEAR LONG**  
Sight Word  
**MAZES**  
Growing Bundle



Sara J CREATIONS

*Dolch*  
**Sight Word PRACTICE**  
Bundle

Pre-Primer, Primer,  
1st, 2nd & 3rd  
Grade Edition



Sara J CREATIONS


 **PLAY DOUGH WORDS**



Sara J CREATIONS Sight Word Play Dough Mats

No Prep Math & Literacy Activities

Kindergarten  
**Review**  
100 Page Printable Packet



Summer Review or Back to School P

Sara J CREATIONS

Click any of the pictures to learn more about that item

