

LEASy Link

Curriculum Integration Reading Program

40 words

L2

Contents



CHAPTER 1 Towns

	SUBJECT	LESSON	TITLE	PAGE
	Social Studies	1	New to This Town	6
	Social Studies	2	People in My Town	14
	Literature	3	Gulliver and the Small Town	20
	Social Studies	4	Sorry, Mr. Smith!	26

CHAPTER 3 Pets

	SUBJECT	LESSON	TITLE	PAGE
	Math	9	Sam's Pets	58
	Social Studies	10	Sick Toto	66
	Science	11	The Pet Show	72
	Social Studies	12	I Promise!	78

CHAPTER 2 Fall

	SUBJECT	LESSON	TITLE	PAGE
	Science	5	Colorful Leaves	32
	Art	6	Fall Pictures	40
	Social Studies	7	Apple Picking	46
	Science	8	Busy Animals	52

Supplementary Material

Chapter 1 - Project	87
Chapter 2 - Project	89
Chapter 3 - Project	91

Flashcards
Stickers



Towns



LESSON 1
New to This Town

Social Studies

LESSON 2
People in My Town

Social Studies

LESSON 4
Sorry, Mr. Smith!

Social Studies

LESSON 3
Gulliver and the Small Town

Literature

Towns



BIG IDEA What's your favorite place in your town?

New to This Town

What is the boy looking at?

- a map a book



Key Words

● Listen, say, and trace. ((02))



1.



bank

2.



museum

3.



next

4.



hospital

5.



park



Where do you think the boy wants to go?




(03)

New to This Town



Read three times and stick.



 Where is the **hospital**?

 It is next to the museum.

 Where is the **park**?

 Here! You are in the park.

 Oh! Thank you!

 Excuse me. I'm new to this town.

Where is the **bank**?

 Hi! It is over there.

 Where is the **museum**?

 It is **next** to the bank.




Read and circle.
where, is, it

Comprehension

● Choose the correct answer.

1. The museum is next to the



2. The hospital is next to the



3. The alien 🐛 is new to this town.

Yes No

4. The alien 🐛 is in the bank.

Yes No

Your Turn!

● Imagine and say.



Where is the _____?



It is next to the _____.

Ideas

bank museum hospital park

Wrap Up

Say It

Write It

Read It



b_a nk

Where is the bank ?



mu_s_e um

Where is the museum ?



ne_x t

It is next to the bank.



h_o spi_t al

Where is the hospital ?



par_k

Where is the park ?



How many sentences
can you read?



/ 5

People in My Town



The boy is at school.

Yes No

Key Words

● Listen, say, and trace.  

1.



meet

2.



baker

3.



drive

4.



nurse

5.



shot



Who can you meet in your town?



((05))

People in My Town

Dad and I walk around our town.

We **meet** different people.

We say hello to the **baker**.

He makes bread.



Read three times and stick.

We say hello to the bus driver.

She **drives** a bus.

We say hello to the **nurse**.

She gives me **shots**.

I don't like shots.



Read and circle.
say, to, she

Comprehension

● Choose the correct answer.

1. We _____ different people.



meet



help

2. The _____ makes bread.



baker



bus driver

3. The bus driver finds **drives** a bus.

4. The **nurse** doctor gives me shots.

Your Turn!

● Imagine and say.



I say hello to the _____.

Ideas



baker



doctor



police officer

Wrap Up

Say It

Write It

Read It



m_e_e_t

We **meet** different people.



bak_e_r

We say hello to the **baker**.



dri_v_e

She **drives** a bus.



nu_r_se

We say hello to the **nurse**.



sh_o_t

She gives me **shots**.



How many sentences
can you read?



/ 5

Gulliver and the Small Town



The room is small for the girl.

Yes No

Key Words

● Listen, say, and trace.  

1.



_____ sit _____

2.



_____ small _____

3.



_____ bath _____

4.



_____ tub _____

5.



_____ blanket _____



Who do you think lives here?



(07)

Gulliver and the Small Town



Read three times and stick.



Gulliver goes to a new town.

He wants to sit down.

But the chairs are too small.

He wants to take a bath.

But the tubs are too small.

He wants to sleep.

But the blankets are too small.

The people make him a big blanket.

Now he is happy.




Read and circle.
but, too, him


Comprehension

● Choose the correct answer.

1. The chairs are too



2. Gulliver wants to take a



3. The tubs are too small.



4. Gulliver makes the people a blanket.



Your Turn!

● Imagine and say.



Gulliver goes to a new town.
The _____ are too small.

Ideas



chairs



cars



beds

Wrap Up

Say It

Write It

Read It



s_i_t

He wants to sit down.

sit



s_mal_l

The chairs are too small.

small



ba_t_h

He wants to take a bath.

bath



t_u_b

The tubs are too small.

tubs



bl_a_n_k_et

The blankets are too small.

blankets



How many sentences can you read?



/ 5

Sorry, Mr. Smith!



How does he look?

happy angry

Key Words

● Listen, say, and trace.  

1.



jump

2.



floor

3.



watch

4.



angry

5.



cookie



Why do you think
he is angry?




(09)

Sorry, Mr. Smith!



Read three times and stick.



I play the piano at night.
Mr. Smith can't sleep.
He is angry.

I make **cookies** for him.
I am so sorry, Mr. Smith.

Mr. Smith lives downstairs.

I **jump** on the **floor**.

Mr. Smith can't **watch** TV.

He is **angry**.



Read and circle.
on, for, am

Comprehension

● Choose the correct answer.

1. I _____ on the floor.



clean



jump

2. Mr. Smith can't _____.



watch TV



read books

3. Mr. Smith is **angry** happy .

4. I make chocolate **cookies** for Mr. Smith.

Your Turn!

● Imagine and say.



I jump on the floor.
Mr. Smith can't _____.

Ideas

watch TV read books sleep

Wrap Up

Say It

Write It

Read It



jump

I **jump** on the floor.



f loor

I jump on the **floor**.



watch

Mr. Smith can't **watch** TV.



angry

He is **angry**.



co okie

I make **cookies** for him.



How many sentences
can you read?



/ 5

Fall

LESSON 5


Colorful Leaves



Science

LESSON 6

Fall Pictures




Art

Fall

LESSON 8

Busy Animals



Science

LESSON 7

Apple Picking



Social Studies

BIG IDEA

What do you do in the fall?

Colorful Leaves



Where are the kids?

- in the leaves
 in the snow

Key Words

● Listen, say, and trace.

1.



leaf

2.



gold

3.



brown

4.



wind

5.



dance



Which key words can you find in the picture above? Circle them.



(11)

Colorful Leaves



Read three times and stick.

We like fall.

We can see colorful leaves.

This tree has red leaves.

This tree has orange leaves.

This tree has gold leaves.

This tree has brown leaves.



The wind blows.

The leaves dance with the wind.

We dance with the leaves.

Whee!




Read and circle.
this, has, with



Comprehension

● Choose the correct answer.

1. We can see colorful



2. This tree has



leaves.

3. The wind blows.

Yes No

4. We dance with the leaves.

Yes No

Your Turn!

● Imagine and say.




I can see colorful leaves.
This tree has _____ leaves.

Ideas red orange gold brown

Wrap Up

Say It	Write It	Read It
	l_e_a_f	We can see colorful <u>leaves</u> . <input type="radio"/>
	gol_d	This tree has <u>gold</u> leaves. <input type="radio"/>
	bro_w_n	This tree has <u>brown</u> leaves. <input type="radio"/>
	w_i_nd	The <u>wind</u> blows. <input type="radio"/>
	dan_c_e	The leaves <u>dance</u> with the wind. <input type="radio"/>

How many sentences
can you read?



Fall Pictures



What is the boy doing?

- writing painting

Key Words

● Listen, say, and trace.  



draw



sky



pumpkin



stand



scarecrow



What do you think he is painting?



Fall Pictures



Read three times and stick.



We draw pictures about fall.

I draw the sky. It is blue.

Jane draws a pumpkin. It is big.

Sam draws a man. He is tall.

He wears funny clothes.

He stands in a field.

Can you guess what he is?

Yes, he is a scarecrow!



Read and circle.
he, can, what

Comprehension

● Choose the correct answer.

1. We _____ pictures about fall.



show



draw

2. I draw the _____.



sky



sea

3. Jane draws a **pumpkin** scarecrow .

4. The scarecrow **sits** **stands** in a field.

Your Turn!

● Imagine and say.



I draw pictures about fall.
I draw _____.

Ideas

the sky a pumpkin a scarecrow leaves

Wrap Up

Say It

Write It

Read It



dr a w

We **draw** pictures about fall.



sk y

I draw the **sky**.



p ump k in

Jane draws a **pumpkin**.



s t and

He **stands** in a field.



s c arec r ow

Yes, he is a **scarecrow**!

How many sentences can you read?



/ 5

Apple Picking



What are the kids picking?

apples oranges

Key Words

● Listen, say, and trace. ((14)) 

1.



pick

2.



grandma

3.



basket

4.



grandpa

5.



roll



Which key words
can you find in the
picture above?
Circle them.



((15))

Apple Picking



We **pick** red apples in the fall.

My **grandma** picks apples.

I put them in the **basket**.

My **grandpa** picks apples.

I put them in the basket.



Read and circle.
my, put, them



Read three times and stick.



Jump!

I pick an apple.

I put it in the basket.

Oh! The apples are **rolling** away!



Comprehension

● Choose the correct answer.

1. We   red apples in the fall.

2. I put apples in the  .

3. My dad picks apples. Yes No

4. The apples are rolling away! Yes No

Your Turn!






● Stick and say.




I pick _____.
I put them in the
basket.



Wrap Up

Say It	Write It	Read It
	pi <u>c</u> k	We <u>pick</u> red apples in the fall. <input type="checkbox"/>
	g <u>r</u> and <u>m</u> a	My <u>grandma</u> picks apples. <input type="checkbox"/>
	<u>b</u> a <u>s</u> k e t	I put them in the <u>basket</u> . <input type="checkbox"/>
	<u>g</u> r a n d <u>p</u> a	My <u>grandpa</u> picks apples. <input type="checkbox"/>
	<u>r</u> o l l	The apples are <u>rolling</u> away! <input type="checkbox"/>

How many sentences
can you read?



Busy Animals

The squirrel has nuts in the bag.

Yes No




Key Words

● Listen, say, and trace.  



busy



squirrel



duck



fly



cave



Which key word can you find in the picture above? Circle it.



(17)

Busy Animals



Read three times and stick.

Animals are **busy** in the fall.
They are getting ready for winter.

The **squirrels** are busy.
They gather acorns.



The **ducks** are busy.
They **fly** to warm places.

The bears are busy.
They find warm **caves**.

Are you busy in the fall too?



Read and circle.
are, they, you

Comprehension

● Choose the correct answer.

1. Animals are _____ in the fall.



2. The _____ gather acorns.



3. The ducks **fly** swim to warm places.

4. The bears find warm acorns **caves**.


Your Turn!

● Think and say.




The _____ are busy in the fall.


Ideas



squirrels



frogs



snakes

Wrap Up

Say It

Write It

Read It



busy

Animals are **busy** in the fall.



squirrel

The **squirrels** are busy.



duck

The **ducks** are busy.



fly

They **fly** to warm places.



cave

They find warm **caves**.



How many sentences can you read?



/ 5

Pets



LESSON
9

Sam's Pets



Math

LESSON
10

Sick Toto



Social
Studies

Pets

LESSON
12

I Promise!



Social
Studies

LESSON
11

The Pet Show



Science

**BIG
IDEA**

Do you have any pets?

Sam's Pets

How many pets are there?

- eight ten




Key Words

● Listen, say, and trace.



count



wheel



cage



hop



crawl



Which animal do you like? Circle it.



(19)

Sam's Pets



Read three times and stick.



Sam has a lot of pets.

Let's count them.

Two hamsters are on the wheel.

They are running.

Three turtles are in the water.

They are swimming.



Two rabbits are in the cage.

They are hopping.

Oh! There's one more.

An iguana is crawling up my leg.



Read and circle.
two, in, one

Comprehension

● Choose the correct answer.

1. Two hamsters are on the



2. Two rabbits are



3. A turtle is crawling up my leg.

Yes

No

4. Sam has seven pets.

Yes

No

Your Turn!

● Imagine and say.



I have pets.

They are _____.

Ideas

running swimming hopping sleeping

Wrap Up

Say It

Write It

Read It



count

Let's count them.



w h eel

Two hamsters are on the wheel.



cage

Two rabbits are in the cage.



hop

They are hopping.



c rawl

An iguana is crawling up my leg.



How many sentences
can you read?



/ 5

Sick Toto

How does the dog look?

sick excited



Key Words

● Listen, say, and trace.  

1.



sick

2.



sleep

3.



vet

4.



worry

5.



cold



What can you do when your pet is sick?



(21)

Sick Toto



Read three times and stick.

Toto is **sick**.

He doesn't eat much.

He doesn't **sleep** much.

He doesn't play much.

We go to the **vet**.

She looks at Toto's nose.

She looks at Toto's ears.

She looks at Toto's eyes.

"Don't **worry**," she says.

"It's just a **cold**."

Whew!



Read and circle.
he, she, at

Comprehension

● Choose the correct answer.

1. Toto is _____.



2. Toto doesn't _____ much.



3. We go to the nurse vet.

4. It's just a cold shot.

Your Turn!

● Imagine and say.



My pet is sick.
I look at my pet's _____.

Ideas nose ears eyes mouth

Wrap Up

Say It

Write It

Read It



s_i_ck

Toto is sick.



sl_e_e_p

He doesn't sleep much.



vet

We go to the vet.



w_o_rr_y

Don't worry.




co_l_d

It's just a cold.



How many sentences
can you read?



The Pet Show

What does the boy have on his finger?

- a frog a bird



Key Words

● Listen, say, and trace.  

1.



bark

2.



meow

3.



chirp

4.



hiss

5.



fish



What sound does this bird make?



(23)

The Pet Show



Read three times and stick.



Today is the pet show.

Here comes Henry's dog.

It **barks** at me.

Here comes Tina's cat.

It **meows** at me.

Here comes Kevin's bird.

It **chirps** at me.

Here comes Alex's snake.

It **hisses** at me.

Here comes Pam's **fish**.

It just looks at me!





Read and circle.
here, it, me

Comprehension

● Choose the correct answer.

1. Henry's dog   at me.

2. Kevin's   chirps at me.

3. Alex's snake hisses at me. Yes No

4. Pam's fish just looks at me! Yes No

Your Turn!






● Imagine and say.




Here comes my pet.
It _____ at me.

Ideas barks meows chirps hisses

Wrap Up

Say It	Write It	Read It
	ba <u>r</u> k	It <u>barks</u> at me. <input type="radio"/>
	meo <u>w</u>	It <u>meows</u> at me. <input type="radio"/>
	<u>c</u> <u>h</u> irp	It <u>chirps</u> at me. <input type="radio"/>
	hi <u>s</u> <u>s</u>	It <u>hisses</u> at me. <input type="radio"/>
	fi <u>s</u> <u>h</u>	Here comes Pam's <u>fish</u> . <input type="radio"/>

How many sentences
can you read?



I Promise!



The kids are looking at the cat.

Yes No

Key Words

● Listen, say, and trace. 

1.



care for

2.



need

3.



litter box

4.



clean

5.



promise



What do you think cats need?




I Promise!



Read three times and stick.



 Mom, I want a dog and a cat.

 Can you care for them?

A dog needs a friend.

Can you play with it?

 Yes, I can!

 A cat needs a litter box.

Can you clean it?

 Yes, I can!

I can care for pets.

I promise!



Read and circle.
want, and, can

Comprehension

● Choose the correct answer.

1. A dog _____ a friend.



needs



hates

2. A cat needs a _____.



toy



litter box

3. Can you **clean** find the litter box?

4. I can **care for** count pets.


Your Turn!

● Imagine and say.



I want a pet.
It needs _____.

Ideas



food



a bath



exercise

Wrap Up

Say It

Write It

Read It



c a re for

Can you **care for** them?



nee d

A dog **needs** a friend.



li t ter bo x

A cat needs a **litter box**.



cl e a n

Can you **clean** it?



pr o mi s e

I **promise**!

How many sentences
can you read?



/ 5



Supplementary Material
Chapter Projects

People in My Town

● Cut out, glue, and say.

I say hello to the _____.



A collection of town-related icons and dashed boxes for cutting and gluing. The icons include: a restaurant, a bakery, a school, a hospital, a fire station, a police station, and a laboratory. Each icon is accompanied by a dashed box containing the word "glue".

baker	teacher	firefighter	police officer
doctor	pilot	cook	scientist

Things about Fall

● Find pictures about fall and circle. Then say.



gold leaves



sandals



blossoms



squirrels



a snowman



scarecrows



Christmas trees



sprouts



pumpkins



mittens



fans



skis



swimsuits



red apples



I like fall.
I can see _____ in the fall.



A Pet Show

● Choose a pet and circle it.



dog



bird



duck



snake



pig



cat

● Tell your group about your pet and fill in the table.



I have a _____.
Its name is _____.
It _____ at me.

Friend's name			
Pet's name			
Sound			

Ideas barks meows oinks quacks chirps hisses

Flashcards



Lesson 1



Lesson 1



Lesson 1



Lesson 1



Lesson 1



Lesson 2



Lesson 2



Lesson 2



Lesson 2



Lesson 2



Lesson 3



Lesson 3



Lesson 3



Lesson 3



Lesson 3



Lesson 4



hospital

drive

small

jump

next

baker

sit

blanket

museum

meet

shot

tub

bank

park

nurse

bath



Lesson 7



Lesson 6



Lesson 7



Lesson 6



Lesson 6



Lesson 6



Lesson 5



Lesson 5



Lesson 4



Lesson 5




Lesson 5



Lesson 4



Lesson 4



Lesson 4

floor

watch

angry

cookie

leaf

gold

brown

wind

dance

draw

sky

pumpkin

stand

scarecrow

pick

grandma



Lesson 9



Lesson 10



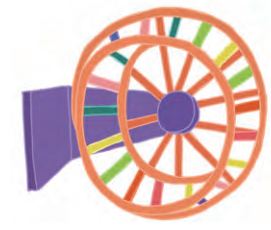
Lesson 10



Lesson 10



Lesson 9



Lesson 9



Lesson 9



Lesson 9



Lesson 8



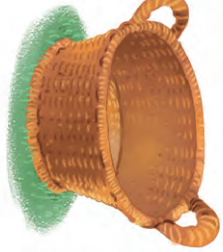
Lesson 8



Lesson 8



Lesson 8



Lesson 7



Lesson 7



Lesson 7



Lesson 8



busy

roll

grandpa

basket

cave

fly

duck

squirrel

hop

cage

wheel

count

vet

sleep

sick


crawl



Lesson 12



Lesson 12



Lesson 12



Lesson 12



Lesson 11



Lesson 11



Lesson 10



Lesson 12



Lesson 11



Lesson 11



Lesson 11

meow

bark

cold

worry

care for

fish

hiss

chirp

promise

clean

litter box

need

