

# LEASy Link

Curriculum Integration Reading Program

45 words

L3

# Lesson Components

## Big Idea

The Big Idea section stimulates students' interest and gives them a wider understanding of the chapter's theme.

## Contents Map

The Contents Map previews the content covered in each lesson and the subject it relates to.



## Warm Up Question

This section prepares students for the lesson by asking a warm up question related to the picture.



## Key Words

This section uses pictures and tracing exercises to familiarize students with the key words in the lesson.

## Picture Question

This section engages students by asking them to identify key words or to share their personal experiences or opinions about the big picture.



## Read and Stick

This section encourages students to read the passage several times and keep track of their progress with fun stickers.

## Read and Circle

In the Read and Circle section, students practice reading and identifying sight words in the passage.



## Comprehension

Students' understanding of the passage is checked through multiple-choice questions.

## Your Turn

The Your Turn section gives students the chance to create their own sentences and practice the lesson's target language.

## Wrap Up

In the Wrap Up section, students review the key words with the help of speaking, writing, and reading exercises.



## Chapter Projects

At the end of each chapter, students can get more practice by completing these fun activities that will further check their comprehension of the target language.



# Contents



## CHAPTER 1 Weather

	SUBJECT	LESSON	TITLE	PAGE
	Science	1	The Raindrop's Travels	6
	Social Studies	2	New Rain Boots	14
	Science	3	Animals and Weather	20
	Literature	4	Sun and Wind	26

## CHAPTER 3 Sports

	SUBJECT	LESSON	TITLE	PAGE
	Science	9	Sports Balls	58
	Social Studies	10	Pool Rules	66
	P.E.	11	Figure Skating	72
	Social Studies	12	Running Together	78

## CHAPTER 2 Markets

	SUBJECT	LESSON	TITLE	PAGE
	Social Studies	5	Thanks, Mom!	32
	Math	6	Groceries for Dad	40
	Social Studies	7	A Flower Market	46
	Social Studies	8	A Flea Market	52

### Supplementary Material

Chapter 1 - Project	87
Chapter 2 - Project	89
Chapter 3 - Project	91
Flashcards	
Stickers	





# Weather



**BIG  
IDEA**

What weather do you like?



# The Raindrop's Travels

How's the weather?

snowy  rainy



## Key Words

● Listen, say, and trace.



1.



raindrop

2.



travel

3.



land

4.



lake

5.



river



What do you do on rainy days?





(03)

# The Raindrop's Travels



Read three times and stick.

I am a **raindrop**.

I like to **travel**.

First I say goodbye to my cloud.

Then I fall to the **land**.

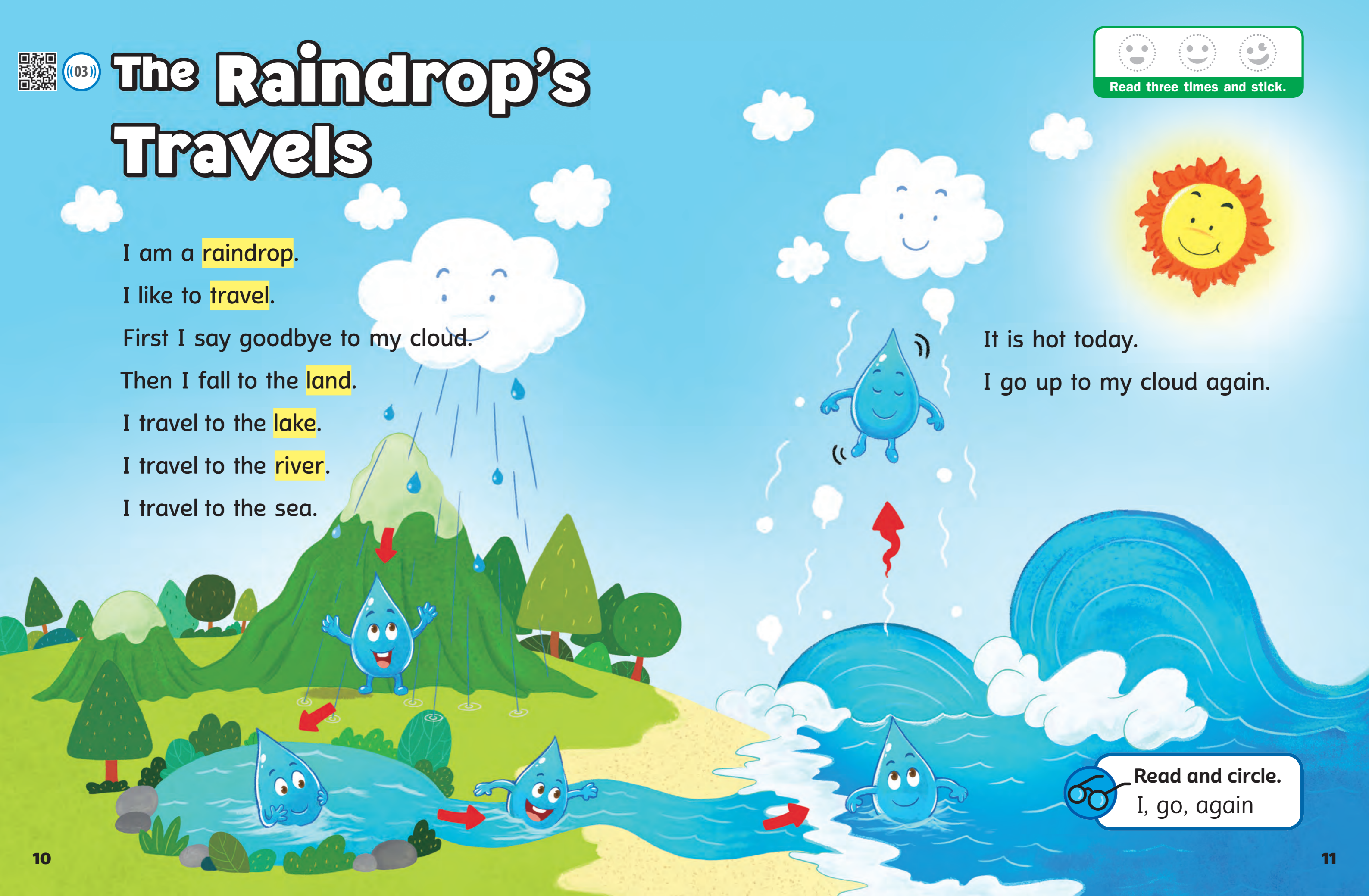
I travel to the **lake**.

I travel to the **river**.

I travel to the sea.

It is hot today.

I go up to my cloud again.



Read and circle.  
I, go, again





## Comprehension

● Choose the correct answer.

1. I am a   .

raindrop cloud

2. I fall to the   .

land lake

3. I travel to the river.  Yes  No

4. It is cold today.  Yes  No


### Your Turn!

● Imagine and say.



I travel to the \_\_\_\_\_.

Ideas



sea



mountains




city

## Wrap Up

Say It

Write It

Read It



r ain d rop

I am a raindrop .



t rav e l

I like to travel .



lan d

I fall to the land .



l a k e

I travel to the lake .



r i ver

I travel to the river .



How many sentences  
can you read?



/ 5



# New Rain Boots



What is the girl wearing?

- rain boots     sunglasses

## Key Words

● Listen, say, and trace.



1.



wear

2.



sunny

3.



windy

4.



snowy

5.



rainy



Which key word can you find in the picture above? Circle it.





(05)

# New Rain Boots



Read three times and stick.



Nick has new rain boots.  
He wants to wear them.

It is sunny.

He wears a cap. Not rain boots.

It is windy.

He wears a jacket. Not rain boots.

It is snowy.

He wears mittens. Not rain boots.



Now it is rainy!

He wears his rain boots.

He jumps in a puddle!



Read and circle.  
it, not, now



## Comprehension

● Choose the correct answer.

1. Nick wants to \_\_\_\_\_ rain boots.



wash



wear

2. It is \_\_\_\_\_. He wears a jacket.



sunny



windy

3. It is snowy. He wears **mittens** rain boots .

4. Now it is **rainy** sunny !

### Your Turn!

● Think and stick.

sunny

stick

windy

stick

snowy

stick

rainy

stick

## Wrap Up

Say It

Write It

Read It



w\_e\_ar

He wants to

wear



su\_n\_n\_y

It is

sunny



w\_i\_nd\_y

It is

windy



s\_n\_ow\_y

It is

snowy



r\_a\_i\_n\_y

Now it is

rainy

!



How many sentences  
can you read?



/ 5



# Animals and Weather

The frog is in the rain.

Yes  No



## Key Words

● Listen, say, and trace.  

1.



high

2.



lie

3.



stormy

4.



hide

5.



smart



Do you think animals can tell the weather?





((07))

# Animals and Weather



Read three times and stick.

Animals can tell the weather.

Can birds tell the weather?

Yes, they can!

Birds fly **high**. Then it is sunny.

Can cows tell the weather?

Yes, they can!

Cows **lie** down. Then it is **stormy**.

Can ladybugs tell the weather?

Yes, they can!

Ladybugs **hide**. Then it is cool.

Animals are very **smart**!




Read and circle.  
can, yes, then





## Comprehension

● Choose the correct answer.

1. Birds fly  . Then it is sunny.

low high

2. Cows lie down. Then it is  .

stormy snowy

3. Ladybugs hide. Then it is hot.  Yes  No

4. Animals are very smart!  Yes  No

### Your Turn!

● Think and say.








Can \_\_\_\_\_ tell the weather?




Yes, they can!

**Ideas** birds cows ladybugs

## Wrap Up

Say It	Write It	Read It
	hi <u>g</u> h	Birds fly <u>high</u> . <input type="checkbox"/>
	l <u>i</u> e	Cows <u>lie</u> down. <input type="checkbox"/>
	<u>s</u> <u>t</u> ormy	Then it is <u>stormy</u> . <input type="checkbox"/>
	h <u>i</u> d e	Ladybugs <u>hide</u> . <input type="checkbox"/>
	<u>s</u> m <u>a</u> rt	Animals are very <u>smart</u> ! <input type="checkbox"/>

How many sentences  
can you read?





# Sun and Wind



What is the girl doing?  
 drinking     washing

## Key Words

● Listen, say, and trace.



strong



take off



cold



shine



win



Which key word can you find in the picture above? Circle it.





(09)

# Sun and Wind



Read three times and stick.

One day, the sun says, "I am **strong!**"  
But the wind says, "No, I am strong!  
Let's **take off** this man's jacket."

The wind blows hard.

The man feels **cold.**


He does not take off his jacket.

The sun **shines.**

He feels hot.

He takes off his jacket.

The sun **wins!**



Read and circle.  
the, am, his



## Comprehension

● Choose the correct answer.

1. The wind says, "No, I am \_\_\_\_\_!"



2. "Let's \_\_\_\_\_ this man's jacket."



3. The sun blows shines.

4. The sun wind wins!

### Your Turn!

● Imagine and say.



I feel \_\_\_\_\_.  
I \_\_\_\_\_.

Ideas

cold



wear a hat

hot



eat ice cream

## Wrap Up

Say It

Write It

Read It



stro n g

I am strong!



t ake off

Let's take off this man's jacket.



col d

The man feels cold.



s h ine

The sun shines.



w i n

The sun wins!



How many sentences  
can you read?



/ 5



# Markets

LESSON 5

Thanks, Mom!



Social Studies

LESSON 6

Groceries for Dad



Math

Markets

LESSON 8

A Flea Market



Social Studies

LESSON 7

A Flower Market



Social Studies

BIG IDEA

What can you buy at the market?



# Thanks, Mom!



The people are at a clothes shop.

Yes  No

## Key Words

● Listen, say, and trace.  

1.



clothes

2.



shirt

3.



sweater

4.



dress

5.



new



Do you want any new clothes?





(11)

# Thanks, Mom!

Mom and I are at a **clothes** market.

I want this cool **shirt**.

“No, you don’t need it,” Mom says.

I want this nice **sweater**.

“No, you don’t need it,” Mom says.



Read and circle.  
want, no, don't



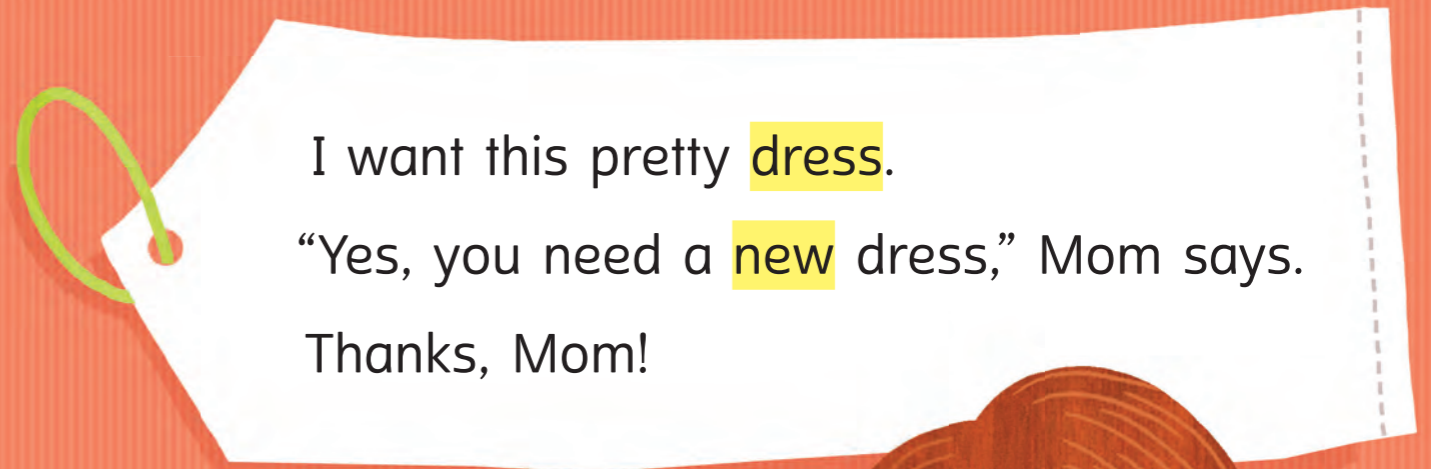
Read three times and stick.



I want this pretty **dress**.

“Yes, you need a **new** dress,” Mom says.



Thanks, Mom!





## Comprehension

● Choose the correct answer.

1. Mom and I are at a   market.

2. I want this cool  .

3. I want this nice cap. Yes No

4. "You need a new sweater," Mom says. Yes No

### Your Turn!






● Imagine and say.




I am at a clothes market.  
I want this \_\_\_\_\_.

**Ideas** shirt sweater dress jacket

## Wrap Up

Say It	Write It	Read It
	clo <u>t</u> <u>h</u> es	Mom and I are at a <u>clothes</u> market. <input type="radio"/>
	sh <u>i</u> <u>r</u> t	I want this cool <u>shirt</u> . <input type="radio"/>
	sw <u>e</u> <u>a</u> ter	I want this nice <u>sweater</u> . <input type="radio"/>
	d <u>r</u> <u>e</u> ss	I want this pretty <u>dress</u> . <input type="radio"/>
	n <u>e</u> <u>w</u>	You need a <u>new</u> dress. <input type="radio"/>

How many sentences  
can you read?





# Groceries for Dad

There are a lot of fish.

Yes

No

## Key Words

● Listen, say, and trace.



1.



groceries

2.



bread

3.



juice

4.



jam

5.



heavy



Is there any fruit or vegetable you like in the picture above? Circle it.





# Groceries for Dad



Read three times and stick.

Now our basket is **heavy**!  
How much is the food?

We buy **groceries** for Dad.

Dad needs some **bread**.

It is two dollars. Let's get it.

Dad needs some **juice**.

It is three dollars. Let's get it.

Dad needs some **jam**.

It is four dollars. Let's get it.



Read and circle.  
some, get, now



## Comprehension

● Choose the correct answer.

1. We buy \_\_\_\_\_ for Dad.



2. Dad needs some \_\_\_\_\_. It is two dollars.



3. The jam is three **four** dollars.

4. Now our basket is cool **heavy** !

### Your Turn!

● Imagine and say.



I buy groceries for Dad.  
Dad needs some \_\_\_\_\_.

**Ideas** bread jam milk cheese

## Wrap Up

Say It

Write It

Read It



g roce r ies

We buy **groceries** for Dad.



br e a d

Dad needs some **bread**.



j u i ce

Dad needs some **juice**.



j am

Dad needs some **jam**.



hea v y

Now our basket is **heavy** !



How many sentences  
can you read?



/ 5



# A Flower Market



What does this store have?

fruit

flowers

## Key Words

● Listen, say, and trace. ((14))



1.



flower

2.



sweet

3.



fresh

4.



seed

5.



plant



Which flower do you want to buy in the picture above? Circle it.





(15)

# A Flower Market



Read three times and stick.



We buy a red rose for Mom.  
 We buy a yellow tulip for Dad.  
 We buy flower seeds too.  
 Let's plant them in our garden!



We go to a flower market.  
 It is on the water!  
 There are many flowers.  
 They smell sweet.  
 They are colorful.  
 They are fresh.




Read and circle.  
we, they, for



## Comprehension

● Choose the correct answer.

1. The flower market is on the \_\_\_\_\_!



grass



water

2. The flowers smell \_\_\_\_\_.



sweet



fresh

3. We buy flower baskets **seeds** too.

4. Let's **plant** smell seeds in our garden!

### Your Turn!

● Imagine and say.



I go to a flower market.  
I buy \_\_\_\_\_ for my mom.

**Ideas** a rose a tulip seeds

## Wrap Up

Say It

Write It

Read It



fl o w er

We go to a market.

**flower**



s w eet

They smell

**sweet**



fre s h

They are

**fresh**



s e e d

We buy flower too.

**seeds**



p l ant

Let's **plant** them in our garden!

How many sentences  
can you read?



/ 5



# A Flea Market



What are the people looking at?

- shoes  books

## Key Words

● Listen, say, and trace. ((16)) 

1.



sell

2.



ride

3.



coat

4.



sunglasses

5.



buy



Does your school or town have a flea market?





(17)

# A Flea Market



Read three times and stick.



My school has a flea market.

Amy **sells** her skateboard.

It looks new.

But I can't **ride** it.

Jack sells his **coat**.

It looks warm.

But it is too big.



Nancy sells her **sunglasses**.

They look nice.

I look like a movie star!

I will **buy** them!



Read and circle.  
her, big, will



## Comprehension

● Choose the correct answer.

1. I can't   the skateboard.

2. Jack sells his  .

3. The coat is too small.  Yes  No

4. I will buy the sunglasses!  Yes  No

### Your Turn!

● Imagine and say.



My school has a flea market.  
I sell my \_\_\_\_\_.

Ideas



skateboard



backpack



glove

## Wrap Up

Say It

Write It

Read It



sell

Amy sells her  
skateboard.



ride

I can't ride it.



coat

Jack sells his coat.



sunglasses

Nancy sells her  
sunglasses.



buy

I will buy them!



How many sentences  
can you read?



/ 5



# Sports



LESSON 9  
Sports Balls  
Science

LESSON 10  
Pool Rules  
Social Studies

LESSON 12  
Running Together  
Social Studies

LESSON 11  
Figure Skating  
P.E.

Sports

**BIG IDEA** What sports do you play with your friends?



# Sports Balls

How many balls are there?

four  six

## Key Words

● Listen, say, and trace.  

1.



stitch

2.



baseball

3.



line

4.



basketball

5.



hole



Which key words can you find in the picture above? Circle them.





(19)

# Sports Balls

Read three times and stick.

This is part of a ball.

Guess what it is.

I can see red **stitches**.

It's a **baseball!**

That's right!



Guess what it is.

I can see three **holes**.

But I don't know.

It's a bowling ball!




Guess what it is.

I can see black **lines**.

It's a **basketball!**

That's right!



Read and circle.  
what, see, right




## Comprehension

● Choose the correct answer.

1. This is part of a \_\_\_\_\_.



2. I can see red stitches. It's a \_\_\_\_\_!



3. I can see black lines. It's a **baseball** **basketball**!

4. The bowling ball has three **holes** **lines**.

### Your Turn!

● Think and say.



I can see \_\_\_\_\_.  
It's a \_\_\_\_\_.

Ideas

holes



bowling ball

a white line



tennis ball

## Wrap Up

Say It

Write It

Read It



stitch

I can see red **stitches**.



baseball

It's a **baseball**!



line

I can see black **lines**.



basketball


It's a **basketball**!



hole

I can see three **holes**.

How many sentences  
can you read?



/ 5



# Pool Rules

Where are the kids?

in a pool     in a field



## Key Words

● Listen, say, and trace. ((20))



1.



pool

2.



rule

3.



stretch

4.



dive

5.



push



What are the rules at a pool?





(21)

# Pool Rules



Read three times and stick.

We go swimming at a **pool**.  
 We read the **rules** together.  
 You should **stretch** first.  
 You should not run.  
 You should not **dive**.  
 You should not **push** your friends.  
 You should not eat in the water.

Now we are ready!  
 We run to the pool.  
 "Please do not run!" my teacher says.



Read and circle.  
 you, should, first



## Comprehension

● Choose the correct answer.

1. We read the



together.

2. You should



first.

3. You should push your friends.

Yes

No

4. "Please do not run!" my teacher says.

Yes

No

### Your Turn!

● Think and say.



We go swimming at a pool.  
We should not \_\_\_\_\_.

Ideas

run dive push eat

## Wrap Up

Say It

Write It

Read It



p\_o\_o\_l

We go swimming at  
a pool.



r\_u\_l\_e

We read the rules  
together.



s\_t\_r\_e\_t\_c\_h

You should stretch  
first.



di\_v\_e

You should not dive.



p\_u\_s\_h

You should not push  
your friends.



How many sentences  
can you read?



/ 5



# Figure Skating

What are the people doing?

ice skating     swimming



## Key Words

● Listen, say, and trace.  



arm



slide



swan



spin



tornado



Which key words can you find in the picture above? Circle them.



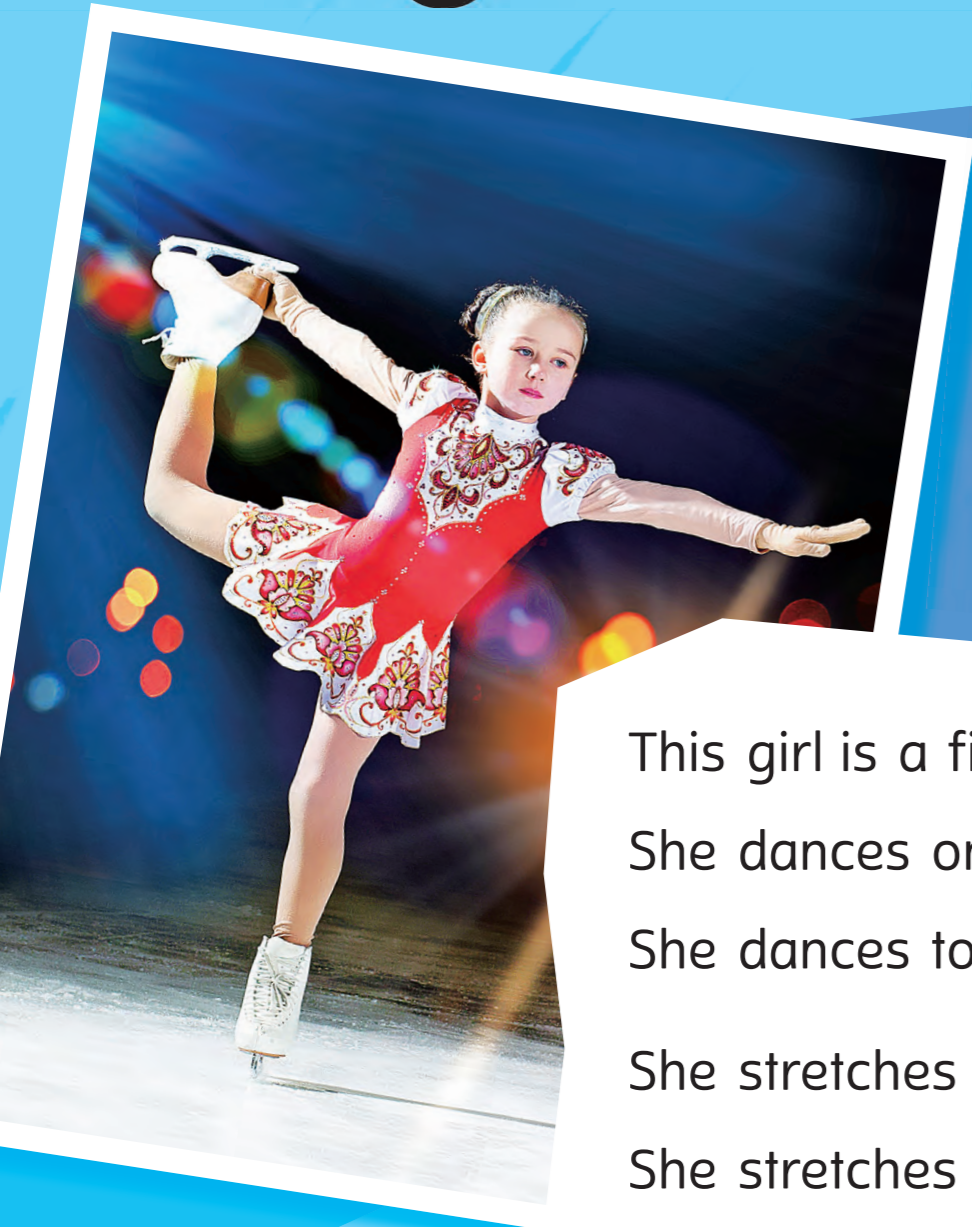


(23)

# Figure Skating



Read three times and stick.



She jumps in the air.  
She spins in the air.  
She looks like a tornado.  
How amazing!

This girl is a figure skater.  
She dances on the ice.  
She dances to the music.  
She stretches her arms.  
She stretches her legs.  
She slides on the ice.  
She looks like a swan.  
How beautiful!



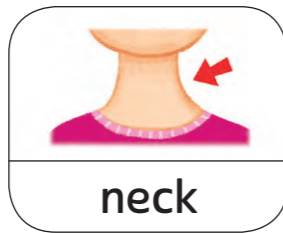
Read and circle.  
she, on, in



## Comprehension

● Choose the correct answer.

1. She stretches her



2. She looks like a



3. She slides on the ice.

Yes  No

4. She spins in the air.

Yes  No

### Your Turn!

● Imagine and say.



I look like a(n) \_\_\_\_\_.

Ideas



## Wrap Up

Say It

Write It

Read It



arm

She stretches her

arms.



sli d e

She slides on the ice.



sw a n

She looks like a swan.



sp i n

She spins in the air.



torn a do

She looks like a tornado.



How many sentences  
can you read?



/ 5



# Running Together



The kids are running.

Yes  No

## Key Words

● Listen, say, and trace.  

1.



race

2.



trip

3.



fall

4.



hug

5.



clap



Do you run races at your school?





(25)

# Running Together



Read three times and stick.



The Olympics are here!  
These women run in a **race**.

Oh no!  
Nikki **trips** and **falls**.  
Abbey trips and falls too.  
Abbey helps Nikki up.  
They run together.

Oh no!  
Abbey falls again.  
Nikki helps her up.  
They run together.  
They **hug** each other at the finish line.  
Everyone **claps** for them.



Read and circle.  
these, and, up



## Comprehension

● Choose the correct answer.

1. These women run in a \_\_\_\_\_.



market



race

2. Nikki trips and \_\_\_\_\_.



falls



claps

3. They **trip** **hug** each other at the finish line.

4. Everyone **claps** **runs** for them.

### Your Turn!

● Imagine and say.



My friend trips and falls.  
I \_\_\_\_\_.

Ideas



help him up



run alone

## Wrap Up

Say It

Write It

Read It



r a c e

These women run in a

race.



t r i p

Nikki trips and falls.



f a l

Nikki trips and falls.



h u g

They hug each other  
at the finish line.



c l a p

Everyone claps for  
them.



How many sentences  
can you read?



/ 5





**Supplementary Material**  
**Chapter Projects**





# Weather Report

● Read, draw, and say.

cloudy rainy snowy

New York London Dubai Seoul Santiago Sydney

stormy windy sunny



How is the weather in \_\_\_\_\_?

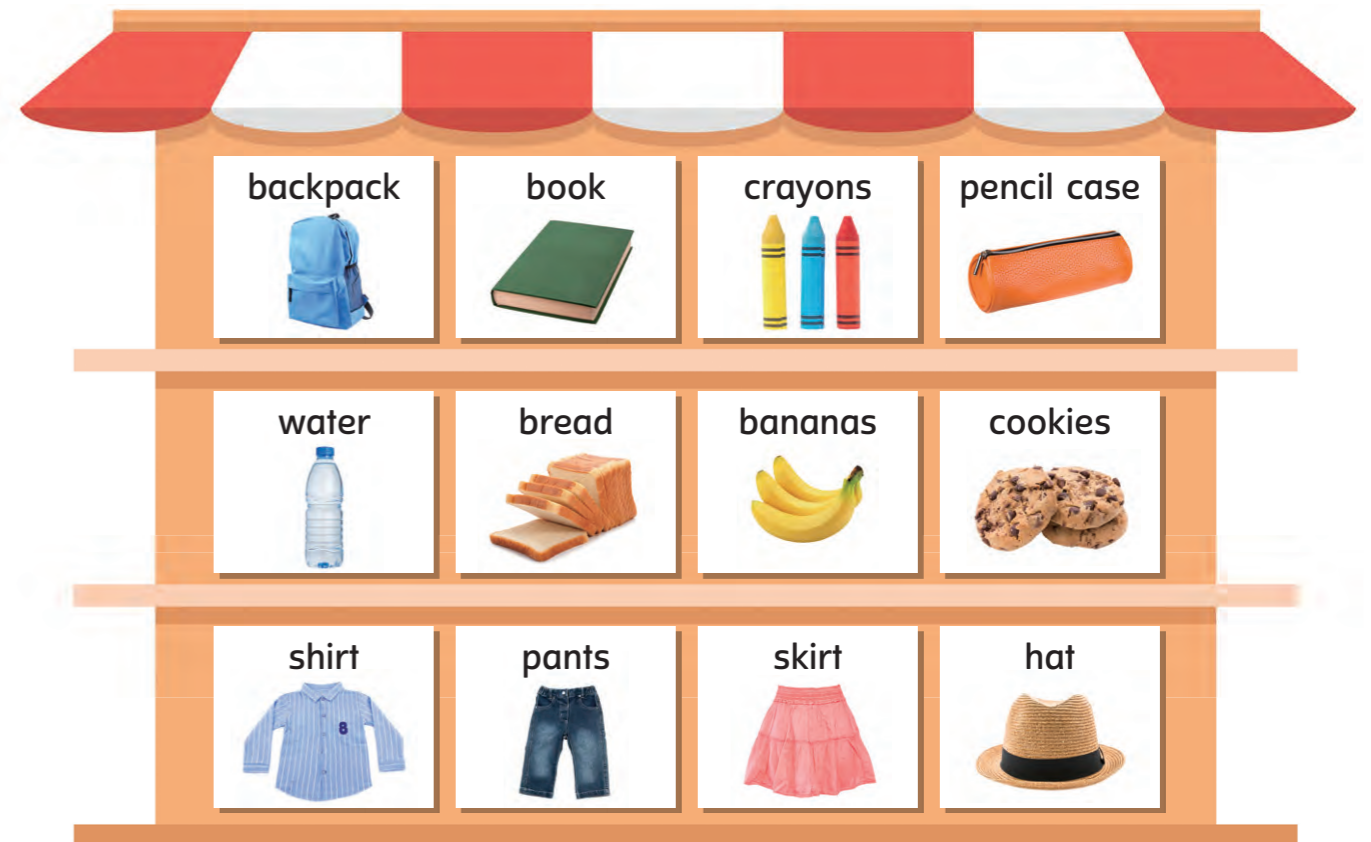
It is \_\_\_\_\_ in \_\_\_\_\_.





# Shopping List

● Circle what you need.



● Write and share your list.

### My Shopping List

I need ...

- 1.
- 2.
- 3.

### My Partner's

He/She needs ...

- 1.
- 2.
- 3.



# Our Favorite Sports






● Ask your friends and check.



What is your favorite sport?




My favorite sport is \_\_\_\_\_.

Sports	Me	Name 1	Name 2	Name 3	Name 4
 basketball					
 tennis					
 soccer					
 baseball					
 swimming					
other					

● Circle the most popular sport.



Flashcards



Lesson 1



Lesson 1



Lesson 1



Lesson 1



Lesson 1



Lesson 2



Lesson 2



Lesson 2



Lesson 2



Lesson 2



Lesson 3



Lesson 3



Lesson 3



Lesson 3



Lesson 3



Lesson 4





**lake**

**land**

**travel**

**raindrop**

**windy**

**sunny**

**wear**

**river**

**lie**

**high**

**rainy**

**snowy**

**strong**

**smart**

**hide**

**stormy**



Lesson 7



Lesson 7



Lesson 6



Lesson 6



Lesson 6



Lesson 6



Lesson 6



Lesson 5



Lesson 5



Lesson 5



Lesson 5



Lesson 5



Lesson 4



Lesson 4



Lesson 4



Lesson 4



**win**

**shine**

**cold**

**take off**

**dress**

**sweater**

**shirt**

**clothes**

**juice**

**bread**

**groceries**

**new**

**sweet**

**flower**

**heavy**

**jam**




Lesson 10



Lesson 10



Lesson 10



Lesson 9



Lesson 9



Lesson 9



Lesson 9



Lesson 9



Lesson 8



Lesson 8



Lesson 8



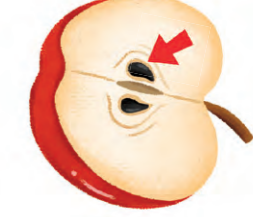
Lesson 8



Lesson 8



Lesson 7



Lesson 7



Lesson 7



sell

plant

seed

fresh

buy

sunglasses

coat

ride

basketball

line

baseball

stitch

stretch

rule

pool

hole



Lesson 12



Lesson 12



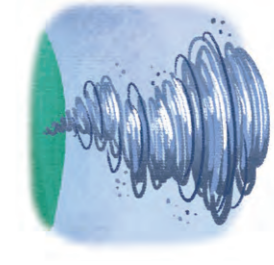
Lesson 12




Lesson 12



Lesson 12



Lesson 11



Lesson 11



Lesson 11



Lesson 11



Lesson 11



Lesson 10



Lesson 10





**slide**

**arm**

**push**

**dive**

**race**

**tornado**

**spin**

**swan**

**clap**

**hug**

**fall**

**trip**