

i-Fly

For revised exam
from 2018

Reading, Grammar & Vocabulary fun activities for
the Cambridge English Qualifications: **A2 Flyers**
exam and **2** complete **Practice Tests**

Andrew Betsis
Lawrence Mamas

Scripts & Answer Key


i-Fly

For revised exam
from 2018

Reading, Grammar & Vocabulary fun activities for
the Cambridge English Qualifications: A2 Flyers
exam and 2 complete Practice Tests



Andrew Betsis
Lawrence Mamas



Audio Scripts & Answer Key

NTV

Công ty TNHH
Nhân Trí Việt



NHÀ XUẤT BẢN TỔNG HỢP
THÀNH PHỐ HỒ CHÍ MINH

i-Fly – Audio Scripts & Answer Key

Copyright © 2018 by Global ELT Ltd.

Vietnam's edition © 2018 by Nhan Tri Viet Co., Ltd.

This edition is published in Vietnam under a license Agreement between Global ELT Limited, UK and Nhan Tri Viet Co., Ltd., Vietnam.

All rights reserved. No part of this publication may be reproduced, stored in a retrieval system, or transmitted, in any form or by any means, electronic, mechanical, photocopying, recording, or otherwise, without the prior written permission of the copyright owner.

AUDIO SCRIPTS

R = Rubric

Wm = Woman

TEST I

R Hello. This is the i-Fly, Cambridge English Flyers, Listening Test I.

Part I

Listen and look. There is one example.

PAUSE 00'03"

Wm: Where's your friend David? Is he in the park?

Boy: I can't see him. There are so many children here today!

Oh, there he is; he's sitting on the ground.

Wm: Does he have straight brown hair?

Boy: No. He has curly brown hair.

Wm: Oh yes. There he is! He's sitting on the grass between two other boys.

PAUSE 00'03"

R Can you see the line? This is an example.

Now you listen and draw lines.

PAUSE 00'03"

[REPEAT FROM HERE]

Wm: The boys look like they are enjoying their picnic!

Who is the boy with brown hair?

Boy: The one who is holding a red ball?

Wm: No, the one who is looking at the girl.

Boy: Oh, that's Harry.

PAUSE 00'05"

Wm: The girl who is holding a doll looks sad.

Boy: Yes, I think no-one wants to play with her.

Wm: Oh! What's her name?

Boy: It's Kim.

PAUSE 00'05"

Wm: That girl looks like she's having fun!

Boy: The girl who is laughing?

Wm: Yes, the one who is hiding behind a tree.

Boy: Oh, that's Lucy. I think she wants to climb the tree!

She loves climbing!

PAUSE 00'05"

Wm: So, who is the thin girl over there who has blonde hair?

Boy: The one who is eating a chocolate biscuit?

Wm: No. The one who is whispering to her friend.

Boy: Oh, that's Sally; she's in my class.

PAUSE 00'05"

Wm: Oh, look at that boy over there!

Boy: The one who is playing with his dog?

Wm: No, the one who is crying.

Boy: Oh, that's Frank. He's crying because he's just broken his toy boat.

PAUSE 00'05"

R Now listen to Part I again.

PAUSE 00'03"

[REPEAT PART I WITH ONLY 00'03" PAUSES]

That is the end of Part I.

PAUSE 00'05"

Part 2

Listen and look. There is one example.

PAUSE 00'03"

Wm: Hello! After School Club, how can I help?

Man: Well, my son, William, has just told me about your club.

One of his friends goes to the club every Friday afternoon.

Wm: Brilliant! We're not only open on Fridays. If you want, your child can come every afternoon, from Monday to Friday.

PAUSE 00'03"

R Can you see the answer? Now you listen and write.

PAUSE 00'03"

[REPEAT FROM HERE]

Man: Excellent! So I can bring William at 4 o'clock then. But what time does the club close?

Wm: We close the same time every day – at 6 p.m., but on Friday we close a little earlier, at five-thirty.

Man: Excellent! The club is near the school, isn't it?

Wm: Yes. It's opposite the school, next to the post office.

Man: Oh yes. I know. I think I have seen it. It's called 'The Little Flower Club', isn't it?

Wm: Yes, that's right! I'm sure your son will love it! We do lots of things here: painting, table tennis and many other things, too! I can give you the phone number of the teacher who will be at the club every day. She can tell you more about it.

Man: OK. Thanks! I will write it down now.

Wm: Have you got a pen?

Man: Yes, I've got one now.

Wm: OK. It's five, three, double oh, one, two.

Man: So, it's five, three, double oh, one, two.

Wm: That's right. I hope to see your son soon!

Man: Yes, I'm sure you will! Goodbye!

PAUSE 00'05"

R Now listen to Part 2 again.

PAUSE 00'03"

[REPEAT PART 2]

R That is the end of Part 2.

PAUSE 00'05"

Part 3

Listen and look. There is one example.

PAUSE 00'03"

R What did each person in Mr William's family buy?

Man: That was a nice morning! I think we all enjoyed going to that bookshop, didn't we?

Wm: Yes, even Fred found something to buy and he hates bookshops.

Man: Yes, he found some nice pencils and pens for school. He loves drawing. I think it's his favourite lesson. He has some lovely drawings in his drawing book!

Wm: He's got a very good teacher who makes the lessons very interesting.

PAUSE 00'03"

R Can you see the letter F? Now you listen and write a letter in each box.

PAUSE 00'03"

[REPEAT FROM HERE]

Wm: What about Jim? What did he buy?

Man: Well, Jim said he didn't want any more books at first. Because, as you know, the bookcase in his bedroom is full of books. Then he decided to get a really big book about fishing.

Wm: Oh, not another one about football, then?

Man: Not this time. He thinks it will help him to catch some fish.

PAUSE 00'03"

Wm: Let's hope so! So what did Mary buy?

Man: Oh, Mary didn't buy any books. She went to the café in the bookshop. Mary bought a sandwich because she was very hungry.

Wm: Yes, I know. She didn't eat breakfast, that's why!

PAUSE 00'03"

Wm: Did Anna go to the café too?

Man: Yes. Anna goes everywhere with Mary!

Wm: So what did Anna buy?

Man: Anna bought a lemon juice because she was thirsty. Anna said she didn't want to look at the books. She told me she prefers to buy a doll from a toy shop.

Wm: Oh, my little Anna. I'll buy her a doll next week.

PAUSE 00'03"

Man: Perhaps we can go to the toy shop together.

Wm: Nice idea!

Man: Now, tell me, what have you got in the bags that you are holding?

Wm: Oh, I saw some dictionaries and I decided to buy them for the children, because they can use them when they do their homework.

Man: Sure!

PAUSE 00'03"

Wm: So, what did you buy? I can see you are carrying a large shopping bag!

Man: Well, you always tell me I can never remember dates or days, so I bought a diary!

Wm: That was really a good idea!

PAUSE 00'03"

R Now listen to Part 3 again.

PAUSE 00'03"

[REPEAT PART 3]

R That is the end of Part 3.

PAUSE 00'05"

Part 4

Listen and look. There is one example.

PAUSE 00'03"

R What is Harry doing now?

PAUSE 00'03"

Wm: Harry, what are you doing? Are you watching TV again?

Boy: No, Mum. I'm doing my homework.

Wm: Oh. Are you? Well, that's great.

Boy: Mum, can I play football this evening?

Wm: Of course, Harry. But first finish your homework.

Boy: OK, Mum.

PAUSE 00'03"

R Can you see the tick? Now you listen and tick the box.

PAUSE 00'03"

[REPEAT FROM HERE]

R One. What clothes does Harry want to take with him?

PAUSE 00'03"

Boy: Mum, what are you doing now?

Wm: I'm putting your clothes in the suitcase. Have you forgotten? We're going to visit your aunt in the countryside this weekend. Do you want to take a shirt with you?

Boy: No. I don't like shirts. I'd like my blue sweater.

Wm: OK. And do you want to take a coat with you?

Boy: No. The weather won't be so cold.

PAUSE 00'03"

R Two. How will Harry and his mum go to the countryside?

PAUSE 00'03"

Boy: How are we going there, Mum? By bus?

Wm: No, dear. It'll take us too long to go there by bus.

Boy: Then, by train?

Wm: No, train tickets are very expensive. We'll go there by car.

Boy: Brilliant! I'll take a tablet with me to have something to read.

PAUSE 00'03"

R Three. What time do they have to leave?

PAUSE 00'03"

Boy: What time will we leave, Mum?

Wm: What about 8 o'clock in the morning?

Boy: No, Mum. It's too early. Let's start from here at 10 o'clock.

Wm: Oh Harry. That is too late. Let's leave at nine.

Boy: OK. That is much better.

PAUSE 00'03"

R Four. Who's going to look after their pets?

PAUSE 00'03"

Wm: Mrs Rainbow will be here soon. We have to talk about the pets.

Boy: Is she going to look after them?

Wm: No, her son, Michael, is going to do it.

Boy: Why can't Grandpa do it?

Wm: Oh, Harry, he can't come here every day. He's too busy.

PAUSE 00'03"

R Five. What animal can Harry see there?

PAUSE 00'03"

Boy: Will we see animals in the countryside, Mum?

Wm: Yes. There is a lake near your aunt's house. You can see swans.

Boy: Wow! Are there monkeys, too?

Wm: No.

Boy: Butterflies?

Wm: I think that there aren't any butterflies in the winter.

PAUSE 00'03"

R Now listen to Part 4 again.

PAUSE 00'03"

[REPEAT PART 4 WITH NO PAUSES AFTER THE QUESTIONS]

R That is the end of Part 4.

PAUSE 00'05"

Part 5

Listen and look at the picture. There is one example.

PAUSE 00'03"

Girl: Can I colour this picture, please?

Man: Yes, of course, Betty. Can you see the book?

Girl: The one that is next to the woman who is sitting?

Man: That's right. Colour that brown.

Girl: OK.

PAUSE 00'03"

R Can you see the brown book? This is an example. Now you listen and colour and write.

PAUSE 00'03"

[REPEAT FROM HERE]

R One

Girl: That looks good. What shall I colour next?

Man: Can you see a little boy?

Girl: Yes, I can.

Man: Good. Colour the boy's hair.

Girl: OK. Yellow?

Man: Yes.

PAUSE 00'15"

R Two

Girl: Can I also colour the woman's hair?

Man: No. I want you to colour her dress.

Girl: OK. Yellow?

Man: No. Let's make it pink.

PAUSE 00'15"

R Three

Man: Now, would you like to write something?

Girl: Oh, yes please! What shall I write?

Man: Do you see the old woman sitting on the seat over there?

Girl: Oh, yes! She's reading a magazine.

Man: That's right! Above the word 'Sport' there's a space. In that space, write the word 'NEWS'. Can you do that?

Girl: Sure!

PAUSE 00'15"

R Four

Man: Now I want you to write something else.

Girl: OK. What shall I write?

Man: Do you see the telephone on the wall?

Girl: Yes.

Man: Good. Now write the word 'TELEPHONE' above it.

PAUSE 00'15"

R Five

Man: Now I want you to colour something.

Girl: What?

Man: Can you see that little dog near the bus?

Girl: Yes, he has black spots.

Man: Yes. I just want you to colour his legs black too.

Girl: OK. Is that all?

Man: Yes. I think your picture looks very good now.

PAUSE 00'15"

R Now listen to Part 5 again.

PAUSE 00'03"

[REPEAT PART 5 WITH ONLY 00'10" PAUSES]

R That is the end of the i-Fly Listening Test 1.

TEST 2

R Hello. This is the i-Fly, Cambridge English Flyers, Listening Test 2.

Part 1

Listen and look. There is one example.

PAUSE 00'03"

Wm: It looks like you had fun at the Science Museum.

Boy: Yes. I really liked it, but Michael said it was boring.

Wm: Is he in the photo?

Boy: Yes, he's angry. He's wearing a yellow T-shirt.

Wm: Oh dear! I can see him!

PAUSE 00'03"

R Can you see the line? This is an example. Now you listen and draw lines.

PAUSE 00'03"

[REPEAT FROM HERE]

Wm: Who's the girl looking at the dinosaur?

Boy: There are two girls looking at the dinosaur. Which one do you mean?

Wm: The one with long brown hair.

Boy: That's Sophia. She's in my class at school.

Wm: I think she likes science, doesn't she?

Boy: Yes, she's the best in her class!

PAUSE 00'05"

Boy: Look at William!

Wm: Where is he? Is he the one wearing glasses?

Boy: No, he's wearing a blue baseball cap. He's standing next to a girl.

Wm: Oh, yes. Is his mum still teaching at your school?

Boy: Yes, she is.

PAUSE 00'05"

Wm: Who's the older girl?

Boy: Which one?

Wm: The one who's wearing a blue skirt and a blue jacket.

Boy: That's Sarah. She's the teacher's daughter. She came to the museum to help us and her mum.

Wm: That's nice.

PAUSE 00'05"

Wm: Where is your friend George?

Boy: He's looking at a boat.

Wm: Is he the one who's wearing glasses?

Boy: Yes, he looks happy.

PAUSE 00'05"

Boy: Can you see the girl in front of the astronaut?

Wm: The one with a camera?

Boy: Yes. That's Emma. She's one of my best friends now.

Wm: You should invite her to your birthday party.

Boy: Good idea!

PAUSE 00'05"

R Now listen to Part 1 again.

PAUSE 00'03"

[REPEAT PART 1 WITH ONLY 00'03" PAUSES]

R That is the end of Part 1.

PAUSE 00'05"

Part 2**Listen and look. There is one example.****PAUSE 00'03"**

Wm: Hello. Can I help you?

Girl: Hi. I've lost something important. My teacher said you could help me find it.

Wm: Yes, of course. What's your name?

Girl: My name is Helen Young. My last name is spelled Y-O-U-N-G.

PAUSE 00'03"**R Can you see the answer? Now you listen and write.****PAUSE 00'03"****[REPEAT FROM HERE]**

Wm: OK. What have you lost, Helen?

Girl: I've lost my T-shirt. It is new. My mum bought it for me last week.

Wm: Can you remember where you left it?

Girl: I was wearing it when I was playing basketball this morning. I took it off after I finished. I left it in the gym.

Wm: What is your T-shirt like? What colour is it?

Girl: It is purple with white stripes.

Wm: OK. I'm sure someone will find it and bring it in.

Girl: I hope so. Oh, I have to go. I don't want to be late for class.

Wm: What's your class?

Girl: I'm in class three.

Wm: Right. One last thing before you go. What's your phone number? I'll call you when we find your T-shirt.

Girl: Oh. I don't have a phone yet, but you can call my mum. Her number is five one two double oh nine.

Wm: Is that five one two double oh nine?

Girl: Excellent!

PAUSE 00'05"**R Now listen to Part 2 again.****PAUSE 00'03"****[REPEAT PART 2]****R That is the end of Part 2.****PAUSE 00'03"****Part 3****Listen and look. There is one example.****PAUSE 00'03"****R What hobby does each person in Mr Brown's family have?**

Girl: You've got a big family, Mr Brown. Does anyone in your family like to play sports?

Man: Yes, my son Paul plays football. That's all he wants to do when he is not at school.

Girl: Does he play in a football team?

Man: Yes, he joined the school's football team last year. He's a very good player.

PAUSE 00'03"**R Can you see the letter A? Now you listen and write a letter in each box.****PAUSE 00'03"****[REPEAT FROM HERE]**

Girl: Does anyone else in your family like playing sports?

Man: Well, my younger son Richard doesn't like team sports, but he prefers riding his bicycle.

Girl: Do his friends like riding their bikes too?

Man: Yes. Every weekend they go out on their bicycles and go to the park. They have a great time.

PAUSE 00'03"

Girl: You've also got two daughters, haven't you?

Man: Yes, Betty and Kim. Betty is older than Kim.

Girl: What does Betty like doing when she's not busy?

Man: Betty is a very good student. When she is not at college she goes to the library to read books.

PAUSE 00'03"

Girl: What about your other daughter, Kim?

Man: Kim is 10 years old. She plays the piano. She wants to be a music teacher so we bought a piano for her to play.

Girl: How many hours a day does she play the piano?

Man: About two hours every day. She always plays the piano after she has finished her homework.

PAUSE 00'03"

Girl: Wow! And what does Mrs Brown like to do when she's not busy?

Man: Mrs Brown is the artist in the family. She loves painting. She usually paints in the evenings, after the children have gone to bed. It makes her happy.

Girl: I think that she also likes watering the plants in your garden.

Man: She does this because nobody else can do it during the week. But painting is her favourite hobby.

PAUSE 00'03"

Girl: Do you have a hobby too, Mr Brown?

Man: Yes, I like watching films. I have a lot of work during the week so I watch films at the weekends.

Girl: Do you like going to the cinema?

Man: No. I prefer watching films at home. I have a really big screen in the living room!

Girl: Brilliant!

PAUSE 00'03"**R Now listen to Part 3 again.****PAUSE 00'03"****[REPEAT PART 3]****R That is the end of Part 3.****PAUSE 00'05"****Part 4****Listen and look. There is one example.****PAUSE 00'03"****R What time did Sally leave home?****PAUSE 00'03"**

Man: Good morning, Sally.

Wm: Good morning, Mr Rivers.

Man: Sally, you're late again. It's a quarter past nine.

Wm: I'm really sorry, Mr Rivers. I left home at eight thirty, but the bus didn't come until nine.

PAUSE 00'03"**R Can you see the tick? Now you listen and tick the box.****PAUSE 00'03"**

[REPEAT FROM HERE]**R One. What should Sally do first?****PAUSE 00'03"**

Wm: Is little Ben sleeping?

Man: No, he's playing in the living room.

Wm: Should I make him some breakfast?

Man: No, he's had breakfast. He's still wearing pyjamas. Can you take him to his bedroom and change his clothes?

Wm: Yes, Mr Rivers.

PAUSE 00'03"**R Two. Where should Sally take little Ben?****PAUSE 00'03"**

Wm: Shall I take little Ben to see his grandma today?

Man: No, not today. Grandma has to go to the dentist.

Wm: Oh. Where shall I take him? To the park?

Man: Good idea. Can you take some toys to the park with you?

Wm: OK.

PAUSE 00'03"**R Three. What is the weather like this morning?****PAUSE 00'03"**

Wm: Should I bring little Ben's hat too?

Man: Yes. It's sunny outside.

Wm: There was a lot of rain yesterday – should I bring an umbrella or a coat?

Man: They said it will be windy and cold tomorrow. But it is sunny and warm today.

Wm: OK. That's fine.

PAUSE 00'03"**R Four. What will Sally make for lunch?****PAUSE 00'03"**

Man: Can you make some lunch after you get back from the park?

Wm: Yes. Shall I make some soup for lunch?

Man: Good idea. Can you make a salad too? The vegetables are in the fridge.

Wm: Yes, I can do that.

Man: Excellent!

PAUSE 00'03"**R Five. What will Sally do after work?****PAUSE 00'03"**

Wm: Mr Rivers, can I leave at a quarter to three today?

Man: Oh, yes. Do you need to study for exams?

Wm: No. Today is my best friend's birthday party. It starts at three.

Man: That's nice. Have you bought her a present?

Wm: Yes. I bought her a watch. She's always late.

PAUSE 00'03"**R Now listen to Part 4 again.****PAUSE 00'03"****[REPEAT PART 4 WITH NO PAUSES AFTER THE QUESTIONS]****R That is the end of Part 4.****PAUSE 00'05"****Part 5****Listen and look at the picture. There is one example.****PAUSE 00'03"**

Wm: Hello, David. Would you like to colour this picture?

Boy: Sure! I went to a café like this in London. There were lots of people there, too!

Wm: That's nice. Can you see the dog in the picture?

Boy: Yes. It's sitting next to the woman.

Wm: Can you make it orange?

Boy: OK.

PAUSE 00'03"**R Can you see the orange dog? This is an example. Now you listen and colour and write.****PAUSE 00'03"****[REPEAT FROM HERE]****R One**

Boy: What shall I colour now?

Wm: Let's see. Can you see the waitress over there?

Boy: Well, there are two of them.

Wm: Look at the one holding a cup.

Boy: Yes. Can I colour her dress green?

Wm: Good idea! Use that colour.

PAUSE 00'15"**R Two**

Wm: I'd like you to write something now. We need a name for the café. Can you see the word 'Café' on the window?

Boy: Yes, I can see it.

Wm: Write 'APRIL' above that word.

Boy: 'APRIL' like the month!

Wm: Yes, please.

PAUSE 00'15"**R Three**

Boy: Can I do some more colouring? I really like that.

Wm: Yes! Can you see the policeman?

Boy: Yes, he's waving at the baby.

Wm: OK. He's wearing a hat. Can you colour it?

Boy: Yes, I'll colour the hat blue.

Wm: Thank you.

PAUSE 00'15"**R Four**

Wm: Now, can you see the man reading the newspaper?

Boy: Yes. Shall I colour the newspaper?

Wm: No, I want you to write the word 'NEWS' across the front page.

Boy: Fine. I'm doing that now.

PAUSE 00'15"**R Five**

Wm: Last thing now. There are two birds in the picture.

Boy: Yes, one of them is on a table! Shall I colour it?

Wm: Yes. Make it red.

Boy: OK. There! I've finished!

Wm: It looks good, doesn't it?

PAUSE 00'15"**R Now listen to Part 5 again.****PAUSE 00'03"****[REPEAT PART 5 WITH ONLY 00'10" PAUSES]****R That is the end of the i-Fly Listening Test 2.**

Part	Examiner does this	Examiner says this	Minimum response expected from child	Back-up questions
	Usher brings candidate in and introduces him/her to examiner.	Usher to examiner: Hello. This is (child's name*).		
	Candidate enters.	Examiner: Hello, *. My name's Sally/Ms Brown. What's your surname? How old are you, *?	Hello. Green. Eleven.	What's your family name? Are you eleven?
1	Shows candidate both Find the Differences pictures. Points to the knives in each picture. Describes things without pointing.	Now, here are two pictures. My picture is nearly the same as yours, but some things are different. For example, in my picture there are 2 knives but in your picture there is 1 knife. OK? I'm going to say something about my picture. You tell me how your picture is different. In my picture there are plates on the shelf. In my picture the boy is holding a plate with chicken. In my picture I can see a boy wearing a blue sweater. In my picture the cooker is blue. In my picture there aren't any bottles on the table. In my picture the girl is holding some peppers.	In my picture there are glasses on the shelf. In my picture the boy is holding a plate with fish and chips. In my picture the boy is wearing a green sweater. In my picture the cooker is red. In my picture there are two bottles on the table. In my picture the girl is holding some carrots.	1. Points at relevant difference/s. 2. Repeats statement. 3. Asks back-up question. What's there on the shelf? What food is in the boy's plate? What colour's the boy's sweater? What colour's the cooker? How many bottles are there on the table? What's the girl holding?
2	Shows candidate both Information Exchange cards. Then points to candidate's information page. Points to Betty's dog on candidate's information page. Asks the questions.	Both Betty and Robert have got a dog. I don't know anything about Betty's dog, but you do. So I'm going to ask you some questions. What's Betty's dog's name? What's Betty's dog's favourite food? What does Betty's dog like doing? How old is Betty's dog? What colour is Betty's dog?	(The dog's name is) Daisy (She/Daisy likes) sausages (She likes) eating (She's) 12/twelve (She's) brown	Points at the information if necessary.
	Points to Robert's dog on candidate's information page.	Now you don't know anything about Robert's dog, so you ask me some questions.		
	Responds using information on examiner's information page.	(The name is) Ben (He likes) chips (He likes) playing (He's) 4/four (He's) white with black spots	What's Robert's dog's name? What's Robert's dog's favourite food? What does Robert's dog like doing? How old is Robert's dog? What colour is Robert's dog?	Points at the information cues if necessary.

* Remember to use the child's name throughout the test.

Part	Examiner does this	Examiner says this	Minimum response expected from child	Back-up questions
3	Shows candidate Tell the Story pictures. Allows candidate time to look at the pictures.	<p>These pictures tell a story. It's called 'A day in the park'. Just look at the pictures first.</p> <p>Anna is walking with her mum and dad. They see someone that sells ice cream.</p> <p>Now you tell the story.</p>	<p>Anna and her parents are near the man who is selling ice cream. Anna is smiling. Her dad is looking at her.</p> <p>Her dad is buying an ice cream. He's giving it to Anna. She's very happy.</p> <p>Anna is holding her dad's hand. She's holding the ice cream with her other hand. There's a dog running behind her.</p> <p>The dog steals Anna's ice cream. Anna starts crying. She is very sad.</p>	<p>1. Points at the pictures. 2. Asks questions about the pictures.</p> <p>Where are Anna and her parents? What's Anna doing? What's Anna's dad doing?</p> <p>What's Anna's dad buying? What's he doing? How does Anna feel?</p> <p>What's Anna holding? What's Anna holding with her other hand? What's running behind Anna?</p> <p>What does the dog do? What does Anna do? Is she sad?</p>
4	Puts the pictures away and turns to candidate.	<p>Now let's talk about your best friend.</p> <p>Who's your best friend?</p> <p>How old is she?</p> <p>What do you do together?</p> <p>Tell me more about your best friend.</p>	<p>Grace</p> <p>(She's) 11</p> <p>We play sports.</p> <p>She lives next to my house.</p> <p>She has curly black hair.</p> <p>She's a very good student.</p>	<p>Is Grace your best friend?</p> <p>Is she eleven?</p> <p>Do you play sports?</p> <p>Does she live next to your house?</p> <p>Does she have curly black hair?</p> <p>Is she a good student?</p>
		<p>OK. Thank you, *. Goodbye.</p>	<p>Goodbye. Candidate leaves.</p>	

* Remember to use the child's name throughout the test.

Part	Examiner does this	Examiner says this	Minimum response expected from child	Back-up questions
	Usher brings candidate in and introduces him/her to examiner.	Usher to examiner: Hello. This is (child's name*).		
	Candidate enters.	Examiner: Hello, *. My name's Sally/Ms Brown. What's your surname? How old are you, *?	Hello. Green. Eleven.	What's your family name? Are you eleven?
1	Shows candidate both Find the Differences pictures. Points to the sun. Describes things without pointing.	Now, here are two pictures. My picture is nearly the same as yours, but some things are different. For example, in my picture the sun is shining but in your picture there isn't a sun. OK? I'm going to say something about my picture. You tell me how your picture is different. In my picture there is a dog. In my picture two girls are playing with a basketball. In my picture I can see a girl eating an ice cream. In my picture there isn't a tree. In my picture a boy in a blue T-shirt is kicking a football. In my picture there are two birds in the sky.	In my picture there isn't a dog. In my picture the two girls are playing with a baseball. In my picture the girl is eating a biscuit. In my picture there is a tree. In my picture this boy is wearing a green T-shirt. In my picture there is one bird in the sky.	1. Points at relevant difference/s. 2. Repeats statement. 3. Asks back-up question. Is there a dog? What are the two girls playing with? What is the girl eating? Is there a tree? What colour is the boy's T-shirt? How many birds are there in the sky?
2	Shows candidate both Information Exchange cards. Then points to candidate's information page. Points to Harry's favourite subject on candidate's information page. Asks the questions.	Both Harry and Sarah have a favourite school subject. I don't know anything about Harry's favourite subject, but you do. So I'm going to ask you some questions. What's Harry's favourite subject? What's Harry's teacher's name? What's Harry's classroom's number? What does Harry like studying about? What time does Harry have this lesson?	(It's) geography (It's) Miss Green (It's) 12/twelve pyramids at half past nine	Points at the information if necessary.
	Points to Sarah's favourite subject on candidate's information page.	Now you don't know anything about Sarah's favourite subject, so you ask me some questions.		
	Responds using information on examiner's information page.	(It's) music (It's) Miss Lake (It's) 7/seven (musical) instruments (at) a quarter past eleven	What's Sarah's favourite subject? What's Sarah's teacher's name? What's Sarah's classroom's number? What does Sarah like studying about? What time does Sarah have this lesson?	Points at the information cues if necessary.

* Remember to use the child's name throughout the test.

Part	Examiner does this	Examiner says this	Minimum response expected from child	Back-up questions
3	Shows candidate Tell the Story pictures. Allows candidate time to look at the pictures.	<p>These pictures tell a story. It's called 'Dinner is ready'. Just look at the pictures first.</p> <p>Nick is playing in the garden. His mother is cleaning the living room.</p> <p>Now you tell the story.</p>	<p>Nick is still playing in the garden. His mother is now cleaning the window and she's looking at him. His father comes in.</p> <p>Nick is in the living room now. He's very dirty and he makes the floor dirty, too. His father is telling him to be careful.</p> <p>Nick and his father are cleaning the living room together.</p> <p>Now the living room is very clean. Nick's mother has made dinner.</p>	<p>1. Points at the pictures. 2. Asks questions about the pictures.</p> <p>What's Nick doing? What's his mother doing? Where's his father?</p> <p>Where's Nick now? Is he dirty? What does he do to the floor? What's his father telling him?</p> <p>What are Nick and his father doing?</p> <p>Is the living room clean now? What has Nick's mother made?</p>
4	Puts the pictures away and turns to candidate.	<p>Now let's talk about your hobbies.</p> <p>What's your favourite hobby?</p> <p>When do you do that?</p> <p>Where do you play?</p> <p>Tell me more about your hobbies.</p>	<p>playing table tennis</p> <p>every Sunday</p> <p>at the sports centre</p> <p>I like playing basketball, too.</p> <p>I play basketball with my friends.</p> <p>I'm the best player in our team.</p>	<p>Is playing table tennis your favourite hobby? Do you play table tennis every Sunday? Do you play at the sports centre?</p> <p>Do you like playing basketball?</p> <p>Who do you play basketball with?</p> <p>Are you the best player in your team?</p>
		OK. Thank you, *. Goodbye.	Goodbye. Candidate leaves.	

* Remember to use the child's name throughout the test.

i-Fly - Answer Key

SECTION 1

LANGUAGE PRACTICE

LESSON 1

Page 7

- A. 2. Yes, she does. 3. No, she isn't.
4. Yes, he is. 5. No, they aren't.
6. No, they don't.
- B. 2. on 3. on 4. on/in 5. by 6. by

Page 8

- C. 2. ncing 3. tting 4. ngs
5. nning 6. lls
- D. 2. Does 3. Are 4. Do 5. Am
6. Do

Page 9

- E. 2. Mary and Anna aren't washing their hands now.
3. Frank isn't watching a match.
4. Tom and Sam don't play tennis every Saturday.
5. Peter doesn't walk to school every afternoon.
6. The dog doesn't eat fish.
- F. 2. Oliver, the squirrel, feels cold.
3. the squirrel is sitting on a chair. / the squirrel isn't sitting on the floor.
4. the mice want to help Oliver.
5. they are bringing some food to Oliver.

LESSON 2

Page 11

- A. 2. Yes, she's in front of Harry.
3. No, she isn't going to school by bicycle. She's going to school on foot.
4. Yes, he's going to school by bicycle.
5. Yes, Harry is between Emma and Holly.
- B. 2. in the middle of 3. in front of
4. in front of 5. between

Page 12

- C. 2. There is a table in the middle of the room.
3. Tom is standing between two chairs.
4. There is a dog in front of the tree.
5. Richard is sitting between Sophia and Betty.
- D. 2. between 3. by 4. in front of
5. on 6. by

LESSON 3

Page 14

- A. 2. him 3. her 4. it 5. them
B. 2. them 3. him 4. her 5. them

Page 15

- C. 2. She...it 3. They...them
4. He...it 5. They...them
- D. 2. her 3. them 4. him 5. them
6. it

LESSON 4

Page 17

- A. 2. It is Tom's birthday party.
3. Tom is happy.
4. Tom and his friends are going to cut the cake.
5. The cake is made of chocolate.
- B. 2. Tom and Grace are going to watch a film.
3. Julia is going to ride a horse.
4. Harry is going to play football.
5. Bill is going to go skiing.

Page 18

- C. 2. is going to plant a tree in the garden on Monday.
3. Tom is going to tidy the bedroom on Tuesday.
4. Tom is going to go to the post office on Wednesday.
5. Tom is going to visit a museum on Thursday.
6. Tom is going to see some friends on Friday.
- D. 2. is going to cut wood
3. is going to catch fish
4. is going to cook the fish
5. is going to find honey

LESSON 5

Page 20

- A. 2. He will go to London in January.
3. He and his family will go to an island.
4. They will have a good time there.
5. They will go to an island for a holiday.
6. They will swim in the sea.
- B. 2. will ride 3. will play
4. will do 5. will listen 6. will go

Page 21

- C. 2. You will visit two chickens. / Two chickens will visit you.
3. You will help the chickens. / The chickens will help you.
4. You will meet an angry dog. / An angry dog will meet you.
5. The dog will come to your house.
6. What will I do then?
- D. 2. My wife will write a letter to a friend.
3. Bill will repair his bicycle.
4. Emma will feed the pets.
5. My wife and I will read the newspapers.
6. Bill and Emma will do their homework.

7. My family and I will watch television.

REVISION EXERCISES: LESSONS 1-5

Page 22

- A. 2. c 3. a 4. b 5. b
B. 2. cutting 3. buy 4. teaches
5. visit

Page 23

- C. 1. me 2. them 3. it 4. him 5. us
D. Days: 2. Tuesday 3. Wednesday
4. Thursday 5. Friday 6. Saturday
7. Sunday
Months: 2. February 3. March
4. April 5. May 6. June 7. July
8. August 9. September
10. October 11. November
12. December

Page 24

- E. 2. likes honey.
3. will go to the cinema next week.
4. are swimming in the pond.
5. am going to buy a new bicycle.
- F. It is raining now. Piggy is holding an umbrella in her left hand. She is going to buy pasta, bread and tomatoes. Then, she will go back home and she will cook food for her children.

LESSON 6

Page 26

- A. 2. will not swim in the sea
3. will not wash its/the/any clothes
4. will not post a letter
5. will not eat chickens
- B. 2. I will not do my homework today.
3. Jill will not wash her bicycle on Saturday.
4. My mother will not cook any sausages.
5. We will not drink a lot of coke at the party.

Page 27

- C. 2. Holly will not play in the garden.
3. The frog will not wear a coat.
4. Hugo will not pick any grapes.
5. The duck will not swim in the river.
6. The elephant will not eat any bananas.

LESSON 7

Page 29

- A. 2. His friends will. 3. No, he won't.
4. In a few days. 5. No, it won't. (It will be small.) 6. Yes, it will.
- B. 2. with us? 3. in the car?
4. some sandwiches?
5. our basketball?
6. football?

Page 30

- C. 2. Will we make a chocolate cake?
 3. Will Lily and Pat swim in the sea?
 4. Will Sarah and I go to the park?
 5. Will you give me the key?
 6. Will I buy a newspaper?

Page 31

- D. 2. What will they buy?
 3. Where will Sarah and Pat go?
 4. What will my mother wash?
 5. Where will we go?
 6. Who will ride these bicycles?
- E. 2. Daisy will cut three carrots.
 3. Daisy will pour one bottle of water in the kettle.
 4. Daisy will put the kettle on the fire.
 5. Daisy will cook the carrots for ten minutes.
 6. Daisy will clean the kettle.

LESSON 8**Page 33**

- A. 1. more beautiful 2. thinner...fatter
 3. stronger...weaker
 4. heavier...lighter 5. faster...slower

Page 34

- B. 1. happier 2. hotter 3. prettier
 4. difficult 5. taller 6. longer
- C. 2. more beautiful than
 3. cleverer than 4. heavier than
 5. quicker than

LESSON 9**Page 36**

- A. 2. were 3. were 4. was
 5. was 6. were 7. was
- B. 2. was 3. were 4. was
 5. weren't 6. wasn't 7. were
 8. weren't

Page 37

- C. 2. There was a bird on the tree an hour ago.
 3. There was a dog under the tree yesterday morning.
 4. There were three ducks in the water/lake two hours ago.
 5. There was a man in the car yesterday.
 6. There were stars in the sky last night.

LESSON 10**Page 39**

- A. 2. No, they weren't.
 3. No, there wasn't.
 4. No, there weren't.
 5. Yes, there was.

Page 40

- B. 2. Was there a cat on the tree yesterday?
 3. Were there any children in the room five minutes ago?
 4. Were the dolls on the shelf an hour ago?
 5. Were there any plates in the cupboard yesterday?
 6. Was the boy at the cinema yesterday evening?
- C. 2. b 3. c 4. b 5. a 6. c

Page 41

- D. 2. Yes, there was.
 3. Yes, she was.
 4. No, she wasn't.
 5. No, there wasn't.
 6. Yes, there were.

LESSON 11**Page 43**

- A. 2. carefully 3. slow 4. well
 5. hard 6. quickly
- B. 1. fast 2. beautiful 3. quickly
 4. badly 5. loudly 6. well

Page 44

- C. 2. The old woman is walking slowly.
 3. She will come back quickly.
 4. They will close the door carefully.
 5. The little girl smiles sweetly.
 6. My friend runs very fast.
- D. 2. She eats slowly.
 3. He drives carefully.
 4. It works hard.
 5. She dances well.
 6. It moves quickly.

REVISION EXERCISES: LESSONS 6-11**Page 45**

- A. 2. Pat was not at the cinema yesterday.
 3. The boys were on the beach yesterday morning.
 4. Fred plays the piano well.
 5. Katy was a bad singer.
 6. The girls will not come to the party.
- B. 1. longer 2. bigger 3. fatter/faster
 4. thinner 5. interesting 6. taller

Page 47

- D. Grace and Tom were near the river.
 There were two rabbits near the river.
 A frog was on a big leaf.
 A fish was swimming in the river.

SECTION 2**READING IN ENGLISH****UNIT 1****Page 50**

- A. 2. save 3. plant trees 4. clean
 5. outside 6. eat 7. each country

Page 51

- B. 1. a penguin 2. a duck 3. a panda
 4. a butterfly 5. a kangaroo
 6. an elephant 7. a hippo 8. a giraffe

UNIT 2**Page 52**

- A. 2. clean 3. look after / feed
 4. try to help
 5. T-shirts / bags / posters / notebooks

Page 53

- B. 2. My 3. in 4. because/as
 5. much
- C. 1. a factory 2. a hotel
 3. a police station
 4. a post office 5. a skyscraper
 6. a university 7. a hospital
- D. 1. an airport 2. a police station
 3. a post office 4. a skyscraper
 5. a university 6. a hospital
 7. a hotel 8. a factory

UNIT 3**Page 54**

- A. 2. to make 3. enjoy eating
 4. competitions 5. bring

Page 55

- B. 1. an onion 2. a pineapple
 3. a carrot 4. a pepper
 5. a coconut 6. a watermelon
 7. a banana
- C. 1. a carrot 2. a watermelon
 3. an onion 4. a banana
 5. a pineapple 6. a tomato
 7. a coconut 8. a pepper

UNIT 4**Page 56**

- A. 2. forget 3. careful
 4. music concerts
 5. musical instrument 6. together

Page 57

- B. 2. write 3. prizes 4. dresses
 5. age 6. poor
- C. 1. a teacher 2. a pilot
 3. an actor 4. a journalist
 5. a mechanic 6. a nurse
 7. a waiter

UNIT 5**Page 58**

- A. 2. try to find 3. mum or a dad
4. they feel 5. classmates

Page 59

- B. 2. thought 3. costumes 4. group
5. started to laugh 6. a story about
7. strange 8. planet 9. angry
10. work

UNIT 6**Page 60**

- A. 2. arrived 3. cleaned
4. same bedroom
5. big paintings
6. zoo 7. the guitar

Page 61

- B. 1. a skirt 2. a coat 3. trousers
4. socks 5. gloves 6. a scarf
7. a hat 8. trainers
C. 1. a scarf 2. gloves 3. socks
4. trousers 5. a coat 6. a skirt
7. a swimsuit 8. trainers 9. a hat

UNIT 7**Page 62**

- A. 2. lie 3. tall and thin 4. moustache
5. any information

Page 63

- B. 2. thin 3. pretty 4. blue 5. skirt
6. handbag 7. curly 8. T-shirt
9. short 10. boots 11. head
12. fatter 13. shirt 14. dark
15. youngest 16. sweater
17. shorts 18. brown 19. old
20. grey 21. light-blue 22. trousers
23. glasses 24. wife 25. necklace
26. red

UNIT 8**Page 64**

- A. 2. naughty 3. hides in her room
4. businessman 5. talking
6. best friend/dog

Page 65

- B. 1. quiet 2. busy 3. beautiful
4. brilliant 5. ill 6. funny
7. ugly 8. special 9. friendly
10. important

- C. quiet - naughty tall - short
fat - thin heavy - light
first - last clever - silly
rich - poor happy - sad
D. afraid - frightened, excited - happy,
ill - sick, terrible - horrible

UNIT 9**Page 66**

- A. 2. break 3. ill 4. sunglasses
5. arms (and)/legs 6. sad

Page 67

- B. 1. a snowman 2. storm
3. an umbrella 4. temperature
5. wind 6. sun 7. fog
C. 2. an umbrella 3. rain
4. a snowman 5. sun 6. storm
7. wind 8. temperature

UNIT 10**Page 68**

- A. 2. two magazines 3. in front
4. old wall 5. swimming
6. museums 7. stay

Page 69

- B. 2. played 3. it 4. too 5. of
6. worst 7. stay 8. somewhere
9. many

UNIT 11**Page 70**

- A. 2. believe 3. tired 4. talk
5. different

Page 71

- B. 1. baseball 2. tennis 3. swimming
4. skateboarding 5. skiing
6. golf 7. basketball
C. 1. tennis 2. baseball
3. football 4. basketball
5. golf 6. skiing
7. skateboarding
8. swimming

UNIT 12**Page 72**

- A. 2. ten o'clock 3. watch
4. homework 5. shout

Page 73

- B. 1. H 2. A 3. F 4. C 5. G

UNIT 13**Page 74**

- A. 2. glass of orange juice
3. history and maths
4. sports centre
5. basketball 6. to the cinema

Page 75

- B. 2. A 3. F 4. H 5. G
6. E 7. D 8. C
C. 1. mat 2. laptop 3. pool
4. lamp 5. entrance

UNIT 14**Page 76**

- A. 2. butterflies 3. tennis
4. snowboarding 5. oranges

Page 77

- B. 1. an ambulance 2. a nurse
3. a bandage 4. medicine
5. temperature
C. 1. a bandage 2. a dentist
3. an ambulance 4. a nurse
5. medicine 6. temperature

UNIT 15**Page 78**

- A. 2. plane/air 3. restaurant
4. shopping 5. scary

Page 79

- B. 1. G 2. B 3. H 4. F 5. D

PRACTICE TESTS


TEST 1

LISTENING

PART 1 (5 marks) (page 82)

Lines should be drawn between:

1. Harry and the boy looking at the girl.
2. Kim and the sad girl who is holding a doll.
3. Lucy and the girl who is hiding behind a tree.
4. Sally and the girl with blonde hair, whispering to her friend.
5. Frank and the boy who is crying.



PART 2 (5 marks) (page 83)

1. 5.30
2. post office
3. Flower
4. painting
5. 530012

PART 3 (5 marks) (page 84)

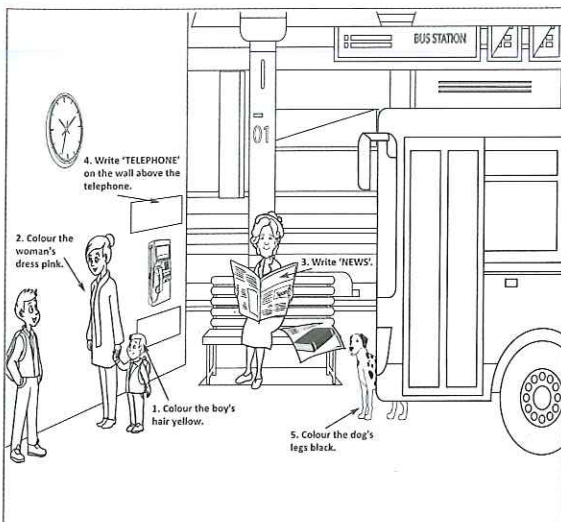
1. Jim - E - fishing book
2. Mary - D - sandwich
3. Anna - C - lemon juice
4. Mrs William - B - dictionaries
5. Mr William - G - diary

PART 4 (5 marks) (pages 86-87)

1. C
2. A
3. B
4. A
5. C

PART 5 (5 marks) (page 88)

1. Colour the boy's hair - yellow.
2. Colour the woman's dress - pink.
3. Write 'NEWS' on the magazine.
4. Write 'TELEPHONE' on the wall above the telephone.
5. Colour the dog's legs - black.



READING & WRITING

PART 1 (10 marks) (page 89)

1. an ambulance
2. gloves
3. countryside
4. alphabet
5. an octopus
6. a waiter
7. shampoo
8. a bookcase
9. breakfast
10. maths

PART 2 (5 marks) (page 90)

1. E
2. A
3. C
4. G
5. F

PART 3 (6 marks) (pages 92-93)

1. rucksacks
2. hungry
3. find
4. called
5. friendly
6. A happy end

PART 4 (10 marks) (page 94)

1. ago
2. do
3. there
4. can
5. also
6. quickly
7. or
8. them
9. will
10. No-one

PART 5 (7 marks) (page 97)

1. sunny
2. catch
3. lunch
4. (very) excited
5. to see
6. at the bottom
7. restaurant

PART 6 (5 marks) (page 98)

1. from
2. it
3. go
4. me
5. next/this

PART 7 (15 marks) (page 99)

e.g. A dog is looking out of the window. There is a boy who is walking in the park. The boy who is carrying a rucksack comes inside the house. The dog is very happy to see him. Now the boy and the dog are playing with a ball in the park. They both look very happy.

TEST 2

LISTENING

PART 1 (5 marks) (page 106)

Lines should be drawn between:

1. Sophia and the girl with brown hair, looking at the dinosaur.
2. William and the boy who is wearing a blue cap and standing next to a girl.
3. Sarah and the girl who is wearing a blue skirt and jacket.
4. George and the boy who is wearing glasses and looking at a boat.
5. Emma and the girl in front of the astronaut.



PART 2 (5 marks) (page 107)

1. T-shirt
2. gym
3. purple
4. 3/three
5. 512009

PART 3 (5 marks) (page 108)


1. Richard - H - riding his bicycle
2. Betty - D - reading books
3. Kim - E - playing the piano
4. Mrs Brown - G - painting
5. Mr Brown - C - watching films at home

PART 4 (5 marks) (pages 110-111)

1. C, 2. C, 3. A, 4. B, 5. A

PART 5 (5 marks) (page 112)

1. Colour the dress of the waitress who is holding a cup - green.
2. Write 'APRIL' on the window above the word 'Café'.
3. Colour the policeman's hat - blue.
4. Write 'NEWS' across the front page of the newspaper.
5. Colour the bird on the table - red.

**READING & WRITING****PART 1 (10 marks) (page 113)**

1. a calendar
2. cereal
3. a doctor
4. a restaurant
5. money
6. an engineer
7. a hotel
8. a cooker
9. volleyball
10. an ambulance

PART 2 (5 marks) (page 114)

1. G
2. C
3. E
4. H
5. F

PART 3 (6 marks) (pages 116-117)

1. invited
2. biscuits
3. ready
4. noise
5. saw
6. Grace's birthday surprise

PART 4 (10 marks) (page 118)

1. Many
2. around
3. very
4. out
5. well
6. find
7. for
8. their
9. there
10. so

PART 5 (7 marks) (page 121)

1. Friday
2. sweet shop
3. nurse
4. five minutes
5. make a cake
6. bus
7. (much) better

PART 6 (5 marks) (page 122)

1. because/as/since
2. last
3. me
4. than
5. is

PART 7 (15 marks) (page 123)

e.g. One day, a boy and his father were walking in the park and saw a dog that couldn't walk. The boy saw that the dog had a problem with his leg. They took the dog to the doctor who put a bandage on the dog's leg. Then the child took the dog in his arms. The dog was feeling better and the boy was very happy.

A

above prep
address n
afraid adj
after prep
age n
all adj + adv + det + pron
all right adj + adv
along prep
always adv
another det + pron
any det + pron
app n
around prep
asleep adj
at prep of time
aunt n
awake adj

B

back adj + adv + n
bad adj
badly adv
balcony n
band (music) n
basement n
bat n
be called v
beard n
because conj
before prep
below prep
best adj + adv
better adj + adv
blanket n
blond(e) adj
boring adj
both det + pron
bottle n
bottom adj + n
bowl n
brave adj
break n
brilliant adj
Brilliant! excl
bring v
build v
building n
bus station n
bus stop n
busy adj
buy v
by prep

C

café n
cage n
call v
car park n
careful adj
carefully adv
carry v
catch v
CD n
centre n (US center)
Clare n
change v

Charlie n
cheese n
cinema n
circle n
circus n
city n
city/town centre n (US center)
clever adj
climb v
cloud n
cloudy adj
clown n
coat n
coffee n
cold adj + n
Come on! excl
comic n
comic book n
cook n + v
cough n
could v (past of can for ability)
country n
countryside n
cry v
cup n
curly adj

D

Daisy n
dance n + v
dangerous adj
daughter n
dentist n
difference n
different adj
difficult adj
doctor n
dolphin n
down adv + prep
downstairs adv + n
dream n + v
dress up v
drive n
driver n
drop v
dry adj + v
DVD n

E

earache n
easy adj
e-book n
elevator n (UK lift)
email n + v
every det
everyone pron
everything pron
exciting adj
excuse me dis

F

fair adj
fall v
famous adj
farm n
farmer n

fat adj
feed v
field n
film n (US movie) + v
film (US movie) star n
fine adj + excl
first adj + adv
fish v
fix v
floor n (1st floor)
fly n
forest n
Fred n
Friday n
frightened adj
funfair n

G

get dressed v
get off v
get on v
get undressed v
get up v
glass n
go shopping v
goal n
granddaughter n
grandparent n
grandson n
grass n
ground n
grow v
grown-up n

H

have (got) to v
headache n
helmet n
help v
hide v
holiday n
homework n
hop v
hospital n
hot adj
how adv
how much adv + int
how often adv + int
huge adj
hundred n
hungry adj
hurt v

I

ice n
ice skates n
ice skating n
idea n
ill adj
inside adv + n
internet n
into prep
invite v
island n

J

Jack n
Jane n

Jim n
Julia n
jungle n

K

kangaroo n
kick n
kind n
kitten n

L

lake n
laptop n
last adj + adv
laugh n + v
leaf/leaves n
library n
lift n (US elevator)
Lily n
lion n
little adj
look for v
lose v
loud adj
loudly adv

M

machine n
map n
market n
Mary n
matter n
mean v
message n
milkshake n
mistake n
model n
Monday n
moon n
more adv + det + pron
most adv + det + pron
mountain n
moustache n
move v
movie n (UK film)
must v

N

naughty adj
near adv + prep
neck n
need v
net n
never adv
noise n
noodles n
nothing pron
nurse n

O

o'clock adv
off adv + prep
often adv
on adv + prep of time
only adv
opposite prep
out adv
out of prep
outside adv + n + prep

P

pair n
pancake n
panda n
parent n
parrot n
party n
pasta n
Paul n
penguin n
Peter n
picnic n
pirate n
place n
plant n + v
plate n
player n
pool n
pop star n
practice n
practise v
present n
pretty adj
puppy n
put on v

Q

quick adj
quickly adv
quiet adj
quietly adv

R

rabbit n
rain n + v
rainbow n
ride n
river n
road n
rock n
roller skates n
roller skating n
roof n
round adj + adv + prep

S

safe adj
sail n + v
salad n
Sally n
sandwich n
Saturday n
sauce n
scarf n
score v
seat n
second adj + adv
send v
shall v
shape n
shark n
shop v
shopping n
shopping centre n (US center)
shoulder n
shout v
shower n

sick adj
skate n + v
skip v
sky n
slow adj
slowly adv
snail n
snow n + v
someone pron
something pron
sometimes adv
son n
soup n
sports centre n (US center)
square adj + n
stair(s) n
star n
station n
stomach n
stomach-ache n
straight adj
strong adj
Sunday n
sunny adj
supermarket n
surprised adj
sweater n
sweet adj
swim n
swimming pool n
swimsuit n

T

take v
take off v (get undressed)
tall adj
tea n
teach v
temperature n
terrible adj
text n + v
than conj + prep
then adv
thin adj
think v
third adj + adv
thirsty adj
Thursday n
ticket n
tired adj
tooth/teeth n
toothache n
toothbrush n
toothpaste n
top adj + n
towel n
town n
town/city centre n (US center)
tractor n
travel v
treasure n
trip n
Tuesday n

U

uncle n
up adv + prep
upstairs adv + n

V

vegetable n
Vicky n
video n + v
village n

W

wait v
wake (up) v
walk n
wash n + v
water v
waterfall n
wave n
weak adj
weather n
website n
Wednesday n
week n
weekend n
well adj + adv
wet adj
whale n
when adv + conj + int
where pron
which pron
who pron
why int
wind n
windy adj
work n + v
world n
worse adj + adv
worst adj + adv
would v
wrong adj

Y

yesterday adv + n

Z

Zoe n

Numbers

understand & write
numbers 21–100
ordinals 1st–20th

Names

Clare
Charlie
Daisy
Fred
Jack
Jane
Jim
Julia
Lily
Mary
Paul
Peter
Sally
Vicky
Zoe

Abbreviations:

adj adjective
adv adverb
conj conjunction
det determiner
dis discourse marker
excl exclamation
int interrogative
n noun
prep preposition
pron pronoun
v verb

i-Fly

For revised exam from 2018
Reading, Grammar & Vocabulary fun activities
for the Cambridge English Qualifications: A2 Flyers exam
and 2 complete practice tests
Audio Scripts & Answer Key

Andrew Betsis - Lawrence Mamas

Chịu trách nhiệm xuất bản
Giám đốc - Tổng Biên tập
Đinh Thị Thanh Thủy

Biên tập Nguyễn Văn Sương
Trình bày sách Công ty Nhân Trí Việt
Sửa bản in Nguyễn Nguyễn

NHÀ XUẤT BẢN TỔNG HỢP THÀNH PHỐ HỒ CHÍ MINH

62 Nguyễn Thị Minh Khai - Q.1 - TP.HCM

☎ 38225340 - 38296764 - 38247225 Fax: 38222726

E-mail: tonghop@nxbhcm.com.vn Sách online: www.nxbhcm.com.vn

Ebook: www.sachweb.vn

Thực hiện liên kết:

Công ty TNHH Nhân Trí Việt


83^B Trần Đình Xu, P. Nguyễn Cư Trinh, Quận 1

Thành phố Hồ Chí Minh

☎ 38379344 Fax: 38302417

www.nhantriviet.com

Grammar Learning Curve NGŨ PHÁP TIẾNG ANH



Bộ sách này bao gồm bốn quyển được chia thành hai cấp độ: sơ cấp và trung cấp. Sách thích hợp để làm giáo trình dạy trên lớp đồng thời cũng rất hữu dụng cho người có nhu cầu tự học. Các đặc điểm của bộ sách:

1 Đầy đủ kiến thức

Bộ sách cung cấp kiến thức ngữ pháp từ cơ bản đến nâng cao, đáp ứng nhu cầu của cả người mới học lẫn người cần củng cố và nắm vững ngữ pháp tiếng Anh.

2 Hình thức trình bày bắt mắt, lời giải thích ngắn gọn

Mỗi bài học gồm hai trang. Trang bên trái là các điểm ngữ pháp trọng tâm được giải thích ngắn gọn theo kiểu liệt kê và đóng khung. Trang bên phải là phần luyện tập giúp bạn kiểm tra ngay mức độ tiếp thu kiến thức của mình.

3 Ảnh màu minh họa

Với rất nhiều ảnh màu minh họa xuyên suốt bộ sách, bạn sẽ cảm thấy học ngữ pháp thật nhẹ nhàng và thú vị.

4 Ví dụ thiết thực, gắn gũi với cuộc sống

Tất cả những ví dụ trong sách đều bám sát các chủ điểm ngữ pháp và gắn gũi với cuộc sống thường ngày nên bạn sẽ hiểu nhanh và nhớ lâu kiến thức vừa học.

5 Vô số bài tập

Các bài tập được thiết kế đa dạng như điền thành phần còn thiếu vào chỗ trống, chuyển đổi câu, chọn câu trả lời đúng, hội thoại... giúp bạn vận dụng kiến thức linh hoạt vào thực tế.

Cambridge English: **STARTERS** – **MOVERS** – **FLYERS**

Reading, Grammar & Vocabulary fun activities for the Cambridge English Qualifications




- ★ Vocabulary and Grammar exercises that help students practise using the language needed for each level
- ★ Various topics with Reading Comprehension activities and FUN Vocabulary exercises
- ★ Extra practice tests for the Cambridge English Qualifications: **Pre A1 Starters**, **A1 Movers** & **A2 Flyers**

Succeed in Cambridge English: 8 Practice Tests

- ★ **8** complete Practice Tests
- ★ The accompanied **Audio Scripts & Answers booklet** includes information about the **marking scheme**, the **answers** to all the exercises, the **vocabulary list**, examples of the type of interaction expected in the **Speaking section** and the **Audio Scripts**.
- ★ The **CD** includes the audio files for the Listening section for all 8 tests, as well as the complimentary **interactive edition of two tests** (cross-platform compatible).



Cambridge English Qualifications: 3 Practice Tests



- ★ **3** complete Practice Tests
- ★ Content fully updated for the 2018 revised examination
- ★ Ideas for fun activities to help motivate and prepare young learners for test day, available online
- ★ Free audio for the Listening papers, plus model answers for the Speaking papers available online

Phát hành tại
Nhà sách MINH TÂM
286^B An Dương Vương P4 Q5 TP. Hồ Chí Minh
☎ 38353608 – 38354845 Fax 38302417
Email: minhnam@nhantriviet.com
Website: www.nhasachminhtam.com

Quét mã QR
để nghe file MP3




www.nhantriviet.com/MP3-IFLY

Giá: 198.000đ
(bao gồm hai quyển: i-Fly,
Audio Scripts & Answer Key và đĩa MP3)

ISBN: 978-604-58-8244-3



9 786045 882443