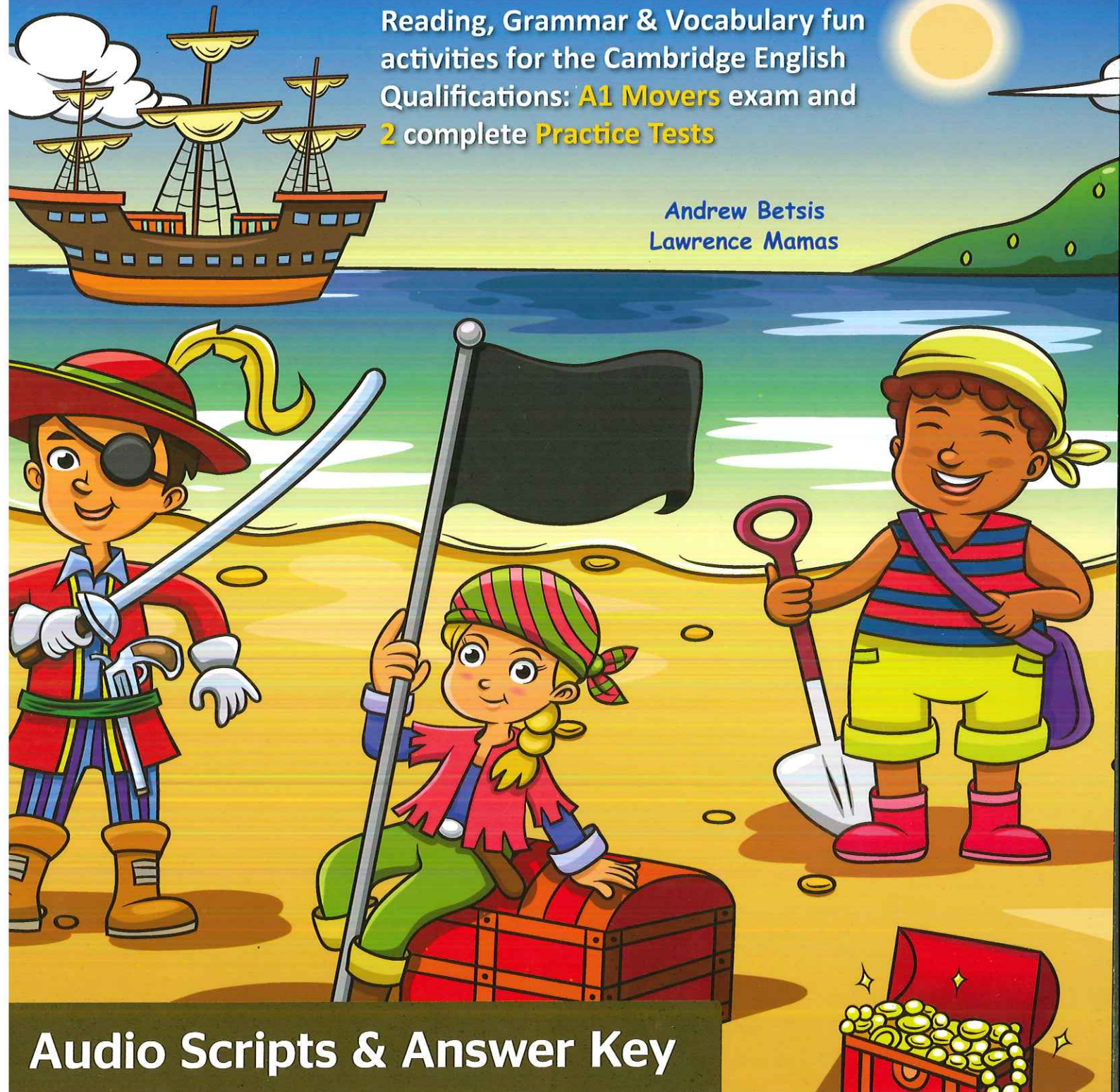


i-Move

For revised exam
from 2018

Reading, Grammar & Vocabulary fun
activities for the Cambridge English
Qualifications: **A1 Movers** exam and
2 complete Practice Tests

Andrew Betsis
Lawrence Mamas



Audio Scripts & Answer Key

NTV

Công ty TNHH
Nhân Trí Việt




NHÀ XUẤT BẢN TỔNG HỢP
THÀNH PHỐ HỒ CHÍ MINH

i-Move

For revised exam
from 2018

Reading, Grammar & Vocabulary fun
activities for the Cambridge English
Qualifications: A1 Movers exam and
2 complete Practice Tests

Andrew Betsis
Lawrence Mamas



Audio Scripts & Answer Key

NTV

Công ty TNHH
Nhân Trí Việt



NHÀ XUẤT BẢN TỔNG HỢP
THÀNH PHỐ HỒ CHÍ MINH

i-Move – Audio Scripts & Answer Key

Copyright © 2018 by Global ELT Ltd.

Vietnam's edition © 2018 by Nhan Tri Viet Co., Ltd.

This edition is published in Vietnam under a license Agreement between Global ELT Limited, UK and Nhan Tri Viet Co., Ltd., Vietnam.

All rights reserved. No part of this publication may be reproduced, stored in a retrieval system, or transmitted, in any form or by any means, electronic, mechanical, photocopying, recording, or otherwise, without the prior written permission of the copyright owner.

AUDIO SCRIPTS

R = Rubric

Wm = Woman

TEST 1

Hello. This is the i-Move, Cambridge English Movers, Listening Test 1.

PART 1

Look at Part 1. Now look at the picture.

Listen and look. There is one example. PAUSE 00'03"

Man: Hello. Are you having a party?

Girl: Yes, we are. It's my sister's birthday.

Man: Oh. Is that your sister who is opening the present?

Girl: Yes. That's Daisy! She's fourteen today!

Man: Is she older than you?

Girl: Yes, I'm twelve.

PAUSE 00'03"

Can you see the line? This is an example.
Now you listen and draw lines. PAUSE 00'03"
[REPEAT FROM HERE]

R One

Man: That tall boy dances very well!

Girl: Yes. He's my brother. He's wearing white shorts.

Man: What's his name?

Girl: He's called Fred. He loves dancing!

Man: Yes. He's enjoying the music a lot!

PAUSE 00'05"

R Two

Girl: I have another sister, too.

Man: Who is it? Is she blonde, too?

Girl: Yes. She has curly hair.

Man: Is that your sister who's wearing red clothes?

Girl: Yes. That's her. Her name's Sally.

PAUSE 00'05"

R Three

Man: Who's the woman who is holding the birthday cake?

Girl: That's our mum. She makes fantastic cakes.

Man: What's her name?

Girl: Her name's Mary.

Man: Mary's wearing a nice green skirt.

Girl: Yes. My mum always wears nice clothes.

PAUSE 00'05"

R Four

Man: This is a great party!

Girl: Would you like to drink something?

Man: Thank you. Is there any orange juice?

Girl: Yes. Look at my dad. He's holding two bottles of juice.

Man: What's his name?

Girl: My dad's called Paul.

PAUSE 00'05"

R Five

Man: Look outside! Some more children are coming.

Girl: Yes. They are all our friends.

Man: Who's the girl with the blue scarf and black hair?

Girl: Oh. She's my cousin. Her name's Vicky.

Man: Let's go and open the door.

PAUSE 00'05"

R Now listen to Part 1 again. PAUSE 00'03"
[REPEAT PART 1 WITH ONLY 00'03" PAUSES]
That is the end of Part 1. PAUSE 00'05"

PART 2

Listen and look. There is one example. PAUSE 00'03"

Wm: Where did you go with your class today, Jim?

Boy: We went to the sea.

Wm: When did you go there?

Boy: We went in the morning.

Wm: In the morning? Was it nice?

Boy: Yes, it was.

PAUSE 00'03"

Can you see the answer? Now you listen and write.
PAUSE 00'03" [REPEAT FROM HERE]

R One

Wm: What did you do there?

Boy: Well, first we drew pictures.

Wm: What did you draw?

Boy: I drew a big bird. It was beautiful.

PAUSE 00'08"

R Two

Wm: Did you see any fish?

Boy: Yes, lots of little yellow fish.

Wm: Did you see any big fish?

Boy: Yes. The biggest fish was red and green.

PAUSE 00'08"

R Three

Wm: What was the weather like?

Boy: It was sunny.

Wm: Did you wear a hat?

Boy: Yes, I did.

PAUSE 00'08"

R Four

Wm: Did you eat anything?

Boy: Yes. I ate some fruit.

Wm: Oh. Apples?

Boy: No, bananas. Bananas are my favourite fruit.

Wm: I like pineapple best.

PAUSE 00'08"

R Five

Wm: What did you do after that?

Boy: We went to the park.

Wm: The park? What did you do there?

Boy: We played football with our teacher.

Wm: Which teacher?

Boy: Mr. Green!

PAUSE 00'08"

R Now listen to Part 2 again. PAUSE 00'03"
[REPEAT PART 2 WITH ONLY 00'05" PAUSES]
That is the end of Part 2. PAUSE 00'05"

PART 3

Listen and look. There is one example. PAUSE 00'03"

Grace is telling her mum about her classmates and the presents they gave to their teacher, Miss Lily, for her birthday.
What present did each of Grace's classmates give to Miss Lily?
PAUSE 00'03"

Wm: Did Miss Lily like her birthday cake that I made for her?

Girl: I'm sorry, Mum. I ate that cake!

Wm: Oh, Grace!

Girl: But I brought her some flowers which she liked a lot!

PAUSE 00'03"

R Can you see the letter C? Now you listen and write a letter in each box. PAUSE 00'03"
[REPEAT FROM HERE]

Girl: Miss Lily got lots of presents!

Wm: Which present do you think she liked best?

Girl: Ann's present. She gave Miss Lily a drawing.

Wm: A drawing?

Girl: Yes. At first she wanted to buy her a box of chocolate but Miss Lily doesn't like chocolate.

PAUSE 00'03"

Wm: Did Charlie give Miss Lily a book?
 Girl: I know he loves reading books but he gave her a DVD.
 He says that Miss Lily likes films.
 Wm: Brilliant!
 Wm: What present did May give to Miss Lily?
 Girl: She got her a pet fish.
 Wm: Does Miss Lily like animals?
 Girl: Yes. She has many pets in her house. Sometimes she shows us photos of her pets.
PAUSE 00'03"

Wm: What about Betty? What did she give to Miss Lily?
 Girl: Betty loves teddy bears. She has many teddy bears in her bedroom.
 Wm: So did she give Miss Lily a teddy bear?
 Girl: Yes, she did.
 Wm: Oh, what a nice present!
PAUSE 00'03"

Wm: Did your friend Pat bring something nice for Miss Lily?
 Girl: She gave her a small mirror to put in her bag.
 Wm: What a clever idea!
PAUSE 00'03"

R Now listen to Part 3 again. PAUSE 00'03"
[REPEAT PART 3]
That is the end of Part 3. PAUSE 00'05"

PART 4

Look at the pictures. Listen and look. There is one example.
PAUSE 00'03"

R Which book did Nick read? PAUSE 00'03"

Boy: I read a great book last week, Vicky.
 Girl: Well done, Nick. What was it about? Was it about animals?
 Boy: No. It was about pirates.
 Girl: I don't like those stories. I like comic books.
PAUSE 00'03"

R Can you see the tick? Now you listen and tick the box. PAUSE 00'03"
[REPEAT FROM HERE]

R One. Where did Fred find the shell? PAUSE 00'03"

Man: This shell's beautiful, Fred. Where did you find it? On the beach?
 Boy: No, not on the beach.
 Man: So where? Sometimes you can find shells near waterfalls.
 Boy: Yeah. But I found this one in a different place. In a big forest. Isn't that great?
 Man: Wow! I'm surprised.
PAUSE 00'03"

R Two. What animal does Bill have? PAUSE 00'03"

Boy: I saw your cousin Bill in the park. Where does he live?
 Girl: He lives in the village with his parents.
 Boy: Does he have pets in his house? I saw a dog with him yesterday.
 Girl: Yes. He has a dog.
 Boy: Does he have a cat or a bird, too?
 Girl: No.
PAUSE 00'03"

R Three. What's Jill doing now? PAUSE 00'03"

Wm: Is Jill getting dressed? We must go.
 Man: She's eating her breakfast.
 Wm: Oh, that's good.
 Man: Yes. I woke her up when you were in the bathroom.
PAUSE 00'03"

R Four. What does Jack like eating best? PAUSE 00'03"

Man: Hi, Sally. What do we have for dinner tonight?
 Wm: We have chicken, Jack. I made some salad, too.
 Man: Mmm. I like chicken. But I don't want to eat salad.
 Wm: What do you want then? Rice?
 Man: Yes. Chicken with rice is my favourite food.
PAUSE 00'03"

R Five. What sport did Mary get a cup for? PAUSE 00'03"

Girl: Mum, Mary got a cup today, for sport.
 Wm: Did she? She's very good at swimming. Was it for that?
 Girl: No, it was for tennis.
 Wm: That's great.
 Girl: Yes. And I got a cup for the long jump, too.
 Wm: Well done, Sue!
PAUSE 00'03"

R Now listen to Part 4 again. PAUSE 00'03"
[REPEAT PART 4 BUT WITH NO PAUSE AFTER THE QUESTION; ONLY A PAUSE OF 00'03" AFTER THE DIALOGUE]
That is the end of Part 4. PAUSE 00'05"

PART 5

Look at the picture. Listen and look.
 There is one example. **PAUSE 00'03"**

Man: Can you see the girls?
 Girl: Yes, I can. They're under the tree.
 Man: That's right. Look at the girl with straight hair.
 Girl: Her hair is very long.
 Man: Yes. Colour it brown.
 Girl: OK.
PAUSE 00'03"

R Can you see the girl's hair? This is an example. Now you listen and colour and write. PAUSE 00'03" **[REPEAT FROM HERE]**

R One

Man: Now, do you want to colour something?
 Girl: Yes, please. There's a big house in the picture.
 Can I colour the door?
 Man: What colour?
 Girl: I'd like to colour it blue.
 Man: OK. Colour the door blue.
PAUSE 00'15"

R Two

Man: Now, would you like to write something?
 Girl: What? A word?
 Man: Yes. Look at the picture. Can you see the clouds in the sky?
 Girl: Yes.
 Man: Can you write the word 'cloud' on the cloud above the tree?
 Girl: OK. I'm doing that now.
PAUSE 00'15"

R Three

Man: OK. Can you see the kitten?
 Girl: The one under the table?
 Man: Yes. That's right. Can you colour it orange?
 Girl: Yes. I like orange kittens.
PAUSE 00'15"

R Four

Man: Can you see the dogs?
 Girl: Yes. They are playing with a ball.
 Man: Right. Can you colour the ball yellow?
 Girl: Yes. I'm colouring the ball yellow. Yellow's my favourite colour.
PAUSE 00'15"

R Five

Man: One last one. What do you want to colour?
 Girl: I don't know. I'd like to colour the spider.
 Man: OK. Colour it red. Red is a nice colour.
 Girl: OK. I like it, too.
 Man: The picture is fantastic now.
PAUSE 00'15"

R Now listen to Part 5 again. PAUSE 00'03"
[REPEAT PART 5 WITH ONLY 00'10" PAUSES]
That is the end of the i-Move Listening Test 1.

TEST 2

Hello. This is the i-Move, Cambridge English Movers, Listening Test 2.

PART 1

Look at Part 1. Now look at the picture. Listen and look. There is one example. PAUSE 00'03"

Boy: Mum, look! There's my friend, Peter!
Wm: Is he the little boy who's reading a book?
Boy: No, that's not him. Peter's playing by the toy house.
Wm: Oh yes, I can see him now. He's wearing a grey and blue baseball cap.
PAUSE 00'03"

R Can you see the line? This is an example. Now you listen and draw lines. PAUSE 00'03"
[REPEAT FROM HERE]

R One
Wm: Who's the girl who is reading a book?
Boy: Do you mean the one who is reading a green book?
Wm: No. I mean the girl with blonde hair who's reading a book on the ground.
Boy: That's Lily. Lily loves books.
PAUSE 00'05"

R Two
Wm: That girl is very happy!
Boy: Which girl?
Wm: The one who's standing on the roof of the toy house.
Boy: Oh, that's Vicky. She loves climbing!
Wm: Oh! She must be careful! I don't want her to fall!
Boy: Don't worry. She's OK, Mum.
PAUSE 00'05"

R Three
Wm: Wow! What a nice kite! Who's the boy who's flying the kite?
Boy: Ah, that's Fred. Flying a kite is his favourite hobby.
Wm: I like its colours. Yellow and purple are my favourite colours.
Boy: I like yellow, but I don't like purple.
PAUSE 00'05"

R Four
Wm: And who is the little girl who's smiling?
Boy: The girl that is near the tree?
Wm: Yes. She's wearing a purple dress.
Boy: That's Jane. She's my classmate.
PAUSE 00'05"

R Five
Wm: Who's the boy that is reading a red book?
Boy: Is he between the two girls that are reading, too?
Wm: Yes. That's right.
Boy: Oh, that's Ben. He and the two girls are the best students in class.
Wm: Well done!
PAUSE 00'05"

R Now listen to Part 1 again. PAUSE 00'03"
[REPEAT PART 1 WITH ONLY 00'03" PAUSES]
That is the end of Part 1. PAUSE 00'05"

PART 2

Listen and look. There is one example. PAUSE 00'03"

Wm: Come quickly, Paul. The bus is coming.
Boy: Great, Mum. It's exciting going to the cinema.
Wm: Yes. And I love going by bus.
Boy: Me too.
PAUSE 00'03"

R Can you see the answer? Now you listen and write. PAUSE 00'03" [REPEAT FROM HERE]

R One

Boy: Is the cinema at the town centre, Mum?
Wm: That's right. It's next to a big supermarket.
Boy: Next to a supermarket?
Wm: Yes. Would you like to buy something before the film?
Boy: Yes, Mum. Thank you.
PAUSE 00'08"

R Two

Wm: What do you want to buy from the supermarket, Paul?
Boy: I want some sweets, Mum.
Wm: OK. And do you want to take something to drink?
Boy: Yes. I'd like some lemonade.
PAUSE 00'08"

R Three

Boy: Are there many people at the cinema?
Wm: It says in this book that there are 93 seats.
Boy: 93 seats?
Wm: Yes. So, no more than 93 people can come to this cinema.
PAUSE 00'08"

R Four

Boy: What's the name of the film?
Wm: Funny Penguins.
Boy: Funny what?
Wm: Penguins. That's P-E-N-G-U-I-N-S.
Boy: OK.
PAUSE 00'08"

R Five

Boy: Can we go to Grandma's house after the film, Mum?
Wm: No, not today. We can go on Friday after school.
Boy: Fantastic.
PAUSE 00'08"

R Now listen to Part 2 again. PAUSE 00'03"
[REPEAT PART 2 WITH ONLY 00'05" PAUSES]
That is the end of Part 2. PAUSE 00'05"

PART 3

Listen and look. There is one example. PAUSE 00'03"

R Alex is telling his dad about his school trip last year. What did each of his friends buy to take home? PAUSE 00'03"

Man: This is nice, Alex. Was it a present?
Boy: Oh, the ship in a bottle? I bought it on my school trip last year.

Man: How did they put the ship in the bottle?
Boy: I don't know. But I think it's great!
PAUSE 00'03"

R Can you see the letter G? Now you listen and write a letter in each box. PAUSE 00'03"
[REPEAT FROM HERE]

Man: Did everyone in your class buy something to take home?
Boy: Yes, everyone did. But some children got boring things. Daisy got a scarf because it was cold.

Man: Did she get a hat, too?
Boy: No, she doesn't like wearing hats.
PAUSE 00'03"

Man: Who bought the best thing?
Boy: Oh, that was my friend, Hugo. He bought something to read.

Man: But Hugo doesn't like reading books!
Boy: I know. He bought some comic books!
PAUSE 00'03"

Man: What did your friend, Jim, buy?
Boy: I told him to buy a camera because he likes taking photos.
Man: And did he buy it?

Boy: Well, at first, he didn't want to buy. But then he bought the camera because the one he had was very old.
PAUSE 00'03"

Man: Did your friend Clare buy something to wear? I know she loves clothes!

Boy: Yes, you're right!

Man: Did she buy a nice dress?

Boy: No. She has many dresses! She bought some nice shoes.
PAUSE 00'03"

Man: What did Ben buy?

Boy: He bought a teddy bear for our teacher. Ben wanted to thank her because she came with us on the trip.

Man: Great idea! Better than giving her flowers. Most people give flowers to thank someone for something.

Boy: Yes. She was very surprised.

PAUSE 00'03"

R Now listen to Part 3 again. PAUSE 00'03" [REPEAT PART 3]
That is the end of Part 3. PAUSE 00'05"

PART 4

Look at the pictures. Listen and look.
There is one example. PAUSE 00'03"

R What film does Matt want to see?
PAUSE 00'03"

Boy: Can we go to the cinema this afternoon?

Girl: OK. Well, there are 3 films on today. There's one about robot and there's a scary film about a huge sea animal.

Boy: What's the third film about?

Girl: It's about a famous football player.

Boy: Oh, let's see that, then!

PAUSE 00'03"

R Can you see the tick? Now you listen and tick the box.
PAUSE 00'03" [REPEAT FROM HERE]

R One. What does May want to eat?
PAUSE 00'03"

Wm: What do you want to eat, May?

Girl: Oh. This place has lots of nice things to eat. There's fish and chips, meatballs and noodles! This is my favourite.

Wm: So, do you want noodles, then?

Girl: No. I ate noodles yesterday. I'd like fish and chips, please!

Wm: OK then!

PAUSE 00'03"

R Two. What was Anna's favourite birthday present?
PAUSE 00'03"

Man: That's a nice guitar, Anna.

Girl: Yes. I got it for my birthday.

Man: Is that your favourite present? Or you like this new dress better?

Girl: I like both a lot, but I like my bike best.

Man: Yes, it's very nice.

PAUSE 00'03"

R Three. What was the weather like on Tom's holiday?
PAUSE 00'03"

Wm: Those are nice photos, Tom!

Boy: Yes. I took these photos when I was on holiday!

Wm: You're wearing shorts and a T-shirt. Was it very hot?

Boy: No, it was very cold. But my mum took this photo inside our room!

Wm: Did it rain?

Boy: No, it was cloudy and cold!

PAUSE 00'03"

R Four. What does Ben want to do?
PAUSE 00'03"

Girl: Ben! Stop playing games on your computer!

Boy: OK. These games are boring.

Girl: Come outside and play football, then!

Boy: No, I want to be inside. Let's play a board game!

Girl: OK. That's a good idea!
PAUSE 00'03"

R Five. Where's Mark's football?
PAUSE 00'03"

Boy: Oh, no! Where's my ball?

Wm: Is it behind the chair, Mark?

Boy: No. I put it under my bed but it's not there now.

Wm: Oh, here it is! It's under your towel!

PAUSE 00'03"

R Now listen to Part 4 again. PAUSE 00'03"

[REPEAT PART 4 BUT WITH NO PAUSE AFTER THE QUESTION; ONLY A PAUSE OF 00'03" AFTER THE DIALOGUE]

That is the end of Part 4. PAUSE 00'05"

PART 5

Look at the picture. Listen and look. There is one example.
PAUSE 00'03"

Wm: Do you see all those people?

Boy: Yes. They're in a hospital.

Wm: That's right. Do you see the doctor with a moustache?

Boy: Yes. He is holding a book.

Wm: OK. I want you to colour the book green.

PAUSE 00'03"

R Can you see the green book? This is an example.
Now you listen and colour and write.
PAUSE 00'03" [REPEAT FROM HERE]

R One

Wm: Now, do you see the doctor who is wearing glasses?

Boy: Yes. He's wearing a nice shirt, too.

Wm: Yes. That's right. I want you to colour his shirt green.

Boy: OK. He looks better now.

PAUSE 00'15"

R Two

Boy: I like colouring! What can I colour now?

Wm: Do you see the woman who's talking behind the desk?

Boy: Yes. She's got short hair.

Wm: Right. I want you to colour her hair red.

Boy: OK. I'm doing that now.

PAUSE 00'15"

R Three

Wm: Now, do you see the boy who's standing in front of the doctor with the moustache?

Boy: Yes. Can I colour his T-shirt black?

Wm: No, I don't like black. I want you to colour it brown.

Boy: Yes, brown is a better colour than black.

PAUSE 00'15"

R Four

Wm: I want you to write something now. Do you see the board on the wall?

Boy: Yes. It's very big. What do you want me to write?

Wm: Write 'Messages' on the board.

Boy: OK. It's not a difficult word.

PAUSE 00'15"

R Five

Wm: I'd like you to colour one last thing.

Boy: OK. What do you want me to colour?

Wm: I want you to colour the computer grey.

Boy: The computer that is near the doctor with the glasses?
Or the one that is in front of the woman?

Wm: The one that is near the doctor with the glasses.

Boy: OK then!

PAUSE 00'15"

R Now listen to Part 5 again. PAUSE 00'03"
[REPEAT PART 5 WITH ONLY 00'10" PAUSES]
That is the end of the i-Move Listening Test 2.

TEST I

Part	Examiner does this	Examiner says this	Minimum response expected from child	Back-up questions
	Usher brings candidate in and introduces him/her to examiner.			
	Candidate enters.	Hello, *. My name's Julia/Ms Field. How old are you?	Hello. nine	Are you nine?
1	Points to Find the Differences pictures.	Look at these pictures. They look the same, but some things are different. Here, the girl is holding a phone, but here, she's holding a book. What other different things can you see?	Describes four other differences: cat/bird on the tree football/flower near the tree two/one clouds in the sky four/five apples on the tree	Points to other differences candidate does not mention. Gives first half of response: Here, there is a cat on the tree, but here...
2	Points to Picture Story . Allows time for candidate to look at the pictures.	Now look at these pictures. They show a story. It's called 'A toothache'. Just look at the pictures first. (Pause) Look at the first one. Jim is buying many sweets at a shop. Now you tell the story. (pointing at the other pictures)	(Many variations possible) Jim is sitting near a tree and he's eating all the sweets that he bought from the shop. His tooth hurts. / He has a toothache. Jim is at the dentist's. He's afraid of him.	Questions to prompt other parts of the story: Where is Jim sitting? What is he doing? What hurts? Where's Jim now? How does he feel?

* Remember to use the child's name throughout the test.

Part	Examiner does this	Examiner says this	Minimum response expected from child	Back-up questions
3	Shows candidate Odd-one-out pictures.	Now look at these four pictures. One is different. The first armchair is different. The other armchairs have someone or something on them. The first one doesn't.		
	Reveals, using separate blank card, each set of pictures in turn.	Now you tell me about these pictures. Which one is different? (Why?)	Candidate suggests a difference (any plausible difference is acceptable).	What are these? (animals) And this? (a cup) What are these boys doing? (playing with a ball / doing sports) And this girl? (dancing) What are these? (fruit) And this? (vegetable)
4	Puts away all pictures.	Now let's talk about somewhere you went for a holiday.		
		Where did you go?	<i>to a hot country</i>	Did you go to a hot or a cold country?
		What did you like about that place?	<i>There was a nice beach and there were lots of shops.</i>	Was there a nice beach? Were there a lot of shops?
		What didn't you like there?	<i>There were many people on the beach.</i>	Were there many people on the beach?
		How was this country different from your country?	<i>The people wore different clothes and they ate different food.</i>	Did the people wear different clothes? Did they eat different food?
		OK, thank you, *. Goodbye.	Goodbye.	

* Remember to use the child's name throughout the test.

TEST 2

Part	Examiner does this	Examiner says this	Minimum response expected from child	Back-up questions
	Usher brings candidate in and introduces him/her to examiner.			
	Candidate enters.	Hello, *. My name's Julia/Ms Field. How old are you?	Hello. ten	Are you ten?
I	Points to Find the Differences pictures.	Look at these pictures. They look the same, but some things are different. Here, the bird in the sky is green, but here, the bird is red. What other different things can you see?	Describes four other differences: mountains green/brown no bottle / a bottle monkey / no monkey girl's clothes orange/red	Points to other differences candidate does not mention. Gives first half of response: Here, the mountains are green, but here...
2	Points to Picture Story . Allows time for candidate to look at the pictures.	Now look at these pictures. They show a story. It's called 'A present for Alice'. Just look at the pictures first. (Pause) Look at the first one. Alice is in a toy shop with her mother. She's pointing at a big doll that she wants.	(Many variations possible) Alice and her mum are out of the toy shop. They're going home. Alice is thinking about her birthday. It is Alice's birthday today. She's opening a present. It's the doll she wanted. She's very surprised and happy.	Questions to prompt other parts of the story: Where are Alice and her mum now? Where are Alice and her mum going? What's Alice thinking about? Whose birthday is it today? What's Alice doing? What's Alice's present? Is she surprised? Is she happy?

* Remember to use the child's name throughout the test.

Part	Examiner does this	Examiner says this	Minimum response expected from child	Back-up questions
3	Shows candidate Odd-one-out pictures.	Now look at these four pictures. One is different. The cake is different. You can eat a cake but you can't eat the other things.		
	Reveals, using separate blank card, each set of pictures in turn.	Now you tell me about these pictures. Which one is different? (Why?)	Candidate suggests a difference (any plausible difference is acceptable).	What can you do with these things? (wear them) And with this? (eat it) Where do these animals live? (in the sea) And this? (in the jungle) What do you need to do/play these sports? (a ball) And this? (a pool)
4	Puts away all pictures.	Now let's talk about the cinema.		
		How often do you go to the cinema?	<i>every Saturday</i>	Do you go every Saturday?
		Who do you go with?	<i>my mother</i>	Do you go with your mother?
		What's your favourite kind of film?	<i>scary movies</i>	Do you like watching scary movies?
		Tell me more about the cinema.	<i>I like eating sweets when I'm at the cinema. My favourite film star is...</i>	Do you like eating sweets at the cinema? Is your favourite film star...?
		OK, thank you, *. Goodbye.	Goodbye.	

* Remember to use the child's name throughout the test.

i-Move - Answer Key

Section 1

Language Practice

LESSON 1

Page 8

- A. 2.No, there aren't any.
3.No, they aren't.
4.It is in the little house. 5.Yes, it is.
- B. 2.There are some ducks in/on the water.
3.Are there any mice behind the shoe?
4.There is a cat in the box.
5.There are some socks on the chair.

Page 9

- C. 2.No, there aren't any spoons in the cupboard. 3.Yes, there are some plates in the cupboard. 4.Yes, there are some cups in the cupboard. 5.Yes, there are some glasses in the cupboard. 6.No, there aren't any forks in the cupboard.
- D. 2.a 3.a 4.b 5.a

LESSON 2

Page 11

- A. 2.b 3.b 4.a 5.b
- B. 2.Tom is a clever boy. 3.Lily and Jill have got blue shoes. 4.My parents are doctors. 5.We have got brown bags. 6.Jane has got a red bike.

Page 12

- C. 2.Has Sam got any pencils / Sam has not got any pencils
3.Has the dog got long ears / the dog has not got long ears
4.Has the boy got a baseball cap / the boy has not got a baseball cap
5.Have Julia and Sally got any oranges / Julia and Sally have not got any oranges
- D. 2.My 3.has 4.My 5.His 6.Its 7.got 8.Our

LESSON 3

Page 14

- A. 2.Write - name 3.Count - twenty
4.Drive - bus 5.Paint - train
- B. 2.b 3.c 4.b 5.b 6.c

Page 15

- C. 2.Don't walk, Hugo!
3.Don't sit down, boys!
4.Don't go down the tree, Pussy cat!
5.Don't read your exercise!
- D. 2.down 3.up 4.down 5.up

LESSON 4

Page 17

- A. 2.is drawing 3.are cleaning
4.are going 5.are jumping
- B. 2.is climbing a wall 3.is reading a book
4.They are drinking 5.He is doing

Page 18

- C. 2.We are eating our food
3.The girl is washing her face
4.My mother is cooking in the kitchen
5.I am wearing a blue skirt
- D. 2.The boys are holding some flowers
3.The baby is sleeping
4.My father is fishing
5.The mice are drinking tea

LESSON 5

Page 20

- A. 2.Yes, it is. 3.No, they aren't.
4.Yes, it is. 5.Yes, it is.
- B. 2.b 3.c 4.c 5.b

Page 21

- C. 2.the women buying any oranges / they are not buying any oranges
3.Is Mark reading a newspaper / he is not reading a newspaper
4.wearing a blue dress / you are not wearing a blue dress
5.washing my face now / I am not washing my face now
6.Are you eating a banana / you are not eating a banana

Page 22

- D. 2.has 3.some 4.painting
5.wearing 6.any
- E. 2.My house is near the beach.
3.There are some friends here.
4.I am listening to music now.
5.I am very happy.

Revision Exercises: Lessons 1-5

Page 23

- A. 2.is 3.has got 4.are opening
5.Their 6.It's 7.There is
8.are playing
- B. 2.They are drawing horses.
3.The men are eating sandwiches.
4.These are blue buses.
5.We are dentists.

Page 24

- C. 2.behind 3.in 4.on 5.under
- D. Across: 3.SNAKES 5.CHAIRS
Down: 2.TREES 4.WATCHES

Page 25

- E. 2.The elephant is on the tree.
3.The pig has got long ears.
4.The tortoise is jumping.
5.The squirrels are swimming.
6.The fish is singing a song.

LESSON 6

Page 27

- A. 2.tables. 3.feet. 4.teeth. 5.ears.

Page 28

- B. 1.BABIES 2.ORANGES 3.TROUSERS
4.TEETH 5.LEAVES 6.EARS 7.SHOES
- C. ... boxes. The three fat **women** are making some **sandwiches**. Their **children** are in the kitchen. They are holding **glasses**. There are some **leaves** on the floor.

Page 29

- D. 2.clowns 3.boxes 4.teddy bears
5.tails 6.cats 7.dresses 8.bodies
9.girls 10.noses 11.hats 12.shoes

LESSON 7

Page 31

- A. 2.They are running to their house.
3.Yes, she is (holding a blue bag).
4.No, she is not (playing with her ball).
5.(She is standing) at the door.
6.No, she is not (running).
- B. 2.to 3.at 4.to 5.with 6.with

Page 32

- C. is not picking up the flowers
is not watering the flowers
is not jumping up and down
is not sleeping

Page 33

- D. 2.What is Sue holding? 3.Where is Sue going? 4.Where are Sue's parents standing? 5.What are they doing?

Page 34

- E. 2.is doing 3.are running 4.is eating
5.is working

LESSON 8

Page 36

- A. 2.It is Sally's. 3.It is Charlie's.
4.Yes, it is. 5.No, they haven't.
6.The rabbit's ears are long.
- B. 2.hasn't 3.my 4.elephant's
5.monkey's 6.has 7.her 8.haven't

Page 37

- C. 2.Pat's 3.his 4.Its 5.Their
- D. 2.have 3.daughter's 4.her 5.Nick's
6.has 7.his 8.hasn't got

LESSON 9

Page 39

- A. (uncountable) juice - milk - rice - water
(countable) pear - sausage - burger - plate - tomato
- B. 2.is a 3.is some 4.is some 5.is a
6.is some

Page 40

- C. 2. There are some 3. There are some
4. There is some 5. There is some
- D. 2. There is some juice but there isn't any rice. 3. There is some cake but there isn't an apple. 4. There is a banana but there isn't any coffee. 5. There is some milk but there isn't any soup.

LESSON 10

Page 42

- A. 2. much 3. much 4. a lot of 5. many
6. a lot of 7. many 8. a lot of
- B. 2. many 3. much 4. many 5. many

Page 43

- C. 2. Are there many cartons of orange juice on the table 3. Is there much soup in the bowl 4. Is there much cheese on the plate 5. Are there many lemons on the table
- D. 1. a lot of 2. much 3. much 4. many
5. a lot of 6. much

Revision Exercises: Lessons 6–10

Page 44

- A. 2. Bill's - his 3. teddy bear's - its
- B. 2. a lot of 3. much 4. many 5. many
- C. 2. there is not much water in the bottle.
3. there are a lot of toys on the bed.
4. they are not playing.
5. he's reading a book.

Page 45

- D. 3. bottles 4. bowl 5. plates
- E. 2. Is there much soup in the bowl
3. Are there many potatoes in the basket
4. Are there many birds on the tree
5. Is there much cheese on the plate

Page 46

- F. 2. teeth 3. her 4. crying 5. are
- G. 2. There are many animals
3. The clowns are wearing
4. The tigers have got
5. in big cages 6. Come and see

LESSON 11

Page 48

- A. 2. can 3. can 4. can 5. can't
- B. 2. a 3. a 4. b 5. b

Page 49

- C. 2. can paint a picture - can't
3. can make a castle - can't
4. can play on the beach - can't
5. can catch a fish - can't
6. can row a boat - can't

Page 50

- D. 2. Can Anne ride the horse - she can't.
3. Can the teddy bear run - it can't.
4. Can Mary's father fly a plane - he can.
5. Can the duck drive a car - it can't.
6. Can the baby walk - he can't.

Page 51

- E. 2. can eat 3. cannot see 4. can sit
5. can play 6. cannot catch

LESSON 12

Page 53

- A. 1. cleans her house
2. puts on her clothes 3. eats her food
4. goes to the shops 5. watches television
6. reads her emails
- B. 2. cooks 3. go 4. make 5. drink
6. washes

Page 54

- C. 2. gets 3. takes 4. helps 5. brings
- D. 2. I go to school every morning.
3. My friend, Nick, lives near my house.
4. We play football every afternoon.
5. We play computer games.
6. We do our homework.
7. Nick goes to his home in the evening.
8. I go to bed at night.

LESSON 13

Page 56

- A. 2. doesn't 3. doesn't 4. don't
5. doesn't
- B. 2. doesn't climb trees 3. don't eat fish
4. don't read books
5. doesn't watch television

Page 57

- C. 2. doesn't play 3. don't go 4. don't eat
5. doesn't swim
- D. 2. swim 3. don't 4. don't 5. watch
6. don't

LESSON 14

Page 59

- A. 2. A 3. B 4. B
- B. 2. Does 3. Does 4. Does 5. Do

Page 60

- C. 2. Does she do her homework?
3. Does she send messages?
4. Does a cat eat fish?
5. Do they ride bikes?
- D. 2. Yes, it does. 3. No, they don't.
4. Yes, they do. 5. No, it doesn't.

LESSON 15

Page 62

- A. 2. c 3. b 4. b 5. b
- B. 2. makes 3. gets 4. rides 5. flying

Page 63

- C. 2. She washes her face. 3. She often catches a lot of mice. 4. She sometimes sleeps on a mat. 5. she is riding Mary's bike. 6. Mary and the cat are in the park.
- D. 2. sitting 3. walks 4. drinking 5. listens
6. live 7. draw 8. paint 9. sleeping

Revision Exercises: Lessons 11–15

Page 64

- A. 2. can't 3. can't 4. can't 5. can
B. 2. b 3. c 4. c 5. a

Page 65

- C. 2. goes 3. rains 4. is 5. knows
- D. 2. Pat doesn't drink coffee.
3. My brother doesn't eat (many) sweets.
4. My friends don't swim in the river.
5. You don't watch television in the morning.

Page 66

- E. 2. Does the elephant eat grass
3. Does the duck visit her friends in the morning
4. Can the teddy bear play the piano
5. Do Minnie and Mickey go out in the morning
- F. 2. Minnie cleans the house.
3. Mickey goes to the shops.
4. One dog eats meat.
5. Sam gives food to the pets.

Section 2 Reading in English

UNIT 1

Page 68

Reading & Writing

- A. 2. vegetables 3. a lot 4. make 5. salad
 B. 1. milk and cheese 2. sweets / chocolate / cakes / ice cream 3. every day

Page 69


watermelon, milk, sandwich, salad, noodles, meatballs, cake, chips, chicken, soup, juice, burger, ice cream, fruit, sausages

UNIT 2

Page 70

- A. 2. give 3. lots of 4. blue and white 5. thinner
 B. 2. (It's) Bill 3. a bookshop 4. a book 5. (He's) happy

Page 71



UNIT 3

Page 72

Reading & Writing

- A. 2. to the cinema 3. to dance 4. listening to 5. presents
 B. 2. 12 / twelve (years old) 3. black 4. a CD player 5. Sally

Page 73

20th - the twentieth, 9th - the ninth, 19th - the nineteenth, 2nd - the second, 18th - the eighteenth, 4th - the fourth, 12th - the twelfth

UNIT 4

Page 74

- A. 2. afraid 3. animals 4. invite
 B. 2. monsters 3. Ice Age / Madagascar 4. a DVD / movie / film

Page 75

2. a 3. b 4. a 5. b


UNIT 5

Page 76

- A. 2. good at 3. family 4. the countryside 5. take
 B. 2. at a new school 3. music 4. have some lessons 5. painting

Page 77

2. shop 3. swim 4. read 5. dance
 6. skate 7. draw 8. walk 9. fish
 10. run



UNIT 6

Page 78

- A. 2. in bed 3. (very) tired 4. helping 5. reads a book
 B. 2. at a (busy) hospital 3. Alex 4. by bus 5. a sandwich

Page 79

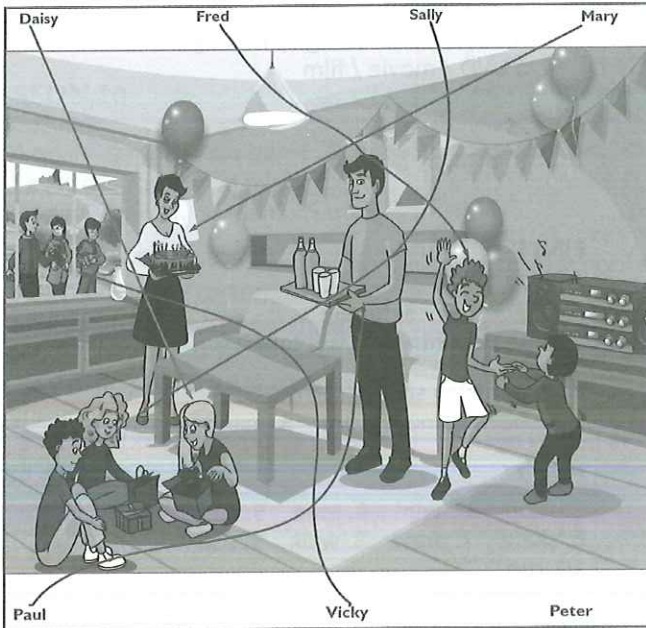
2. always 3. sometimes 4. never
 5. sometimes

PRACTICE TESTS

Test 1

Listening Part 1

1. Fred and the tall boy dancing
2. Sally and the blonde girl who is wearing a red T-shirt
3. Mary and the woman holding the birthday cake
4. Paul and the man holding 2 bottles of juice
5. Vicky and the girl outside, with the blue scarf



Listening Part 2

1. bird
2. red
3. sunny
4. banana(s)
5. Green

Listening Part 3


1. May - H - goldfish
2. Ann - D - drawing
3. Charlie - A - DVD
4. Pat - G - small mirror
5. Betty - F - teddy bear

Listening Part 4

1. C
2. C
3. C
4. C
5. A

Listening Part 5

1. Colour the door - blue
2. Write 'cloud' on the cloud above the tree
3. Colour the kitten under the table - orange
4. Colour the ball in front of the dogs - yellow
5. Colour the spider - red



Reading & Writing Part 1

1. a toothbrush
2. a sandwich
3. a rabbit
4. a cloud
5. a balcony

Reading & Writing Part 2

1. A
2. A
3. B
4. B
5. C
6. A

Reading & Writing Part 3

1. scarf
2. drove
3. jumped
4. sad
5. surprised
6. A great present

Reading & Writing Part 4

1. do
2. them
3. hiding
4. many
5. sleeps

Reading & Writing Part 5

1. the beach
2. sang
3. like the fish
4. under
5. to swim
6. watched
7. fish and dolphins

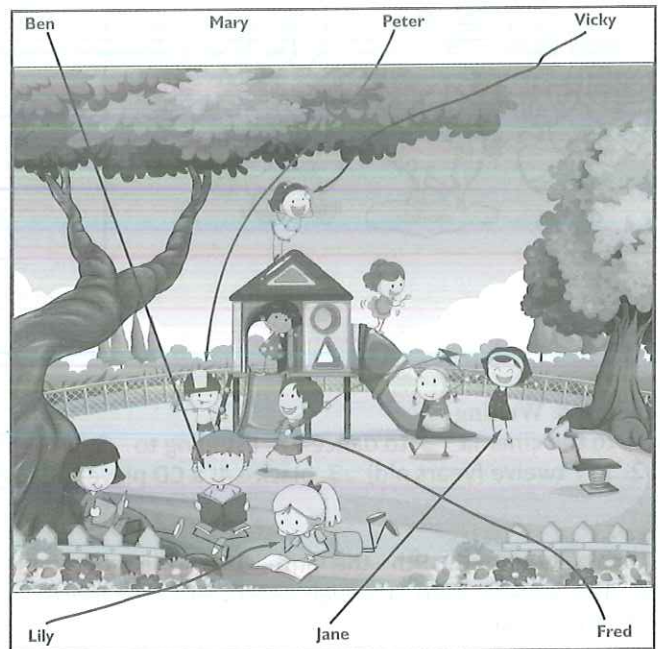
Reading & Writing Part 6

1. dress
2. flowers
3. (It's) sunny
4. (The woman is holding) a cake
5. There are four people and a cat in the picture. / The boy's wearing a blue T-shirt.
6. There are four trees. / Two people have blonde hair, and two people have brown hair.

Test 2

Listening Part 1

1. Lily and the girl with blonde hair who is reading a book
2. Vicky and the girl standing on the roof of the toy house
3. Fred and the boy flying a kite
4. Jane and the girl with short brown hair wearing a purple dress and laughing
5. Ben and the boy reading a book



Listening Part 2

1. supermarket
2. lemonade
3. 93 / ninety-three
4. Penguins
5. Friday

Listening Part 3


1. Clare - A - shoes
2. Ben - D - teddy bear
3. Jim - B - camera
4. Daisy - H - scarf
5. Hugo - C - comic books

Listening Part 4

1.C 2.C 3.A 4.C 5.B

Listening Part 5

1. Colour the shirt of the doctor who's wearing glasses - green
2. Colour the woman's hair - red
3. Colour the T-shirt of the boy who's in front of the doctor with the moustache brown
4. Write 'Messages' on the board
5. Colour the computer near the doctor with the glasses - grey



Reading & Writing Part 1

1.a bookcase 2.lunch 3.a leaf 4.a mirror
5.a cage

Reading & Writing Part 2

1.C 2.C 3.B 4.B 5.A 6.A

Reading & Writing Part 3

1.lake 2.cake 3.sad 4.idea 5.surprised
6.A friend phones Jack

Reading & Writing Part 4

1.can 2.these 3.because 4.who 5.now

Reading & Writing Part 5

1.the countryside 2.catch 3.lots of food
4.want to eat 5.worry 6.sausages 7.her mum

Reading & Writing Part 6

1.ice cream 2.(white) clouds
3.a (baseball) cap
4.(there are) two
5.All the children are very happy. / Everyone's having fun.
6.It's a nice, sunny day. / The (two) women are wearing skirts.

i-Move

For revised exam from 2018
Reading, Grammar & Vocabulary fun activities
for the Cambridge English Qualifications: A1 Movers exam
and 2 complete practice tests
Audio Scripts & Answer Key

Andrew Betsis - Lawrence Mamas

Chịu trách nhiệm xuất bản
Giám đốc - Tổng Biên tập
Đinh Thị Thanh Thủy

Biên tập Đào Thị Thúy Ngân
Trình bày sách Công ty Nhân Trí Việt
Sửa bản in Bảo Trang



NHÀ XUẤT BẢN TỔNG HỢP THÀNH PHỐ HỒ CHÍ MINH
62 Nguyễn Thị Minh Khai - Q.1 - TP.HCM
☎ 38225340 - 38296764 - 38247225 Fax: 38222726
E-mail: tonghop@nxbhcm.com.vn Sách online: www.nxbhcm.com.vn
Ebook: www.sachweb.vn

Thực hiện liên kết:
Công ty TNHH Nhân Trí Việt
83^B Trần Đình Xu, P. Nguyễn Cư Trinh, Quận 1
Thành phố Hồ Chí Minh
☎ 38379344 Fax: 38302417
www.nhantriviet.com

In 1.000 cuốn khổ 21 x 29,5 cm tại Công ty TNHH MTV ITAXA - 126 Nguyễn Thị Minh Khai - Quận 3 - Tp. Hồ Chí Minh.
XNĐKXB số: 3129-2018/CXBIPH/10-245/THTPHCM ngày 4-9-2018. QĐXB số: 1032/QĐ-THTPHCM-2018 ngày 6-9-2018.
ISBN: 978-604-58-8242-9. In xong và nộp lưu chiểu tháng 12-2018.

Cambridge English: **STARTERS** – **MOVERS** – **FLYERS**




Reading, Grammar & Vocabulary fun activities for the Cambridge English Qualifications






- ★ Vocabulary and Grammar exercises that help students practise using the language needed for each level
- ★ Various topics with Reading Comprehension activities and FUN Vocabulary exercises
- ★ Extra practice tests for the Cambridge English Qualifications: **Pre A1 Starters**, **A1 Movers** & **A2 Flyers**

Succeed in Cambridge English: 8 Practice Tests

- ★ **8** complete Practice Tests
- ★ The accompanied **Audio Scripts & Answers booklet** includes information about the **marking scheme**, the **answers** to all the exercises, the **vocabulary list**, examples of the type of interaction expected in the **Speaking section** and the **Audio Scripts**.
- ★ The **CD** includes the audio files for the Listening section for all 8 tests, as well as the complimentary **interactive edition of two tests** (cross-platform compatible).



Cambridge English Qualifications: 3 Practice Tests



- ★ **3** complete Practice Tests
- ★ Content fully updated for the 2018 revised examination
- ★ Ideas for fun activities to help motivate and prepare young learners for test day, available online
- ★ Free audio for the Listening papers, plus model answers for the Speaking papers available online

Phát hành tại
Nhà sách MINH TÂM
286^B An Dương Vương P4 Q5 TP. Hồ Chí Minh
☎ 38353608 – 38354845 Fax 38302417
Email: minhtram@nhantriviet.com
Website: www.nhasachminhtam.com

Quét mã QR
để nghe file MP3

www.nhantriviet.com/MP3-IMOVE

Giá: 198.000^đ
(bao gồm hai quyển: i-Move,
Audio Scripts & Answer Key và đĩa MP3)

ISBN: 978-604-58-8242-9

9 786045 882429