

# i-Start

For revised exam  
from 2018

Reading, Grammar & Vocabulary fun activities  
for the Cambridge English Qualifications: **Pre-A1**  
**Starters** exam and **2** complete **Practice Tests**

Andrew Betsis  
Lawrence Mamas



**Audio Scripts & Answer Key**

**NTV**

Công ty TNHH  
Nhân Trí Việt




NHÀ XUẤT BẢN TỔNG HỢP  
THÀNH PHỐ HỒ CHÍ MINH

# i-Start

For revised exam  
from 2018

Reading, Grammar & Vocabulary fun activities  
for the Cambridge English Qualifications: Pre-A1  
Starters exam and 2 complete Practice Tests

Andrew Betsis  
Lawrence Mamas



**Audio Scripts & Answer Key**

**NTV**

Công ty TNHH  
Nhân Trí Việt



NHÀ XUẤT BẢN TỔNG HỢP  
THÀNH PHỐ HỒ CHÍ MINH

## **i-Start** – Audio Scripts & Answer Key

---

Copyright © 2018 by Global ELT Ltd.

Vietnam's edition © 2018 by Nhan Tri Viet Co., Ltd.

This edition is published in Vietnam under a license Agreement between Global ELT Limited, UK and Nhan Tri Viet Co., Ltd., Vietnam.

All rights reserved. No part of this publication may be reproduced, stored in a retrieval system, or transmitted, in any form or by any means, electronic, mechanical, photocopying, recording, or otherwise, without the prior written permission of the copyright owner.

# AUDIO SCRIPTS

R = Rubric

Wm = Woman

## Test 1

**Hello. This is the i-Start, Cambridge English Starters, Listening Test 1.**

### Part 1

**Look at Part 1. Now look at the picture. Listen and look. There is one example. (pause) 3 seconds**

Boy: Here's a photo of my birthday at my home, Miss Brown.

Wm: Oh yes! Is that woman your mum? She's holding a teddy bear.

Boy: Yes, that's my mum.

Wm: Is her name Grace?

Boy: Yes, her name's Grace.

(pause) 3 seconds

**R: Can you see the line? This is an example. Now you listen and draw lines. (pause) 3 seconds [REPEAT FROM HERE]**

**R: One**

Wm: Who's that girl? She's wearing a green dress and red shoes.

Boy: Is she holding a blue balloon?

Wm: Yes, she is.

Boy: That's my sister, Anna.

(pause) 5 seconds

**R: Two**

Wm: Who's that girl? She's wearing a purple skirt.

Boy: Is she wearing a blue T-shirt?

Wm: Yes, she is.

Boy: Oh, that's Pat. Blue is Pat's favourite colour.

(pause) 5 seconds

**R: Three**

Boy: A boy is holding some cake. Can you see him?

Wm: Is he wearing brown shorts?

Boy: Yes, he is. His name's Matt.

Wm: Does Matt like cake?

Boy: Yes, he does.

(pause) 5 seconds

**R: Four**

Wm: Who's that girl? She's wearing a blue hat.

Boy: Is she holding some balloons?

Wm: Yes. She's holding three balloons.

Boy: That's my sister, May.

Wm: May is a nice girl!

(pause) 5 seconds

**R: Five**

Wm: And who's that boy?

Boy: Which boy?

Wm: The boy who's wearing blue trousers and a yellow T-shirt.

Boy: His name's Sam.

(pause) 5 seconds

**R: Now listen to Part 1 again. PAUSE 00'03" [REPEAT PART 1 WITH ONLY 00'03" PAUSES] That is the end of Part 1. PAUSE 00'05"**

### Part 2

**Look at the picture. Listen and write a name or a number. There are two examples. (pause) 3 seconds**

Boy: Hi Miss! I'm new at school.

Wm: Hello. What's your name?

Boy: Ben.

Wm: Is that B-E-N?

Boy: Yes, Ben.

(pause) 3 seconds

Wm: How old are you Ben?

Boy: I'm eight.

Wm: Eight, OK. Come and see your classroom.

(pause) 3 seconds

**R: Can you see the answers? Now you listen and write a name or number. (pause) 3 seconds [REPEAT FROM HERE]**

**R: One**

Boy: How many children are there in my class?

Wm: Eighteen children.

Boy: Eighteen?

Wm: Yes, that's right.

(pause) 10 seconds

**R: Two**

Wm: Have you got friends here, Ben?

Boy: Yes. I've got one friend.

Wm: What's your friend's name?

Boy: Alice.

Wm: Is that A-L-I-C-E?

Boy: That's right.

(pause) 10 seconds

**R: Three**

Boy: Are there computers in my classroom?

Wm: Yes. There are nineteen computers.

Boy: How many?

Wm: Nineteen.

(pause) 10 seconds

**R: Four**

Boy: Can I eat here at school?

Wm: Yes, you can.

Boy: Who makes lunch?

Wm: Miss Grace.

Boy: Grace? Is that G-R-A-C-E?

Wm: Yes. It's a nice name.

(pause) 10 seconds

**R: Five**

Wm: Your bag is very big. What have you got in your bag?

Boy: I've got some books.

Wm: How many books have you got?

Boy: I've got five books.

Wm: Five! OK.

(pause) 10 seconds

**R: Now listen to Part 2 again. PAUSE 00'03" [REPEAT PART 2 WITH ONLY 00'05" PAUSES] That is the end of Part 2. PAUSE 00'05"**

**Part 3**

**Look at the pictures. Now listen and look.**  
**There is one example. (pause) 3 seconds**

**R: What's new in Ben's bedroom?**  
 (pause) 3 seconds

Girl: Wow! Your bedroom is very nice, Ben. Is your desk new?  
 Boy: No, my desk isn't new. My computer is new.  
 Girl: Is this bookcase new, too?  
 Boy: No, it isn't.  
 Girl: You have a lot of books!

**R: Can you see the tick? Now you listen and tick the box. (pause) 3 seconds**  
 [REPEAT FROM HERE]

**R: One. What can Anna do today?**  
 (pause) 3 seconds

Girl: Mum, can I go to the beach today?  
 Wm: Not today, sorry!  
 Girl: Can I ride my bike now?  
 Wm: No, but you can watch TV.  
 (pause) 5 seconds

**R: Two. Where's the mouse?**  
 (pause) 3 seconds

Man: Is the mouse in the garden?  
 Wm: No, it's in the house.  
 Man: Is it in the kitchen?  
 Wm: No, it isn't. It's in the bedroom.  
 (pause) 5 seconds

**R: Three. What does Alex choose for his birthday?**  
 (pause) 3 seconds

Wm: Would you like a new phone for your birthday, Alex?  
 Boy: I have a new phone and a new computer.  
 Wm: What about a new skateboard?  
 Boy: Yes, I'd like a skateboard.  
 (pause) 5 seconds

**R: Four. What's Sam drinking?**  
 (pause) 3 seconds

Wm: Where's Sam?  
 Boy: He's in the kitchen. He's drinking water.  
 Wm: Tell him that the orange juice and the lemonade are in the living room.  
 Boy: OK, Mum.  
 (pause) 5 seconds

**R: Five. Where's Kim's new pencil?**  
 (pause) 3 seconds

Man: Are you OK, Kim?  
 Girl: No, I can't find my new pencil.  
 Man: Is it on the table, or under the table?  
 Girl: Oh, I can see it now. It's under the chair.  
 (pause) 5 seconds

**R: Now listen to Part 3 again. PAUSE 00'03"**  
**[REPEAT PART 3 WITH NO PAUSE AFTER THE QUESTION BUT THE SAME 00'05" PAUSE AFTER EACH DIALOGUE]**

**That is the end of Part 3. PAUSE 00'05"**

**Part 4**

**Look at the picture. Listen and look. There is one example.**  
 (pause) 3 seconds

Wm: Can you see the handbag on the bed?

Boy: Yes, I can.

Wm: Right. Now colour it brown, please.

Boy: Pardon?

Wm: Colour the handbag on the bed brown, please.  
 (pause) 3 seconds

**R: Can you see the brown handbag on the bed? This is an example. Now you listen and colour. (pause) 3 seconds**  
 [REPEAT FROM HERE]

**R: One**

Wm: Now find the handbag in front of the window.

Boy: In front of the window?

Wm: Yes, can you colour this handbag orange?

Boy: Orange?

Wm: That's right.  
 (pause) 15 seconds

**R: Two**

Wm: Can you find the handbag next to the table?

Boy: OK, I can see it now. Can I colour it?

Wm: Yes. Colour it yellow, please.

Boy: OK. The handbag next to the table is yellow now.  
 (pause) 15 seconds

**R: Three**

Wm: Can you see the handbag on the table?

Boy: Yes, I can.

Wm: Colour it green, please.

Boy: Green?

Wm: Yes, please.  
 (pause) 15 seconds

**R: Four**

Wm: Now, find the handbag on the sofa.

Boy: The handbag on the sofa? OK!

Wm: You can choose the colour.

Boy: Purple, I love that colour!

Wm: OK then. You can colour it purple.  
 (pause) 15 seconds

**R: Five**

Wm: Can you see the handbag next to the books?

Boy: Yes!

Wm: Colour it black.

Boy: A black handbag next to the books.

Wm: That's right. The picture looks good now.  
 (pause) 15 seconds

**R: Now listen to Part 4 again. PAUSE 00'03"**  
**[REPEAT PART 4 WITH ONLY 00'10" PAUSES]**  
**That is the end of Test 1.**

## Test 2

Hello. This is the i-Start, Cambridge English Starters, Listening Test 2.

### Part 1

Look at Part 1. Now look at the picture. Listen and look. There is one example. (pause) 3 seconds

Boy: Here's a photo of my family, Miss Grey.  
Wm: Oh yes! Who's that woman? She's reading a red book.  
Boy: That's my grandma. Her name's May.  
Wm: Does May like books?  
Boy: Yes, she does. Reading is my grandma's favourite hobby.  
(pause) 3 seconds

**R: Can you see the line? This is an example. Now you listen and draw lines. (pause) 3 seconds**  
[REPEAT FROM HERE]

#### R: One

Wm: Who's that girl? She's got long black hair.  
Boy: Is she riding a pink bike?  
Wm: No, it isn't pink; it's orange.  
Boy: That's my sister, Grace. Grace loves her orange bike!  
(pause) 5 seconds

#### R: Two

Wm: Who's that girl? She's riding a pink bike and she's wearing a purple jacket.  
Boy: A purple jacket? That's my cousin, Eva.  
Wm: She's smiling.  
Boy: Eva is very funny!  
(pause) 5 seconds

#### R: Three

Boy: Look at the man in the grey trousers and white shirt. His name's Bill.  
Wm: Oh, yes, I can see him. Does Bill like horses?  
Boy: Yes, he does.  
Wm: So do I.  
(pause) 5 seconds

#### R: Four

Wm: Who's that man? He's riding a horse, too. He's wearing a yellow shirt.  
Boy: And jeans?  
Wm: Yes.  
Boy: That's a family friend. His name's Ben. Ben has a beautiful horse.  
Wm: Yes, it's nice!  
(pause) 5 seconds

#### R: Five

Wm: And who's that woman? She's sitting on a chair. She's reading a blue book and she's wearing a hat.  
Boy: That's my grandma's sister. Her name's Sue.  
Wm: She's wearing a nice hat.  
Boy: Yes, Sue likes hats.  
Wm: Me, too.  
(pause) 5 seconds

**R: Now listen to Part 1 again. PAUSE 00'03"**  
[REPEAT PART 1 WITH ONLY 00'03" PAUSES]  
That is the end of Part 1. PAUSE 00'05"

### Part 2

Look at the picture. Listen and write a name or a number. There are two examples. (pause) 3 seconds

Wm: Hello, Ben. How are you today?  
Boy: I'm very well, thank you.  
Wm: What would you like today, Ben?  
Boy: I'd like a small watermelon, please.  
(pause) 3 seconds

Wm: Is this OK?  
Boy: It isn't very big. Can you give me two watermelons?  
Wm: Yes. Here you are.  
Boy: Great! I really like watermelons.  
(pause) 3 seconds

**R: Can you see the answers? Now you listen and write a name or number. (pause) 3 seconds**  
[REPEAT FROM HERE]

#### R: One

Wm: Would you like some bread, too?  
Boy: Not today, thanks. Can I have four tomatoes, please?  
Wm: How many?  
Boy: Four.  
(pause) 10 seconds

#### R: Two

Boy: Do you have sausages?  
Wm: Yes, how many would you like?  
Boy: Six, please.  
Wm: OK, six sausages, then.  
Boy: Great! Thank you.  
(pause) 10 seconds

#### R: Three

Boy: Now, I'd like some milk for my sister. She's a baby.  
Wm: What's her name?  
Boy: Her name's Jill.  
Wm: Is that J-I-L-L?  
Boy: Yes, Jill. She's very beautiful.  
(pause) 10 seconds

#### R: Four

Wm: Ben, look! Your mum is at the park with your dog. What's your dog's name?  
Boy: His name's Hugo.  
Wm: Is that H-U-G-O?  
Boy: Yes, Hugo. It's a funny name.  
(pause) 10 seconds

#### R: Five

Wm: How old is Hugo?  
Boy: He's very old. He's ten years old.  
Wm: Ten?  
Boy: Yes, that's right.  
(pause) 10 seconds

**R: Now listen to Part 2 again. PAUSE 00'03"**  
[REPEAT PART 2 WITH ONLY 00'05" PAUSES]  
That is the end of Part 2. PAUSE 00'05"

**Part 3**

**Look at the pictures. Now listen and look. There is one example. (pause) 3 seconds**

**R: What does Kim want for her birthday?**

Boy: Happy birthday, Kim! Would you like a new computer?  
 Girl: No, Nick. My computer's new. And my phone's new, too.  
 Boy: Would you like a new camera?  
 Girl: Yes. I like taking photos.  
 (pause) 3 seconds

**R: Can you see the tick? Now you listen and tick the box. (pause) 3 seconds**  
 [REPEAT FROM HERE]

**R: One. Which dog is Anna's?**  
 (pause) 3 seconds

Wm: Anna, where's the dog?  
 Girl: Isn't he in the bathroom?  
 Wm: No. Oh, I can see him now. He's in the garden.  
 Oh, he's very dirty!  
 Girl: Yes. Look at Kim's dog! He's very clean and very big.  
 (pause) 5 seconds

**R: Two. Where's the frog?**  
 (pause) 3 seconds

Man: Is the frog next to the ball?  
 Wm: No, it isn't.  
 Man: Is it under the tree?  
 Wm: No, it's in the water.  
 (pause) 5 seconds

**R: Three. What has Kim got in her bedroom?**  
 (pause) 3 seconds

Boy: Mum, Kim's got an animal in her room.  
 Wm: What is it? A fish?  
 Boy: No, it's a dog.  
 Wm: A dog? Oh!  
 Boy: It's a robot dog, Mum! (laughing)  
 (pause) 5 seconds

**R: Four. Where are the children?**  
 (pause) 3 seconds

Man: Where are your children, Mrs May? At the swimming pool?  
 Wm: No, they're in the playground.  
 Man: Are they playing baseball?  
 Wm: No, they're taking photos.  
 (pause) 5 seconds

**R: Five. Where's Jill's new handbag?**  
 (pause) 3 seconds

Wm: I can't find my new handbag!  
 Man: Is it on the table?  
 Wm: No, it's not on the table.  
 Man: Is it on the sofa?  
 Wm: No, but I can see it now. It's on the floor, next to the sofa.  
 (pause) 5 seconds

**R: Now listen to Part 3 again. PAUSE 00'03"**  
**[REPEAT PART 3 WITH NO PAUSE AFTER THE QUESTION BUT THE SAME 00'05" PAUSE AFTER EACH DIALOGUE]**  
**That is the end of Part 3. PAUSE 00'05"**

**Part 4**

**Look at the picture. Listen and look. There is one example. (pause) 3 seconds**

Wm: Can you see the book on the desk?  
 Boy: Yes, I can.  
 Wm: Great. Now colour the teddy bear next to the book yellow, please.  
 Boy: Pardon?  
 Wm: Colour the teddy bear next to the book yellow.  
 Boy: OK.  
 (pause) 3 seconds

**R: Can you see the yellow teddy bear on the desk? This is an example. Now you listen and colour. (pause) 3 seconds**  
 [REPEAT FROM HERE]

**R: One**

Wm: Now find the teddy bear under the desk.  
 Boy: Under the desk?  
 Wm: Yes, that's right. Can you colour that teddy bear brown?  
 Boy: Brown?  
 Wm: Yes, please.  
 (pause) 15 seconds

**R: Two**

Wm: Can you find the teddy bear between the two rulers?  
 Boy: OK, I can see it now. Can I colour it?  
 Wm: Yes. Colour it orange, please.  
 Boy: OK. The teddy bear between the rulers is orange now.  
 (pause) 15 seconds

**R: Three**

Wm: Can you see the teddy bear in front of the box?  
 Boy: Yes, I can. It's very small!  
 Wm: Colour it black, please.  
 Boy: Black?  
 Wm: Yes, please.  
 Boy: OK. I'm colouring the small teddy bear in front of the box black.  
 (pause) 15 seconds

**R: Four**

Wm: Now, find the teddy bear in the box.  
 Boy: The teddy bear in the box?  
 Wm: Yes, you can choose the colour.  
 Boy: Green, I like green!  
 Wm: Me too!  
 (pause) 15 seconds

**R: Five**

Wm: Can you see the teddy bear behind the box?  
 Boy: Yes. It's very big!  
 Wm: Colour it blue.  
 Boy: The teddy bear behind the box is blue now, OK?  
 Wm: Yes. The picture looks good now.  
 (pause) 15 seconds

**R: Now listen to Part 4 again. PAUSE 00'03"**  
**[REPEAT PART 4 WITH ONLY 00'10" PAUSES]**  
**That is the end of Test 2.**

## TEST 1

Part	Examiner does this	Examiner says this	Minimum response expected from child	Back-up questions
	Usher brings candidate in and introduces him/her to examiner.			
	Candidate enters.	Hello. My name's Jane/Ms Smith. What's your name?	Hello. * (child's name)	Is your name (child's name)?
1	Opens Candidate booklet and points to <b>Scene picture</b> .  Points to the boy in <b>Scene picture</b> .  Points to <b>Object cards</b> .	Look at this. This is a park. Three friends are in the park.  Here's a boy.  *, where's the bird? Where's the tree?  Now look at these. Which is the milk? I'm putting the milk on the table.  Now you put the milk in the dog's house.  Which is the bread?  Put the bread in front of the girl.  Which is the banana?  Put the banana next to the cat.	Points to items in picture.  Points to <b>Object card</b> .  Puts <b>Object card</b> in place.  Points to <b>Object card</b> .  Puts <b>Object card</b> in place.  Points to <b>Object card</b> .  Puts <b>Object card</b> in place.	Is this the bird? Is this the tree?  Is this the milk? ( <i>pointing to milk</i> )  Where's the dog's house? In the dog's house.  Is this the bread? ( <i>pointing to bread</i> )  Where's the girl? In front of the girl.  Is this the banana? ( <i>pointing to banana</i> ) Where's the cat? Next to the cat.
2	Removes <b>Object cards</b> and points to a bee on the <b>Scene picture</b> .  Points to the cat.  Points to the boy next to the girl.  Closes Candidate booklet.	Now, *, what's this? What colour is it? How many bees are there? What's the cat doing? Tell me about this boy.	bee yellow (and black) two walking He's holding an apple. He's got brown hair.	Is it a bee? Is it yellow (and black)? Are there two? Three? Is the cat walking? What's the boy holding? (Is he holding an apple?) What colour is the boy's hair? (Has the boy got brown hair?)
3	Picks out 4 <b>Object cards</b> .			
3.1	Shows <b>guitar card</b> .	What's this? Do you play the guitar? What is your favourite hobby?	guitar Yes/No football	Is this a guitar? Do you like playing football?
3.2	Shows <b>lamp card</b> .	What's this? Do you have a lamp on your desk? What things do you have on your desk?	lamp Yes/No pencils	Is it a lamp? Do you have pencils on your desk?
3.3	Shows <b>chips card</b> .	What are these? Do you like eating chips? Which food do you like eating?	chips Yes/No fish and chips	Are these chips? Do you like eating fish and chips?
3.4	Shows <b>apple card</b> .	What's this? Do you eat an apple at school? What fruit do you like eating?	apple Yes/No mango/watermelon	Is this an apple? Do you like mangos/watermelons?
4	Puts away all cards.	Now, *, do you have a big bedroom or a small one? Where do you put your books? Who do you read with?	small/big on the bookcase my mum/dad	Do you put your books on the bookcase? Do you read with your mum/dad?
		OK. Thank you, *. Goodbye.	Goodbye.	



## TEST 2

Part	Examiner does this	Examiner says this	Minimum response expected from child	Back-up questions
	Usher brings candidate in and introduces him/her to examiner.			
	Candidate enters.	Hello. My name's Jane/Ms Smith. What's your name?	Hello. * (child's name)	Is your name (child's name)?
<b>1</b>	Opens Candidate booklet and points to <b>Scene picture</b> .  Points to the snake in <b>Scene picture</b> .  Points to <b>Object cards</b> .	Look at this. There are animals and monsters here.  Here's a snake.  *, where's the scary monster? Where's the frog?  Now look at these. Which is the giraffe? I'm putting the giraffe between the two monsters.  Now you put the giraffe in front of the girl in the pink T-shirt.  Which is the mouse?  Put the mouse under the tree.  Which is the crocodile?  Put the crocodile next to the monkey.	Points to items in picture.  Points to <b>Object card</b> .  Puts <b>Object card</b> in place.  Points to <b>Object card</b> .  Puts <b>Object card</b> in place.  Points to <b>Object card</b> .  Puts <b>Object card</b> in place.	Is this the scary monster? Is this the frog?  Is this the giraffe? ( <i>pointing to giraffe</i> )  Where's the girl in the pink T-shirt? In front of this girl.  Is this the mouse? ( <i>pointing to mouse</i> )  Where's the tree? Under the tree.  Is this the crocodile? ( <i>pointing to crocodile</i> ) Where's the monkey? Next to the monkey.
<b>2</b>	Removes <b>Object cards</b> and points to a bird on the <b>Scene picture</b> .  Points to the children.  Points to the monkey.  Closes Candidate booklet.	Now, *, what's this? Where are the birds? How many birds are there? What are the children doing? Tell me about this monkey.	bird on the tree two clapping It's holding a doll. Its colour is brown.	Is it a bird? Are the birds on the tree? Are there two? Three? Are the children clapping? What is the monkey holding? (Is it holding a doll?) What colour is the monkey? (Is it brown?)
<b>3</b>	Picks out 4 <b>Object cards</b> .			
<b>3.1</b>	Shows <b>banana card</b> .	What's this? Do you like eating bananas? Which animal likes eating bananas?	banana Yes/No monkey(s)	Is this a banana? Do monkeys like bananas?
<b>3.2</b>	Shows <b>dog card</b> .	What's this? Have you got a dog? Which animal would you like to have?	dog Yes/No a cat	Is this a dog? Would you like to have a cat?
<b>3.3</b>	Shows <b>grapes card</b> .	What are these? Do you eat grapes? Which fruit juice do you drink in the morning?	grapes Yes/No orange juice	Are they grapes? Do you drink orange juice?
<b>3.4</b>	Shows <b>pineapple card</b> .	What's this? Do you eat pineapples? Which is your favourite fruit?	pineapple Yes/No watermelon	Is this a pineapple? Do you like watermelon?
<b>4</b>	Puts away all cards.	Now, *, how old are you? Have you got a tablet? What can you do with a tablet?	eleven Yes/No read books/play games	Are you eleven years old? Can you read books/play games?
		OK. Thank you, *. Goodbye.	Goodbye.	

## Section 1 Language Practice

### LESSON 1

Page 6

- A. (in the order they appear) J - N - Q - U  
B. (in the order they appear) h - p - t - w

Page 7

- C. 2.DONKEY 3.ORANGE 4.JEANS  
5.TABLE 7.mirror 8.zebra 9.window  
10.girl  
D. 2.b 3.g 4.d 5.s

### LESSON 2

Page 8

- A. 2.girl 3.woman 4.dog 5.cat 6.tiger  
7.chair 8.train 9.plane 10.camera

Page 9

- B. 2.sister 3.mango 4.school 5.lizard  
6.elephant  
C. Across: 3.HAT 4.SONG 5.EGG  
6.ELEPHANT  
Down: 2.ORANGE 7.TABLE  
D. ICE CREAM - SCHOOL - PEAR -  
GUITAR - ONION

### LESSON 3

Page 11

- A. 2.a 3.a 4.a 5.an 6.an 7.a 8.a 9.an  
10.a

Page 12

- B. 2.a fish 3.an umbrella 4.a television  
5.an ice cream  
C. 1.a computer 2.a clock 3.an elephant  
4.a window 5.a burger 6.a house

Page 13

- D. 2.a baby 3.a woman  
5.an orange 6.a train

### LESSON 4

Page 15

- A. 1.That is a door. 2.That is/That's a dog.  
3.That's a phone. 4.This is an ice cream.  
5.This is a carrot.  
B. 2.That 3.That 4.That 5.This

Page 16

- C. 2.This is a bed. 3.That is a bird.  
4.That is a star. 5.This is an egg.  
D. 2.That is a frog. 3.This is a bicycle.  
4.That is a football. 5.This is an arm.

### LESSON 5

Page 18

- A. 2.Who 3.What 4.Who 5.What  
B. 2.This is a hippo. 3.That is a desk.  
4.This is Grace. 5.This is an apple.

Page 19

- C. 2.Who is this 3.Who is that  
4.What is that 5.What is this  
D. 2.Who is this boy 3.What's that thing  
4.Who's that girl 5.What is that fruit

### Revision Exercises: Lessons 1-5

Page 20

- A. 2.What's 3.an 4.bird 5.Who  
B. a bee - a snake - an apple - an egg

Page 21

- C. 2.car 3.horse 4.table 5.chair  
D. 2.That is an armchair. 3.Who is that?  
4.What is this? 5.This is May.

Page 22

- E. 2.That is a hat. 3.That is a bed.  
4.This is a chicken. 5.This is a flower.  
F. 2.What's 3.Who 4.Who's

### LESSON 6

Page 24

- A. 2.- 3.the 4.the 5.-  
B. 2.You are a man. 3.I am a teacher.  
4.You are a grandpa. 5.I am a boy.

Page 25

- C. (in the order they appear) You - a -  
am - the  
D. 2.You are a spider. 3.You are a goat.  
4.I am a snake. 5.You are a giraffe.

### LESSON 7

Page 27

- A. 2.He 3.It 4.She 5.It  
B. 2.It is a table. 3.It is a sheep.  
4.It is a book. 5.He is a man.

Page 28

- C. 2.It is the sun. 3.It is a door.  
4.It is a chicken. 5.It is a flower.  
6.She is a girl. 7.He is a man.

Page 29

- D. 2.I am a boy. 3.She is a woman.  
4.You are an English teacher.  
5.He is a dad. 6.I am a child.  
7.It is a clock. 8.It is an orange.  
9.You are a music teacher.  
10.It is a mouse.

### LESSON 8

Page 31

- A. 2.a happy man 3.a big fish  
4.a nice dog 5.a black animal

Page 32

- B. 2.I'm Mark and you're Bill.  
3.Kim is a girl and she's seven years old.  
4.Sam is eight and he's a great boy.  
5.This is a grey mouse and that is a  
grey cat.  
C. 2.The sun is yellow.  
3.The tree is green.  
4.The flower is red.  
5.The dog is brown.

Page 33

- D. 2.happy 3.scary 4.old 5.clean  
E. Across: 2.SMALL 3.UGLY  
Down: 4.TALL 5.YOUNG

### LESSON 9

Page 35

- A. 2.houses 3.eyes 4.watches  
5.glasses B. peaches, oranges,  
tomatoes, carrots C. 2.three  
pencils 3.two books 4.two  
rubbers 5.two burgers

Page 36

- D. 2.a monkey 3.a bus 4.a cat  
5.a bee  
E. 1.SHOES 2.DRESSES  
3.WATCHES 4.POTATOES

### LESSON 10

Page 38

- A. 2.These are fish.  
3.Those are oranges.  
4.These are flowers.  
5.These are long rulers.  
6.Those are white birds.

Page 39

- B. 2.We are boys.  
3.They are teachers.  
4.They are beautiful.  
5.They are green boxes.  
C. 2.are 3.is 4.are 5.am

### Revision Exercises: Lessons 6-10

Page 40

- A. 2.a 3.the 4.a 5.the  
B. 2.am 3.is 4.are 5.is  
C. 2.is 3.am 4.Who 5.You

Page 41

- D. 2.They are teachers.  
3.Those are small houses.  
4.They are clean bedrooms.  
5.The boxes are blue.  
E. (in the order they appear) is - are  
F. 1.I'm 2.is 3.He 4.old

### LESSON 11

Page 43

- A. 2.is 3.is 4.are 5.am 6.are  
B. 1.is not a cat. 2.Mickey and  
Minnie are not hippos. 3.Froggy is  
not a chicken.  
4.Sam and Sue are not people.

Page 44

- C. 2.isn't 3.She's 4.She 5.isn't  
D. 1.The floor is dirty.  
2.The room is not clean.  
3.Anna and Sue are two young girls.  
4.The woman is old.  
5.The armchair is not green.  
6.The window is big.

### LESSON 12

Page 46

- A. 2.Is the cow white?  
3.Are they potatoes?  
4.Is the door closed?  
5.Are the mice grey?  
6.Are the bananas yellow?  
B. 2.Is 3.Am 4.Are 5.No, I am not.

## Page 47

- C. 2. Am I clean? 3. Is the dog brown?  
4. Are the birds small?  
5. Are Tom and Nick sad?  
D. 2. d 3. a 4. f 5. b 6. c

## Page 48

- E. 2. Yes, she is old.  
3. Yes, he is nice.  
4. Yes, they are boys.  
5. No, it is not sad.  
6. Yes, I am happy.  
7. No, I am not a teacher.  
8. Yes, I am a child.

## LESSON 13

## Page 50

- A. 2. The mice are under the armchair.  
3. The bag is on the table.  
4. The bag is in the box.  
5. The man is in the car.  
6. The snail is under the flower.  
B. 2. The pencil is under the desk.  
3. The glasses are on the table.  
4. Where is the jacket?  
5. The blue box is in the room.  
6. Where is the tablet?

## Page 51

- C. 1. Where are the birds?  
2. Where is the girl?  
3. Where is the duck?  
4. Where are the shoes?  
5. Where is the sun?  
D. 2. The burgers are on the table.  
3. The dog is under the table.  
4. The mice are in a box.  
5. The paintings are on the wall.  
6. The cat is on a box.

## LESSON 14

## Page 53

- A. 2. their 3. our 4. its 5. my 6. your  
B. 2. Her name is Lucy.  
3. Their names are Tom and Bill.  
4. Our names are Jill and Pat.  
5. Your name is Alice.

## Page 54

- C. 2. Her father is a teacher.  
3. Her mother is beautiful.  
4. Their pet is a white cat.  
5. Its tail is long.  
D. 1. Whose 2. Who's  
3. Whose 4. Whose

## LESSON 15

## Page 56

- A. 2. Yes, there is. 3. Yes, there are.  
4. No, there aren't. 5. No, there isn't.  
6. Yes, there is.  
B. 2. There are two birds on the tree.  
3. There is a duck in the water.  
4. There are three cats on the house.  
5. There is a mouse in the box.  
6. There are two snails on the turtle.

## Page 57

- C. 2. Are there two books on the desk? /  
there are not two books on the desk.  
3. Is there one red sock under the bed? /  
there is not one red sock under the bed.  
4. Are there two bananas on the table? /  
there are not two bananas on the table.  
5. Are there three children in the shop? /  
there are not three children in the shop.  
D. 2. There is a frog on the table.  
3. There are two dolls on the floor.  
4. There are three boxes under the table.  
5. There is a cat on the chair.  
6. There is a painting on the wall.

## Revision Exercises: Lessons 11-15

## Page 58

- A. 2. your 3. our 4. her 5. his 6. its  
7. their  
B. 2. they are. 3. there aren't.  
4. there isn't. 5. you are. 6. I am.

## Page 59

- C. 2. There are not trains in the street.  
3. There is not a tablet on my desk.  
4. There is not a pear on the table.  
5. The girls are not on their bikes.  
6. You are not on the bus.  
D. 2. in 3. under 4. in 5. on

## Page 60

- E. 1. It's 2. It 3. in 4. Their 5. Its  
F. 2. name is Hugo.  
3. is brown.  
4. house is in the garden.  
5. ears are big.

Section 2  
Reading in English

## UNIT 1

## Page 62

- A.  
2. Alex 3. Short 4. 16/sixteen 5. Tom  
B.  
2. Yes 3. No (Anna's) 4. Yes  
5. No (with Kim)

## Page 63

(in the order they appear) Matt -  
Alice - 8/eight - 4/four - Lucy

## UNIT 2

## Page 64

- A.  
1. Ben's 2. Brown 3. B-E-A-N  
4. 12/twelve 5. red

## B.

1. No (Ben) 2. No (May) 3. No (he likes it)  
4. Yes 5. Yes

## Page 65

1. tiger 2. snake 3. giraffe 4. mouse  
5. goat 6. bird 7. lizard

## UNIT 3

## Page 66

- A.  
1. 11/eleven 2. 6/six 3. Nick 4. brown  
5. glasses

## B.

1. Yes 2. No (his brother)  
3. No (music teacher) 4. Yes 5. No (grey)

## Page 67

1. hockey 2. horse 3. fishing 4. kite  
5. swim 6. run 7. skateboarding 8. walk

## UNIT 4

## Page 68

- A.  
1. bag 2. jacket 3. red 4. floor 5. blue

## B.

1. Yes 2. No (yellow) 3. Yes 4. No (dirty)  
5. Yes

## Page 69

1. behind 2. in 3. next to 4. in front of  
5. under 6. on

## UNIT 5

## Page 70

- A.  
1. hockey 2. basketball 3. home  
4. tennis 5. park

## B.


1. Yes 2. No (Anna phones Dan) 3. Yes  
4. No (reading a book) 5. Yes

## Page 71

2. badminton 3. football  
4. tennis 5. table tennis 6. baseball

Practice Tests

Test 1  
Listening Part 1



1. Anna is wearing a green dress and red shoes.
2. Pat is wearing a purple skirt and a blue T-shirt.
3. Matt is wearing brown shorts.
4. May is wearing a blue hat.
5. Sam is wearing blue trousers and a yellow T-shirt.


Listening Part 2

1. 18/eighteen
2. Alice
3. 19/nineteen
4. Grace
5. 5/five

Listening Part 3

1. B
2. C
3. B
4. C
5. A

Listening Part 4



Reading & Writing Part 1

1. ✓
2. X
3. X
4. ✓
5. X

Reading & Writing Part 2

1. no
2. yes
3. yes
4. no
5. yes

Reading & Writing Part 3

1. motorbike
2. helicopter
3. lorry
4. train
5. car


Reading & Writing Part 4

1. fruit
2. legs
3. trees
4. eyes
5. tail

Reading & Writing Part 5

1. pointing/writing
2. numbers
3. bird
4. flying
5. 4/four

Test 2  
Listening Part 1



1. Grace has long black hair and is riding an orange bike.
2. Eva is riding a pink bike and is wearing a purple jacket.
3. Bill is wearing grey trousers and a white shirt and he's riding a horse.
4. Ben is wearing a yellow shirt and jeans and he's riding a horse.
5. Sue is wearing a hat and is sitting on a chair reading a book.


Listening Part 2

1. 4/four
2. 6/six
3. Jill
4. Hugo
5. 10/ten

Listening Part 3

1. B
2. B
3. B
4. C
5. C

Listening Part 4



Reading & Writing Part 1

1. ✓
2. ✓
3. X
4. ✓
5. X

Reading & Writing Part 2

1. no
2. yes
3. no
4. yes
5. yes

Reading & Writing Part 3

1. zoo
2. park
3. house
4. school
5. sea

Reading & Writing Part 4

1. numbers
2. computer
3. basketball
4. piano
5. food

Reading & Writing Part 5

1. 2/two
2. man/teacher
3. door
4. one/1
5. children

**A**

a det  
 about prep  
 add v  
 afternoon n  
 again adv  
 alien n  
 alphabet n  
 an det  
 and conj  
 angry adj  
 animal n  
 answer n + v  
 apartment n (UK flat)  
 apple n  
 arm n  
 armchair n  
 ask v  
 at prep of place

**B**

baby n  
 badminton n  
 bag n  
 ball n  
 balloon n  
 banana n  
 baseball n  
 baseball cap n  
 basketball n  
 bat (for baseball) n  
 bath n  
 bathroom n  
 be v  
 beach n  
 bean n  
 bear n  
 beautiful adj  
 bed n  
 bedroom n  
 bee n  
 behind prep  
 between prep  
 big adj  
 bike n  
 bird n  
 birthday n  
 black adj  
 blue adj  
 board n  
 board game n  
 boat n  
 body n  
 book n  
 bookcase n  
 bookshop n  
 boots n  
 bounce v  
 box n  
 boy n  
 bread n  
 breakfast n  
 brother n  
 brown adj  
 burger n  
 bus n  
 but conj  
 bye excl

**C**

cake n  
 camera n  
 can v  
 candy n (UK sweet(s))  
 car n  
 carrot n  
 cat n  
 catch v  
 chair n  
 chicken n  
 child/children n  
 chips n (US fries)  
 chocolate n  
 choose v  
 clap v  
 class n  
 classmate n  
 classroom n  
 clean adj + v  
 clock n  
 close v  
 closed adj  
 clothes n  
 coconut n  
 colour n + v (US color)  
 come v  
 complete v  
 computer n  
 cool adj  
 Cool! excl  
 correct adj  
 count v  
 cousin n  
 cow n  
 crayon n  
 crocodile n  
 cross n + v  
 cupboard n

**D**

dad n  
 day n  
 desk n  
 dining room n  
 dinner n  
 dirty adj  
 do v  
 dog n  
 doll n  
 donkey n  
 don't worry excl  
 door n  
 double adj  
 draw v  
 drawing n  
 dress n  
 drink n + v  
 drive v  
 duck n

**E**

ear n  
 eat v  
 egg n  
 elephant n  
 end n  
 English adj + n  
 enjoy v  
 eraser n (UK rubber)  
 evening n  
 example n  
 eye n

**F**

face n  
 family n  
 fantastic adj  
 Fantastic! excl  
 father n  
 favourite adj (US favorite)  
 find v  
 fish (s + pl) n  
 fishing n  
 flat n (US apartment)  
 floor n  
 flower n  
 fly v  
 food n  
 foot/feet n  
 football n (US soccer)  
 for prep  
 friend n  
 fries n (UK chips)  
 frog n  
 from prep  
 fruit n  
 fun adj + n  
 funny adj

**G**

game n  
 garden n  
 get v  
 giraffe n  
 girl n  
 give v  
 glasses n  
 go v  
 go to bed v  
 go to sleep v  
 goat n  
 good adj  
 goodbye excl  
 grandfather n  
 grandma n  
 grandmother n  
 grandpa n  
 grape n  
 gray adj (UK grey)  
 great adj + excl  
 green adj  
 grey adj (US gray)  
 guitar n

**H**

hair n  
 hall n  
 hand n  
 handbag n  
 happy adj  
 hat n  
 have v  
 have got v  
 he pron  
 head n  
 helicopter n  
 hello excl  
 her poss adj + pron  
 here adv  
 hers pron  
 Hi! excl  
 him pron  
 hippo n  
 his poss adj + pron  
 hit v  
 hobby n

hockey n  
 hold v  
 home n + adv  
 Hooray! excl  
 horse n  
 house n  
 how int  
 how many int  
 how old int

**I**

I pron  
 ice cream n  
 in prep of place + time  
 in front of prep  
 it pron  
 its poss adj + pron

**J**

jacket n  
 jeans n  
 jellyfish n

juice n  
 jump v

**K**

keyboard (computer) n  
 kick v  
 kid n  
 kitchen n  
 kite n  
 kiwi n  
 know v

**L**

lamp n  
 learn v  
 leg n  
 lemon n  
 lemonade n  
 lesson n  
 let's v  
 letter (of the alphabet) n  
 like prep + v  
 lime n  
 line n  
 listen v  
 live v  
 living room n  
 lizard n  
 long adj  
 look v  
 look at v  
 lorry n (US truck)  
 a lot adv + pron  
 a lot of det  
 lots adv + pron  
 lots of det  
 love v  
 lunch n

**M**

make v  
 man/men n  
 mango n  
 many det  
 mat n  
 me pron

me too dis  
meat n  
meatball n  
milk n  
mine pron  
mirror n  
Miss title  
monkey n  
monster n  
morning n  
mother n  
motorbike n  
mouse/mice n  
mouse (computer) n  
mouth n  
Mr title  
Mrs title  
mum n  
music n  
my poss adj

**N**

name n  
new adj  
next to prep  
nice adj  
night n  
no adv + det  
nose n  
not adv  
now adv  
number n

**O**

of prep  
oh dis  
oh dear excl  
OK adj + dis  
old adj  
on prep of place  
one det + pron  
onion n  
open adj + v  
or conj  
orange adj + n  
our poss adj  
ours pron

**P**

page n  
paint n + v  
painting n  
paper n  
pardon int  
park n  
part n  
pea n  
pear n  
pen n  
pencil n  
person/people n  
pet n  
phone n + v  
photo n  
piano n  
pick up v  
picture n  
pie n  
pineapple n  
pink adj

plane n  
play v  
playground n  
please dis  
point v  
polar bear n  
poster n  
potato n  
purple adj  
put v

**Q**

question n

**R**

radio n  
read v  
really adv  
red adj  
rice n  
ride v  
right (correct) adj  
right dis  
robot n  
room n  
rubber n (US eraser)  
rug n  
ruler n  
run v

**S**

sad adj  
Sam n  
sand n  
sausage n  
say v  
scary adj  
school n  
sea n  
see v  
See you! excl  
sentence n  
she pron  
sheep (s + pl) n  
shell n  
ship n  
shirt n  
shoe n  
shop n (US store)  
short adj  
shorts n  
show v  
silly adj  
sing v  
sister n  
sit v  
skateboard n  
skateboarding n  
skirt n  
sleep v  
small adj  
smile n + v  
snake n  
so dis  
soccer n (UK football)  
sock n  
sofa n  
some det  
song n  
sorry adj + int  
spell v  
spider n  
sport n

stand v  
start v  
stop v  
store n (UK shop)  
story n  
street n  
sun n  
supper n  
sweet(s) n (US candy)  
swim v

**T**

table n  
table tennis n  
tablet n  
tail n  
take a photo/picture v  
talk v  
teacher n  
teddy (bear) n  
television/TV n  
tell v  
tennis n  
tennis racket n  
thank you dis  
thanks dis  
that det + pron  
the det  
their poss adj  
theirs pron  
them pron  
then dis  
there adv  
these det + pron  
they pron  
thing n  
this det + pron  
those det + pron  
throw v  
tick n + v  
tiger n  
to prep  
today adv + n  
tomato n  
too adv  
toy n  
train n  
tree n  
trousers n  
truck n (UK lorry)  
try n + v  
T-shirt n  
TV/television n

**U**

ugly adj  
under prep  
understand v  
us pron

**V**

very adv

**W**

walk v  
wall n  
want v  
watch n + v  
water n  
watermelon n  
wave v  
we pron

wear v  
well dis  
well done dis  
what int  
where int  
which int  
white adj  
who int  
whose int  
window n  
with prep  
woman/women n  
word n  
would like v  
Wow! excl  
write v

**Y**

year n  
yellow adj  
yes adv  
you pron  
young adj  
your poss adj  
yours pron

**Z**

zebra n  
zoo n

**Numbers**

understand & write numbers  
1-20

**Names**

Alex  
Alice  
Anna  
Ben  
Bill  
Dan  
Eva  
Grace  
Hugo  
Jill  
Kim  
Lucy  
Mark  
Matt  
May  
Nick  
Pat  
Sam  
Sue  
Tom

**Abbreviations**

adj adjective  
adv adverb  
conj conjunction  
det determiner  
dis discourse marker  
excl exclamation  
int interrogative  
n noun  
poss possessive  
prep preposition  
pron pronoun  
v verb

# i-Start

For revised exam from 2018  
Reading, Grammar & Vocabulary fun activities  
for the Cambridge English Qualifications: Pre-A1 Starters exam  
and 2 complete practice tests  
Audio Scripts & Answer Key

---

Andrew Betsis - Lawrence Mamas

Chịu trách nhiệm xuất bản  
Giám đốc - Tổng Biên tập  
Đinh Thị Thanh Thủy

Biên tập Nguyễn Thị Liên  
Trình bày sách Công ty Nhân Trí Việt  
Sửa bản in Liên Nguyễn

NHÀ XUẤT BẢN TỔNG HỢP THÀNH PHỐ HỒ CHÍ MINH

62 Nguyễn Thị Minh Khai - Q.1 - TP.HCM

☎ 38225340 - 38296764 - 38247225 Fax: 38222726

E-mail: tonghop@nxbhcm.com.vn Sách online: www.nxbhcm.com.vn

Ebook: www.sachweb.vn

Thực hiện liên kết:

Công ty TNHH Nhân Trí Việt

83<sup>B</sup> Trần Đình Xu, P. Nguyễn Cư Trinh, Quận 1

Thành phố Hồ Chí Minh

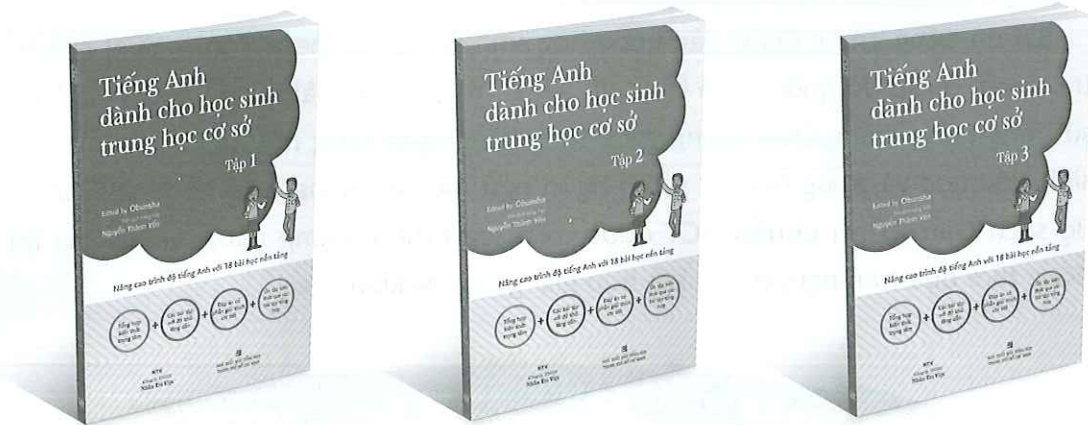
☎ 38379344 Fax: 38302417

www.nhantriviet.com

---

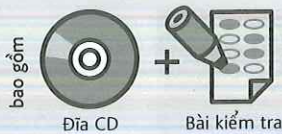
In 1.000 cuốn khổ 21 x 29,5 cm tại Công ty TNHH MTV ITAXA - 126 Nguyễn Thị Minh Khai - Quận 3 - Tp. Hồ Chí Minh.  
XNĐKXB số: 3129-2018/CXBIPH/08-245/THTPHCM ngày 4-9-2018. QĐXB số: 1030/QĐ-THTPHCM-2018 ngày 6-9-2018.  
ISBN: 978-604-58-8240-5. In xong và nộp lưu chiểu tháng 12-2018.

## Tiếng Anh dành cho học sinh trung học cơ sở

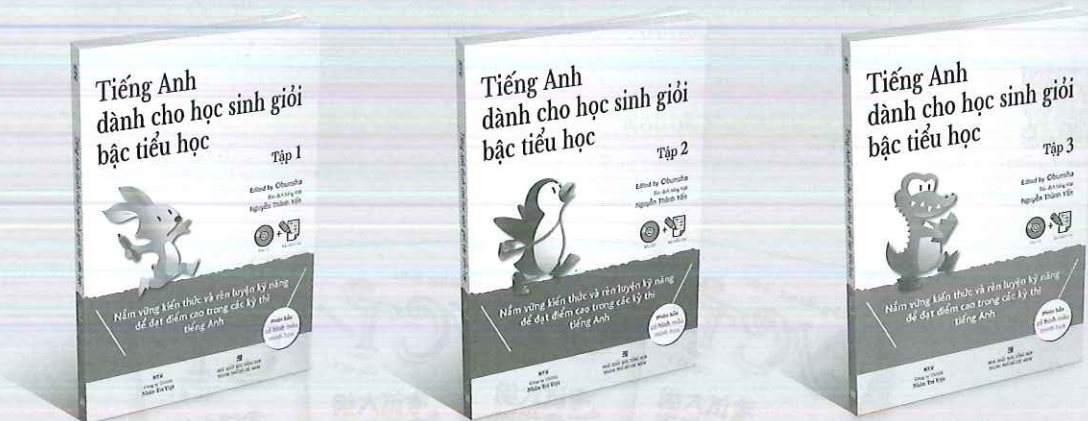


Bộ sách này được biên soạn nhằm trang bị cho bạn những kiến thức cần thiết trong chương trình tiếng Anh bậc trung học cơ sở đồng thời giúp bạn cải thiện kỹ năng làm bài.

Bằng cách thực hành các bài tập có độ khó tăng dần, bạn sẽ nắm vững kiến thức đã học ở trang tóm tắt. Qua phần đáp án có lời giải thích chi tiết, bạn sẽ nhận ra và khắc phục những lỗi đã mắc phải để đạt kết quả cao trong các kỳ thi tiếng Anh.



## Tiếng Anh dành cho học sinh giỏi bậc tiểu học



Bộ sách là tài liệu phù hợp với học sinh tiểu học trong việc củng cố kiến thức tiếng Anh. Mỗi bài học được thiết kế theo hướng khuyến khích các em học kết hợp với thực hành. Đầu tiên, các em làm một số bài tập đơn giản rồi sau đó sẽ đọc phần tóm tắt kiến thức liên quan đến các bài tập vừa làm. Cuối cùng, các em làm thêm một số bài tập khác để củng cố kiến thức. Với nội dung súc tích kèm hình minh họa xuyên suốt bộ sách, các em sẽ thấy học tiếng Anh thật dễ dàng và thú vị.



Bài thi tiếng Trung Quốc dành cho học sinh (Youth Chinese Test – YCT) là bài kiểm tra chuẩn ở cấp độ quốc tế về trình độ tiếng Trung Quốc. Bài thi này đánh giá khả năng sử dụng tiếng Trung Quốc trong cuộc sống hằng ngày cũng như trong học tập của học sinh tiểu học và trung học cơ sở có ngôn ngữ mẹ đẻ không phải là tiếng Trung Quốc. Bộ sách **Giáo trình chuẩn YCT** được biên soạn theo hướng bám sát các bài thi YCT đồng thời dựa trên nguyên tắc kết hợp giảng dạy và kiểm tra.



Giáo trình chuẩn YCT 1-6 (6 quyển)

Giáo trình	Bài thi YCT	Từ vựng	Giờ học (tham khảo)
Quyển 1	Cấp độ 1	80	35-45
Quyển 2	Cấp độ 2	150	35-45
Quyển 3	Cấp độ 3	300	50-60
Quyển 4	Cấp độ 3	300	50-60
Quyển 5	Cấp độ 4	600	60-70
Quyển 6	Cấp độ 4	600	60-70

Quét mã QR để đọc thử



[www.nhantriviet.com/v0069](http://www.nhantriviet.com/v0069)





[www.nhantriviet.com/v0070](http://www.nhantriviet.com/v0070)

Hướng dẫn học và thi YCT - Cấp độ 1-4 (4 quyển)

# Cambridge English: **STARTERS** – **MOVERS** – **FLYERS**




Reading, Grammar & Vocabulary fun activities for the Cambridge English Qualifications






- ★ Vocabulary and Grammar exercises that help students practise using the language needed for each level
- ★ Various topics with Reading Comprehension activities and FUN Vocabulary exercises
- ★ Extra practice tests for the Cambridge English Qualifications: **Pre A1 Starters**, **A1 Movers** & **A2 Flyers**

## Succeed in Cambridge English: 8 Practice Tests

- ★ **8** complete Practice Tests
- ★ The accompanied **Audio Scripts & Answers booklet** includes information about the **marking scheme**, the **answers** to all the exercises, the **vocabulary list**, examples of the type of interaction expected in the **Speaking section** and the **Audio Scripts**.
- ★ The **CD** includes the audio files for the Listening section for all 8 tests, as well as the complimentary **interactive edition of two tests** (cross-platform compatible).



## Cambridge English Qualifications: 3 Practice Tests



- ★ **3** complete Practice Tests
- ★ Content fully updated for the 2018 revised examination
- ★ Ideas for fun activities to help motivate and prepare young learners for test day, available online
- ★ Free audio for the Listening papers, plus model answers for the Speaking papers available online

Phát hành tại  
**Nhà sách MINH TÂM**  
286<sup>B</sup> An Dương Vương P4 Q5 TP. Hồ Chí Minh  
☎ 38353608 – 38354845 Fax 38302417  
Email: [minhtam@nhantriviet.com](mailto:minhtam@nhantriviet.com)  
Website: [www.nhasachminhtam.com](http://www.nhasachminhtam.com)

Quét mã QR  
để nghe file MP3




[www.nhantriviet.com/MP3-ISTART](http://www.nhantriviet.com/MP3-ISTART)

Giá: 178.000đ  
(bao gồm hai quyển: i-Start,  
Audio Scripts & Answer Key và đĩa MP3)

ISBN: 978-604-58-8240-5



9 786045 188240 5