






Start	go school	paint house		do homework
	play baseball	meet friends		Go back 2
	read book	 buy bread		score goal
				win prize
sing song		clean room		get A+
fix bike				
play piano		Go Ahead 2	 get angry	
go park				finish homework
catch cold		see movie		go skiing
				say hello

Rules: Roll the dice and move your piece. You must make a past tense sentence with the words in the square. You must also use an expression of time. Example, if my first roll is a two: *I played baseball last week.*

take bus		write letter	send email	climb tree	study math
ride horse	When you roll the dice you have to use the expression below:				
go hiking	(1) yesterday (2) last week (3) two days ago (4) last month (5) two months ago (6) last year				
Trade Places					
make snowman					
say hello					

Past Tense Talk

drink milk		call friend	brush teeth	
Trade places			kiss frog	
			watch game	
			Go Ahead 2	
Go Back 1	go fishing	take bath	draw picture	start homework
eat bug				
take picture		find money	 win game	
go camping	say thanks	listen music		END

Procedure:

1. Hand out the main sheet and place it on the table
2. Explain to the students how to play.

Each box corresponds to one question. Each student has roll a dice **and move his/her piece.**

Ask the students to use the words in the square to make a sentence in the past tense, then use the phrase to ask a question. The student must also use an expression of time.

Example, if my first roll is a two: I played baseball last week.

If the answer is correct, the student, when it is his turn, can go on playing, if not he has to skip one turn.

3. The student who first finishes the **iter** from “FINISH to START” is the winner

Thank the students for coming to the lesson.