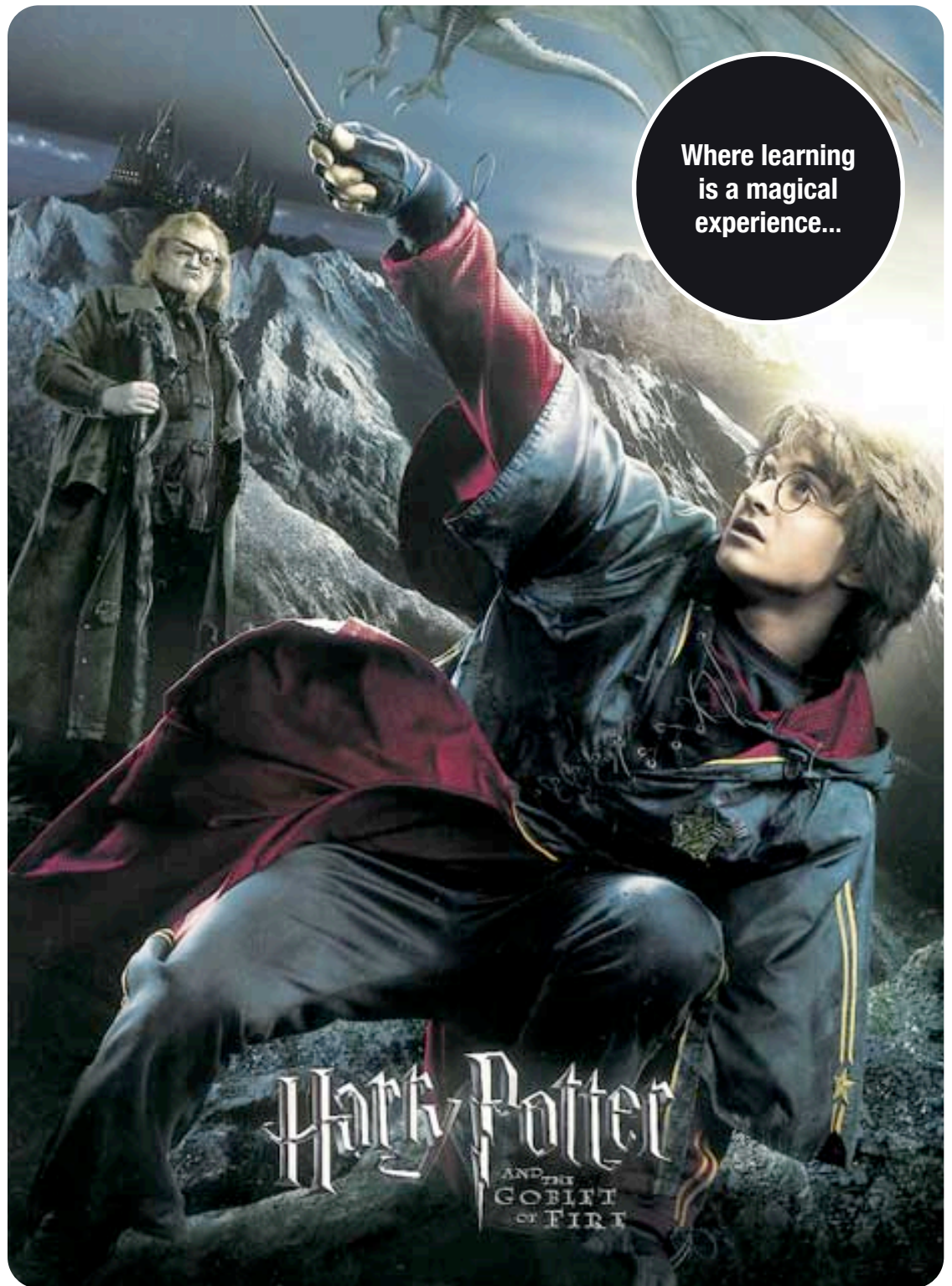


CAMP EDITION

SUMMER 2010



Where learning is a magical experience...

SUMMER 2010

July 26th
through
August 20th

LEARNING = FUN

We will explore the wizarding world of Harry Potter by working on activities, projects, and arts and crafts. The best part is we will learn English at the same time.

BROUGHT TO YOU BY:





The Magical World of Learning Awaits You! Join Harry and his friends!

This is the beginning of the journey of a lifetime. It is a trip you will never forget. There is no trip like one that makes you excited to learn. We hope you enjoy the ride as Harry, Hermoine, Ron, and other friends guide you through your English learning lessons.

This summer join Harry and the gang and explore verbs, adjectives, nouns, and other parts of speech. Also, pick up conversation lessons, science, math, and writing. We are excited to



announce the Han's Academy's first ever *Fly through the Summer Adventure Camp*.

To complete your journey through the wiles of Hogsmead, Hogwarts, and other magical lands, we will end the summer with a celebration. This will include a party, movie viewing, and a fun day to showcase all of your arts and crafts to your parents. We are very excited that you have decided to join our group of young magical children. We hope that you will enjoy yourself as we learn together.

HOGWARTS AWAITS YOU!	ESL WORK	ARTS&CRAFTS	PUZZLES	PROJECTS
	<p>We will work our way through the parts of speech, conversation, and writing.</p>	<p>We will make fun crafts to go with our harry potter theme with our creative abilities.</p>	<p>Who says learning cant be fun? We will learn vocabulary through fun puzzles.</p>	<p>We will attempt some fun projects and experiments like Harry and his friends.</p>



HOGWARTS SCHOOL
of WITCHCRAFT and WIZARDRY

Headmaster: Albus Dumbledore

*(Order of Merlin, First Class, Grand Sorc., Chf. Warlock,
Supreme Mugwump, International Confed. of Wizards)*

Dear Mr. Potter and guests,

We are pleased to inform you that you have been accepted at Hogwarts School of Witchcraft and Wizardry. Please find enclosed a list of all necessary books and equipment.

Term begins on July 26th. We await your owl by no later than July 26th.

Yours sincerely,

Minerva McGonagall
Deputy Headmistress

PARENTS BE REMINDED THAT FIRST YEARS ARE NOT ALLOWED THEIR OWN BROOMSTICKS.

You will need:

Harry Potter Book
Pencil
Crayons

TABLE OF CONTENTS

Where is it?

WEEK ONE

lesson one	5
lesson two	14
lesson three	21
lesson four	28
lesson five	35

WEEK TWO

lesson one	45
lesson two	53



Watch out
for nargles!



Let me
show you
around...

WEEK THREE

lesson one	62
lesson two	69
lesson three	77
lesson four	85
lesson five	93


WEEK FOUR

lesson one	103
lesson two	112
lesson three	122
lesson four	132
lesson five	136

APPENDICES

appendix one	141
appendix two	144
appendix three	147

WEEK ONE



Lesson One- coloring page



Harry Potter

And The Philosopher's Stone

r	a	c	h	n	a	i	l	e	s	y	h	q	w	y	r	i	j	i	e
w	h	m	j	t	m	p	z	c	b	m	x	t	i	q	m	i	d	x	y
q	k	c	t	t	f	v	n	l	k	m	v	j	l	j	o	u	n	r	b
f	e	r	a	v	e	n	c	l	a	w	o	n	q	u	v	w	t	o	b
o	u	n	s	e	e	k	e	r	u	v	b	n	d	y	h	r	f	m	n
m	l	v	q	u	i	d	d	i	t	c	h	h	c	k	l	l	d	j	d
g	o	l	d	e	n	s	n	i	t	c	h	f	j	i	z	b	x	s	g
z	v	g	i	c	h	j	r	g	j	o	f	p	f	h	s	g	d	m	b
d	u	k	u	v	n	f	o	v	k	z	p	d	q	b	l	h	s	u	y
i	u	y	n	b	a	u	y	o	m	j	c	y	n	c	y	o	g	g	g
a	s	j	i	f	f	n	s	l	c	n	o	u	d	e	t	d	n	g	r
g	e	g	c	i	k	q	d	d	b	r	r	r	n	n	h	g	m	l	y
o	p	v	o	r	n	u	e	e	y	t	n	z	o	t	e	a	k	e	f
n	s	p	r	e	s	i	a	m	r	w	u	a	c	a	r	e	s	s	f
a	c	v	n	n	f	r	o	o	r	s	r	m	t	u	i	j	a	h	i
l	d	u	j	z	r	r	x	r	c	a	j	r	k	r	n	l	o	h	n
l	q	p	k	e	q	e	z	t	n	z	h	o	g	w	a	r	t	s	d
e	s	p	m	d	c	l	w	v	h	u	f	f	l	e	p	u	f	f	o
y	i	y	k	e	p	l	g	r	i	n	g	o	t	t	s	l	o	c	r
h	o	v	z	z	x	m	i	r	r	o	r	o	f	e	r	i	s	e	d

muggles

diagon alley

ollivanders

gringotts

hogwarts

gryffindor

slytherin

hufflepuff

ravenclaw

quidditch

golden snitch

seeker

unicorn

firenze

centaur


mirror of erised

quirrell

voldemort



answer if you dare!



Across

- 1. Potion's teacher.
- 5. How many heads did Fluffy have?
- 6. What can you buy at Ollivanders?
- 8. Miss Granger
- 9. The name of the dog guarding the stone.

Down

- 1. What animal did Harry talk to at the zoo?
- 2. What does Harry chase?
- 3. Where did Harry see his parents?
- 4. Who invented the Philosopher's Stone?
- 7. Harry's cousin.

Vocabulary

with Ron Weasley

EMOTION WORDS

EMOTIONS:

1. Anger
2. Happiness
3. Fear
4. Pride
5. Greed
6. Pain
7. Love
8. Bored
9. Guilt
10. Embarrassment

Pick two emotions and give an example of a time when you felt them.

1. _____

What was the happiest memory you have?

2. _____



Question vs. Telling



Read each sentence. Circle **telling** if it is a telling sentence. Circle **question** if it is a question.

1. We picked a giant pumpkin when we visited the farm. telling question
2. Did you carve a jack-o-lantern for Halloween? telling question
3. Will there be a full moon tonight? telling question



4. I am wearing a costume to the party. telling question
5. Do you think I should bring a sweater? telling question
6. Will we get to bob for apples? telling question
7. I helped make the magic potion punch. telling question

8. Did you put the punch in the black cauldron? telling question
9. Did you help make the decorations? telling question
10. There will be ghouls and monsters everywhere. telling question



Write a telling sentence and a question using the following words. Remember to capitalize and use the correct punctuation.

haunted, old, the, is, house

The old house is haunted. (telling)
Is the old house haunted? (question)

O.W.L. Writing Assessment

DIARY- Write a diary of your day so far



Alphabetical Order of the Phoenix...

Put the words in alphabetical order:

EASY

1. Butter-beer, Malfoy, Cupboard
2. Albus, Wizard, Wand
3. Ron, Slytherin, Hagrid
4. Owl, Rat, Witch, Quittich
5. Hogsmead, Snape, Chamber

DIFFICULT

1. Weasley, Potter, Granger
2. Harry, Hermoine, Hogwarts, Hufflepuff
3. Spell, Speak, Spin, Swim
4. Scared, Scary, Scares
5. Belatrix, Sirius, Rupert, Terry, Casper, Cedrick, Dumbledore, Dobby,



NUMBER IN ALPHABETICAL ORDER

Hermoine _____

Snape _____

Harry _____

Ron _____

Malfoy _____

Dumbledore _____

Arts&Crafts

Pencil Brooms

Fun Way to Decorate your Pencil for a harry potter celebration!

You can create a wizard's broom that magically helps you do your homework with this broom pencil topper craft. Great gift and activity idea for the Harry Potter fans.

What you'll need:

- Yellow or natural wood-colored pencil
- Double stick tape
- Raffia
- Scissors
- Gold star garland
- Wire cutters
- Black thin permanent marker, optional

How to make it:

1. Cut some raffia about 3 1/2" long.
2. Cut off a piece of double stick tape long enough to wrap around the metal part of the pencil eraser. Wrap around metal piece.
3. Lay ends of raffia around the pencil, adhering to the tape, with ends sticking up above the eraser.
4. Cut off another piece of double stick tape long enough to wrap around and adhere to the top of the raffia, directly above the other piece of tape.
5. Lay ends of raffia around the pencil, adhering to the tape, with ends sticking up above the eraser.
6. Cut off two pieces of double stick tape long enough to wrap around and adhere one piece to the top of the raffia, directly above the other piece of tape. Adhere the second piece of tape directly below the other piece of tape.
7. Take the gold star garland and start wrapping around the pencil, pressing as you wrap to adhere it to the tape. When you reach the end of the tape, cut the wire and tuck end inside under previously placed garland.
8. Now you have a broom! Add a name for your broom in black marker, if desired.



Lesson Two- Coloring Page



Harry Potter

AND THE GOBLET OF FIRE

Word Search

Find words from *Harry Potter and the Goblet of Fire* in the grid below. Words can go across, up, down or diagonally.

D N R G I L L Y W E E D L
I A B B V T G L D V P A I
A R S E N Y T I H E T R A
G V R M A D R G H I C K T
O A E I B U D F X S T M M
N D T R A R X L I N K A R
A E A H P M E B L E M R O
L K E K O S D D A P G K W
L A H T R T L R O T B U Y
E D T J T R P A D F O O T
Y A A Q K A V K Q A E N L
M V E H E N B V N H T O S
H A D B Y G P O R T K E Y

DIAGON ALLEY
BEAUXBATONS
DURMSTRANG
PENSIEVE

GILLYWEED
AVADA KEDAVRA
PORTKEY
DEATH EATERS

DARK MARK
PADFOOT
WORMTAIL



HARRY POTTER SCRAMBLED WORD GAME

You may not know how *Harry Potter and the Deathly Hallows* ends, but with a little effort you can figure out the Harry Potter words below.

1. tsotgring

--	--	--	--	--	--	--	--	--	--

2. yrgnidrfo

--	--	--	--	--	--	--	--	--	--	--	--

3. mtsragnurd

--	--	--	--	--	--	--	--	--	--	--	--	--

4. bknaaaz

--	--	--	--	--	--	--	--

5. yenhsekud

--	--	--	--	--	--	--	--	--	--	--	--

6. ksricoskohan

--	--	--	--	--	--	--	--	--	--	--	--	--	--	--

7. enoimchr

--	--	--	--	--	--	--	--	--	--

8. dtoaofp

--	--	--	--	--	--	--	--

9. edcmtnros

--	--	--	--	--	--	--	--	--	--	--	--

10. sslikba

--	--	--	--	--	--	--	--	--	--

11. kkbceuae

--	--	--	--	--	--	--	--	--	--	--

12. rebfblomwro

--	--	--	--	--	--	--	--	--	--	--	--	--	--	--

13. fsingaurtraton

--	--	--	--	--	--	--	--	--	--	--	--	--	--	--	--	--	--	--	--

14. yenemculco

--	--	--	--	--	--	--	--	--	--	--	--	--	--	--

15. oolamrv

--	--	--	--	--	--	--	--

16. raplesoumht

--	--	--	--	--	--	--	--	--	--	--	--	--	--	--	--	--

17. unstroap

--	--	--	--	--	--	--	--	--	--	--

18. ceevsnp

--	--	--	--	--	--	--	--	--	--	--

19. nsoeepskeac

--	--	--	--	--	--	--	--	--	--	--	--	--	--	--	--

20. ltlepaocps

--	--	--	--	--	--	--	--	--	--	--	--	--	--	--	--	--



Vocabulary

with Ron Weasley

HOUSEHOLD WORDS FROM SCRIBOW

Household:

1. Bedroom
2. Bathroom
3. Kitchen
4. Living Room
5. Dining Room
6. Table
7. Refrigerator
8. Bed
9. Toilet
10. Sink
11. Couch
12. Chair
13. Silverware
14. Television
15. Garage

What is your favorite Room in your home?

1. _____

Where do you go when you are hungry?

2. _____

Where do you wash your hands?

3. _____

Where do you sleep?

4. _____




O.W.L. Writing Assessment

DIARY- Write a diary of your day so far

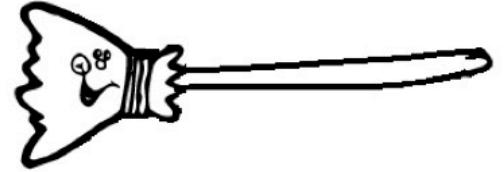
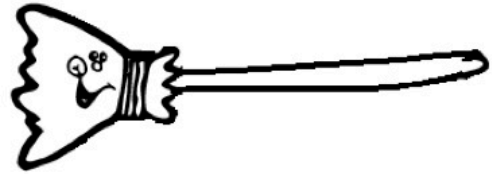


PLURAL NOUNS


Circle the correct plural form of each noun.



pumpkines **pumpkin** pumpkins




brooms **broom** broomes




spiders **spider** spideres



witches **witch** witchs




bates **bat** bats



monsteres **monster** monsters

**HELP HARRY
FIND HIS WAY TO
THE WEASLEY'S
HOUSE**



LESSON THREE

Coloring Page



HARRY POTTER WORD SEARCH

While waiting for *Harry Potter and the Deathly Hallows*, test your vision and vocabulary by discovering hidden Harry Potter names and terms.



Hagrid
Diagon Alley
Sorting Hat
Quidditch
Dobby
Mandrake
Scabbers

Aragog
Firebolt
Dementor
Wormtail
Portkey
Apparate
Merpeople

Zonko's
Occlumency
Cho Chang
Phlegm
Greyback
Horcruxes
Bezoar



Adjectives Worksheet

Circle the words that describe the dragon.

Scary Big Nice Soft Weird Loud
Dangerous Friendly Terrible Angry Happy Sad
Monstrous Beautiful Delicate Cute Evil Cuddly

Write three sentences that describe the dragon using some of the words from above.

1. _____

2. _____

3. _____

Vocabulary

with Ron Weasley

SCHOOL WORDS

School:

1. Eraser
2. Pencil
3. Notebook
4. School Bag
5. English
6. Teacher
7. Tutor
8. School Bus
9. Math
10. Science
11. Test
12. Study
13. Homework
14. Pen
15. Pencil Case

What is your favorite school subject?

1. _____

2. Why is it your favorite?



O.W.L. Writing Assessment

DIARY- Write a diary of your day so far



A or An

Help Hagrid figure out whether to use a or an as he keeps the grounds at Hogwarts

You use “an” when specifying a word that begins with a vowel (a,e,i,o,u)

You use “a” when specifying a word that begins with a consonant letter

1. Hagrid woke up early this morning because he bought ____ new alarm clock.
2. Next he went to the kitchen to eat ____ egg and ____ piece of toast.
3. Afterwards, he went outside to greet his new pet. It was ____ huge spider.
4. The spider had ____ strange name. It’s name was Aragog.
5. Hagrid then went to greet Harry and Hermoine for ____ afternoon snack.
6. It was delicious. They had one banana and ____ apple.
7. Hagrid always enjoys being with friends. Harry is ____ old friend.
8. Hagrid went back to work in ____ nearby field.

9. There he ran into another friend, Dobby. Dobby is ____ servant.

10. Dobby told Hagrid to protect Harry from ____ dark wizard.

11. Hagrid agreed. He always will protect a person who is ____ good wizard.

12. Dobby said goodbye and was on his way. Hagrid left to find some food for ____ animal he found in the field.

13. It was ____ baby dragon.

14. Hagrid loves having new pets. This one would be ____ favorite of his.



Arts&Crafts

Harry Potter Glasses

Fun Way to dress up like Harry Potter.

What you'll need:

- 2 black chenille stems

How to make it:



1. Bend both chenille stems as shown in step 1. (Note: To make it easier to follow the directions, I have used one yellow chenille stem in place of the second chenille stem. You should use two black chenille stems.)
2. Bend each end of the yellow chenille stem in a loop as shown in step 2.
3. Bend the ends of the yellow chenille stems around the black chenille stem *and* around the yellow chenille stem to secure it to the frame of the glasses. See step 3 photo.
4. Use these to see like Harry does...

Lesson Four-

coloring page



Choose which house you want to be a part of:

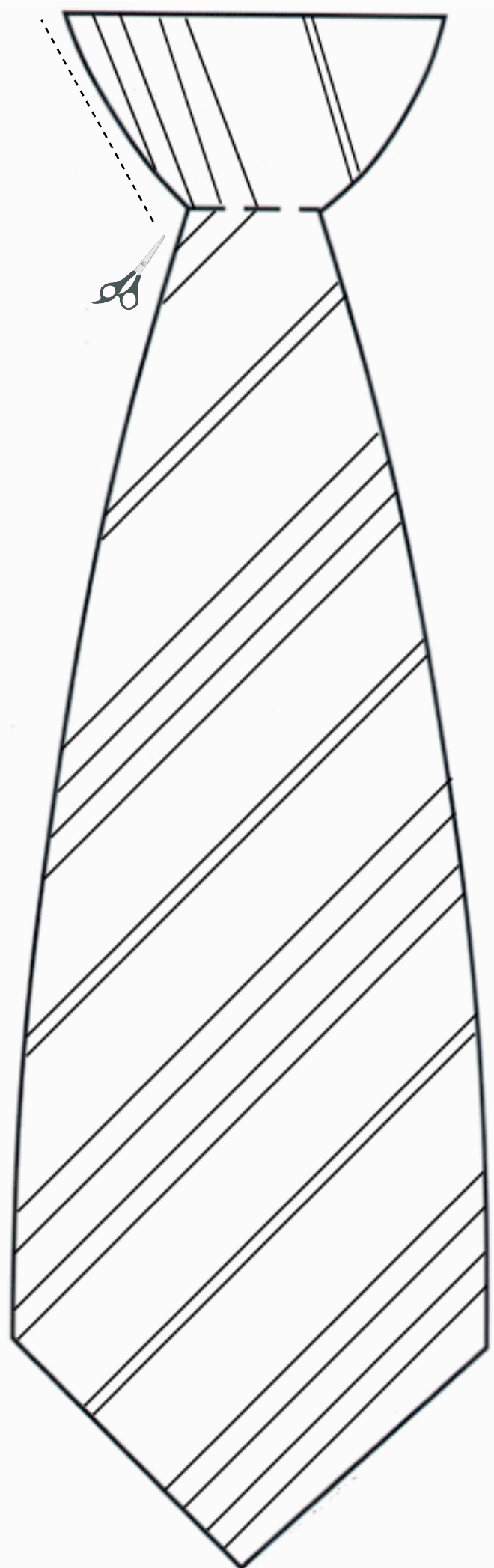
Gryffindor- burgundy and gold

Slytherin- green and black

Hufflepuff- black and yellow


Ravenclaw- blue and brown

COLOR YOUR TIE AND CUT OUT THEN USE A PAPER CLIP TO ATTACH TO YOUR SHIRT



Harry Potter

And The Half-Blood Prince



narcissa malfoy

snape

horace slughorn

potions

felix felicis

pensieve

horcrux

locket

death eaters

disapparate

cave

dumbledore

astronomy tower

avada kedavra

half blood prince

mcgonagall

ginny weasley

THE GOBLET OF FIRE

START



FINISH

NPL
NORFOLK
PUBLIC LIBRARY
www.npl.lib.va.us



Vocabulary

with Ron Weasley

SCREAM
SHOW
CHISHMOL
REVEAL
WORDS

Relationships:

1. Mother
2. Father
3. Sister
4. Brother
5. Aunt
6. Uncle
7. Grandma
8. Grandpa
9. Parents
10. Grandparents
11. Friends
12. Husband
13. Wife
14. girlfriend
15. boyfriend

Who is your favorite relative?

1. _____

How many brothers and sisters do you have?

2. _____

Who is your best friend?

3. _____



O.W.L. Writing Assessment

DIARY- Write a diary of your day so far



Pronouns + verb be



+ I am Harry Potter. / I'm Harry Potter.

- I am not Ron. / I'm not Ron.



+ We _____ students. / We _____ students.

- We _____ teachers. / We _____ teachers.



+ You _____ in the forest. / You _____ in the forest.

- You _____ in the school. / You _____ in the school.




+ It _____ a broom. / It _____ a broom.

- It _____ a wand. / It _____ a wand.


Lesson Five

Coloring Page



Harry Potter

And The Goblet Of Fire



the burrow

quidditch

portkey

barty crouch



viktor krumm

death eaters

triwizard tournament

mad eye moody

beauxbatons

durmstrang

merfolk



gillyweed

dragons

maze

cedric diggory

graveyard



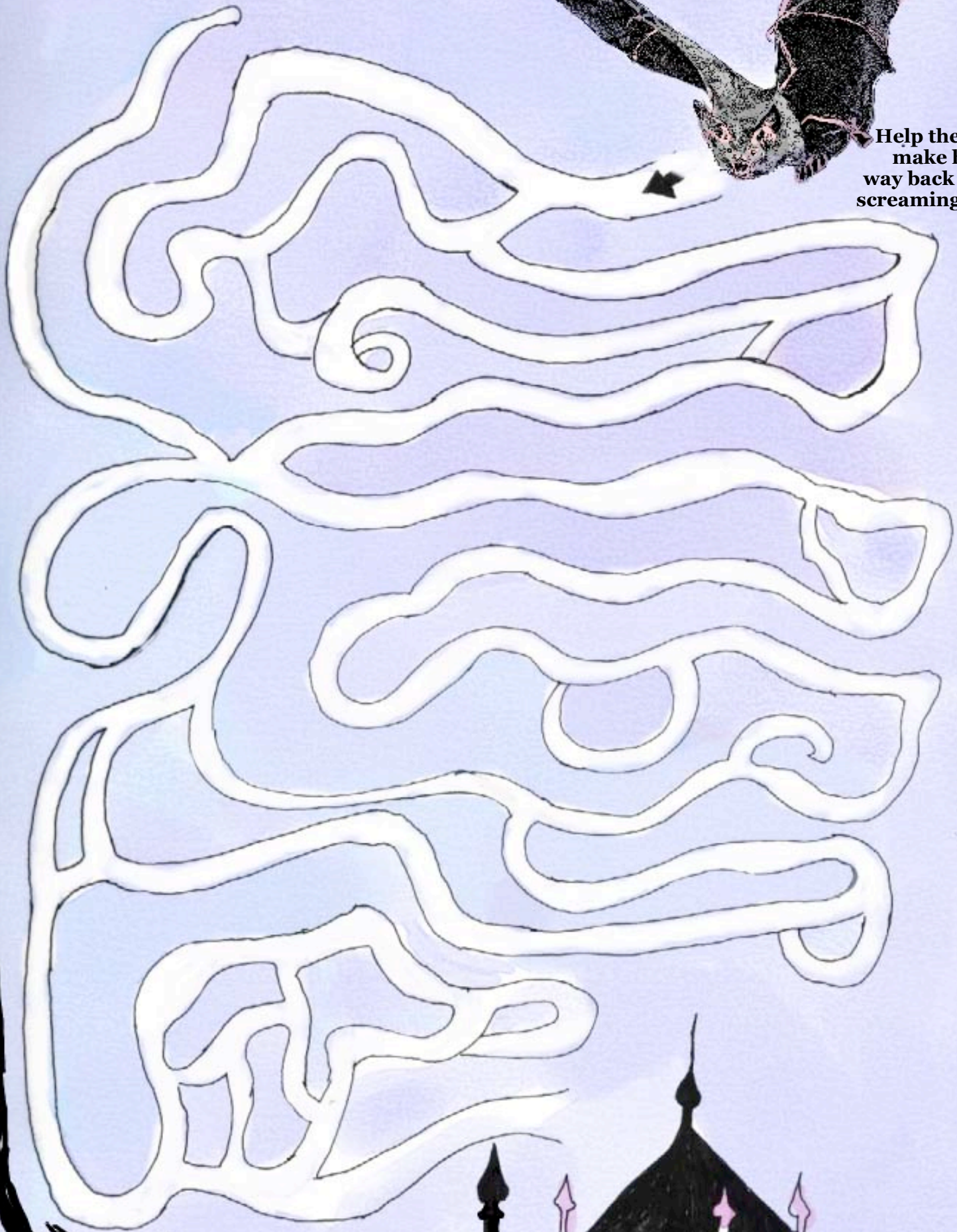
bone



blood



Help the Bat
make his
way back to the
screaming shack



Vocabulary

with Ron Weasley

TRANSPORTATION WORDS SHOW NOW!

Transportation:

1. Flying broom
2. Car
3. Bus
4. Train (Hogwart's Express)
5. Truck
6. Bicycle
7. Motorcycle
8. Scooter
9. Plane
10. Subway

If you could fly a broom anywhere, where would you go?

1. _____

How do you normally travel?

2. _____

Do you like to walk?

3. _____




O.W.L. Writing Assessment

DIARY- Write a diary of your day so far



Verb be



Harry Hi.

Firenze Hello.

Harry _____ this the dark forest?

Firenze Yes. _____ you here for a class?

Harry Yes I _____ .

Firenze My name _____ Firenze.

Harry Hello. My name _____ Harry.

Firenze Where _____ you from, Harry?

Harry I _____ from Little Whinging, near London.

Firenze I _____ from here, the dark forest.

Harry _____ you a centaur?

Firenze Yes, I _____. Who _____ your teacher?

Harry His name _____ Hagrid.

Firenze _____ he a good teacher?

Harry Yes, he _____ .

HE OR SHE WORKSHEET:

Complete with He or She is and then number the pictures to match your sentences.

1. _____ is Dumbledore.

2. _____ Hermione.

3. _____ Harry.

4. _____ Ron.

5. _____ a dragon.




<http://kidspirit.com>



<http://kidspirit.com>



<http://kidspirit.com>



<http://kidspirit.com>



<http://kidspirit.com>



POTIONS CLASS

EXPERIMENT # 1

What do you need:

- 2 Liter bottle of Coca Cola
- 1 Pack of Mentos Candy

INSTRUCTIONS:

Open Cola bottle in an open outdoor area.
 Sit on the ground
 Add one mentos candy piece to the bottle
 RUN!!!


What happened? Explain in English.

How long did it take for the potion to react?


Vocabulary:

- Explode Candy Potion Mixture Liter Soda Minute
 Seconds Experiment Science

Welcome. Attempt my
 potions if you dare, but
 beware, some are
 explosively fun...



WEEK TWO (+ vacation)



HAVE YOU SEEN THIS WIZARD?

FIND HIM THIS SUMMER AT HANS SUMMER CAMP

SUMMER CAMP
REGISTER

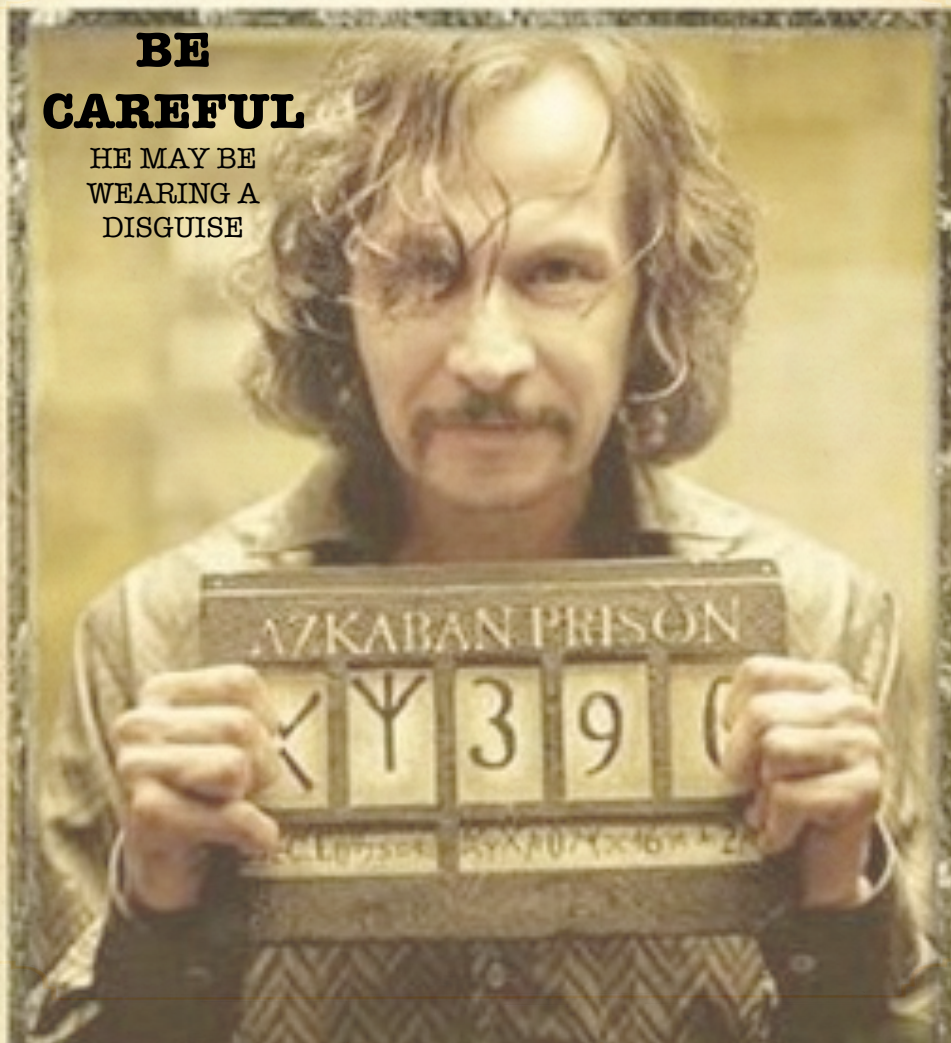


JULY 26TH-AUGUST 20TH
2010

HAVE YOU SEEN THIS WIZARD?
NOW!

**BE
CAREFUL**

HE MAY BE
WEARING A
DISGUISE



DO NOT ATTEMPT TO USE MAGIC ON THIS MAN

REGISTER WITH CAUTION

ANY INFORMATION LEADING TO HIS ARREST WILL BE REWARDED

IF YOU SEE THIS MAN CONTACT THE MINISTRY OF MAGIC IMMEDIATELY

Lesson One

Coloring Page



Snape

Harry Potter

And The Order Of The Phoenix

a	h	q	k	c	h	o	c	h	a	n	g	p	r	o	p	h	e	c	y
d	w	b	y	g	p	y	t	t	r	l	s	g	b	a	i	s	f	u	h
u	u	e	m	t	i	d	x	j	t	o	t	a	t	e	g	o	h	m	t
m	m	l	q	z	f	g	t	k	x	d	e	m	e	n	t	o	r	s	u
b	s	l	f	e	x	b	d	p	q	a	a	g	i	a	n	t	s	t	h
l	a	a	y	v	y	m	a	d	a	m	e	m	a	x	i	n	e	p	r
e	w	t	t	e	l	u	n	d	e	r	a	g	e	h	z	t	y	z	c
d	i	r	l	q	u	i	l	l	o	d	s	p	l	o	n	l	f	d	
o	z	i	c	u	d	o	l	o	r	e	s	u	m	b	r	i	d	g	e
r	e	x	a	e	n	y	g	o	f	s	w	h	h	e	a	k	y	r	j
e	n	l	e	d	n	a	m	s	a	a	l	m	l	u	j	o	o	e	i
s	g	e	l	m	e	t	l	m	k	j	m	s	y	t	s	f	y	o	v
a	a	s	r	n	x	t	a	o	s	i	r	i	u	s	b	l	a	c	k
r	m	t	o	g	d	t	e	u	v	p	c	d	u	b	p	f	d	i	j
m	o	r	s	i	r	r	j	n	r	e	d	c	g	p	v	v	b	f	g
y	t	a	b	h	p	i	r	i	t	s	g	r	x	n	m	u	x	u	r
c	e	n	m	g	f	a	t	a	n	i	o	o	d	q	y	s	j	p	a
v	s	g	u	i	i	l	w	e	k	y	o	x	o	p	n	s	f	f	w
p	t	e	j	m	b	i	r	s	o	t	h	n	s	d	h	z	b	l	p
g	k	u	f	n	q	t	h	e	q	u	i	b	b	l	e	r	n	v	e

dementors

underage

trial

wizengamot



the quibbler

luna lovegood

dolores umbridge

detention

quill



giants

madame maxine

grawp

dumbledore's army

cho chang

centaurs



prophecy

bellatrix lestrange


sirius black



Have got

Answer with have or has got.


The dog _____ three ferocious heads.



Ron _____ a glass in his hand..



They _____ some books under their arms.



Hermione _____ a rat in her arms..



Ron and Hermione _____ hats on their heads.




VERBS

Choose the correct form of the verb.

DO OR DOES? Circle the correct verb.

1. DO/DOES she like to practice her spells before classes?
2. I DO/DOES not like to eat in the cafeteria.
3. Harry DO/DOES the patronus charm when he is in trouble.
4. DO/DOES we need to hurry so we are not late to potions class?
5. I DO/DOES not remember.
6. Voldemort DO/DOES not like Harry Potter.



Can you help me figure out which verbs to use?

LIKE OR LIKES? Circle the correct verb.

1. I LIKE/LIKES to watch a good movie after school.
2. Harry told me this year that he LIKE/LIKES me. I was very happy.
3. Do you LIKE/LIKES scary stories?
4. I am so bored. I would LIKE/LIKES to go and do something fun.
5. There is nothing that Hagrid LIKE/LIKES more than his pet, Aragog.
6. They LIKE/LIKES to take trips on their Nimbus 2000 brooms.
7. Ron and Hermione LIKE/LIKES each other.
8. I LIKE/LIKES to find a quiet place to study.
9. What do you LIKE/LIKES?

Vocabulary

with Ron Weasley

ACTIVELY WORDS

Activity:

1. Running
2. Jumping
3. Swimming
4. Flying
5. Dodging
6. Playing
7. Climbing
8. Sleeping
9. Laughing
10. Chasing
11. Falling
12. Crying
13. Dueling
14. Complaining
15. Screaming

What is your favorite activity?

1. _____

What makes you laugh the most?

2. _____

What makes you cry?

3. _____



O.W.L. Writing Assessment

DIARY- Write a diary of your day so far



CAPITALIZATION!

Help Dumbledore figure out which words should be capitalized. Circle the incorrect words.

1. dumbledore is having a hard time figuring out which words need capital letters.
2. Can you help him figure out if harry will help him as well?
3. hermoine offered her book to Ron during their class at hogwarts.
4. Yesterday, Dumbledore spent all day looking for hagrid and his new pet dragon from england.
5. Harry and ron are hiding from professor snape. he is scary.
6. . I do not like Snape or voldemort.
7. They are very Mean men.
8. Harry potter is my favorite character in the book.
9. His Mom and Dad died when harry was a baby.
10. It is a sad story. But now, He has friends.
11. Harry's friends are hermoine, Ron, Dumbledore, and hagrid.
12. They are all Very close.
13. I wish i was friends with harry Potter.
14. My friends are Mary, bob, and George.
15. We met at han's academy.



Arts & Crafts

Harry Potter Hat

Fun Way to dress up like Harry Potter.

What you'll need:

- Blue and Yellow Paper
- Scissors
- Glue or tape
- Decorating supplies

How to make it:

1. Bend Blue Paper to form a cone. Mark which part will show
2. Decorate with stars, glitter, etc. Allow time to dry.
3. Tape or glue in cone shape.
4. Allow to dry, then tie a string to the hat to help secure it on head.

OPTIONAL: Use an existing party hat as a base.





Harry Potter

And The Prisoner of Azkaban

p	e	t	e	r	p	e	t	t	i	g	r	e	w	p	r	n	v	f	b
h	x	t	q	c	w	p	e	z	t	m	f	u	l	l	m	o	o	n	w
e	h	p	h	o	t	o	v	j	z	p	e	w	k	k	m	n	g	k	h
v	n	k	a	r	j	c	r	i	r	q	g	e	v	x	v	d	o	e	q
u	x	u	g	n	r	d	e	m	e	n	t	o	r	s	c	f	l	m	h
c	v	l	r	e	j	j	d	q	t	w	v	i	k	f	d	m	n	b	m
x	b	d	i	l	f	m	e	l	v	a	m	l	n	d	n	a	l	b	n
a	r	z	d	i	r	x	f	z	n	v	i	t	i	i	r	c	u	w	
s	i	r	i	u	s	b	l	a	c	k	t	l	g	n	d	a	p	c	i
f	d	j	l	s	o	o	s	p	d	h	x	z	h	h	a	u	w	k	t
z	n	l	e	f	x	k	d	k	a	a	r	h	t	z	n	d	t	b	u
s	w	p	m	u	s	t	a	g	e	t	p	d	b	a	i	e	f	e	e
g	r	e	k	d	o	u	x	j	k	h	r	k	u	k	m	r	t	a	e
r	k	l	r	g	f	s	i	q	r	n	f	o	s	b	a	s	f	k	b
p	n	o	x	e	m	v	y	q	f	z	i	j	n	h	g	m	a	n	m
d	r	p	f	c	w	d	o	b	y	v	v	p	m	u	u	a	f	x	f
m	o	z	f	e	x	o	p	r	o	n	g	s	t	l	s	p	c	a	u
s	x	k	r	c	y	r	l	k	h	h	i	p	p	o	g	r	i	f	f
b	o	v	k	c	u	d	l	f	j	k	a	p	a	d	f	o	o	t	x
p	s	o	f	l	u	p	i	n	g	o	d	f	a	t	h	e	r	l	y

knight bus

sirius black

cornelius fudge

dementors

buckbeak

hippogriff

hagrid

lupin

werewolf

peter pettigrew

marauders map

animagus

prongs

padfoot

wormtail

full moon

patronus

stag

godfather

Harry Potter

Flies you
through
contractions

1. _____ going outside. (He is)
2. _____ finished eating. (They have)
3. He _____ sing. (can not)
4. _____ go swimming. (Let us)
5. You _____ do that. (should not)
6. They _____ coming. (are not)
7. _____ leaving soon. (They are)
8. _____ a sunny day. (It is)
9. She _____ look too happy. (did not)
10. _____ better go now. (I had)
11. I _____ stay late. (will not)
12. _____ have fun at the show. (We will)

1. I + am = _____
2. You + are = _____
3. She + is = _____
4. He + is = _____
5. It + is = _____
6. We + are = _____
7. You + are = _____
8. They + are = _____



Vocabulary

with Ron Weasley

SCIENCE WORDS FROM A TECHNOLOGY FELLOW

TECHNOLOGY:

1. Computer
2. Cell Phone
3. E-mail
4. GPS
(Global Positioning System)
5. Light bulb
6. Electricity
7. Laptop
8. Word Processor
9. Fax Machine
10. Credit Card
11. Camera
12. DVD
13. Internet
14. Television
15. Nuclear

Do you use technology?

1. _____

What is your favorite computer game?

2. _____

Do you know who discovered electricity?

3. _____



O.W.L. Writing Assessment

DIARY- Write a diary of your day so far



COMPOUND WORDS:

What is a compound word?

A compound word is formed when two words are joined together to make a new word.

MATCH THE COMPOUND WORDS:

EXAMPLE: FLOWER

GRAVE

EYE

BED

HAND

RACE

BROOM

BACK

FOUR

WATER

ICE

DOOR

BOOK

NOTE

FLASH

LIGHT

CAR

TEEN

SHELVES

TOWEL

BUG

KNOB

BOOK

BONE

WORD

BROW

POT

YARD

ROOM

STICK





POTIONS CLASS

EXPERIMENT # 2


What do you need:

- Cider (2 liter)
- Vanilla ice cream
- Blue food coloring
- Yellow food coloring
- Gummy worms
- Cauldron

INSTRUCTIONS:

- Pour Cider into a cauldron (punch bowl)
- Pour in three to four drops of blue food coloring
- Pour in three to four drops of blue food coloring
- Add worms to enhance the flavor
- Scoop two to three heaping scoops of ice cream Mix
- Enjoy your witches brew.

Welcome. Attempt my potions if you dare, but beware, some are explosively fun...



What color does the potion turn into to?

BLUE + YELLOW= _____

How does the potion taste?

Vocabulary:

Brew Cauldron Mixing Stirring Secondary Colors

Delicious Disgusting Flavor Enhance

Arts&Crafts

Harry Potter Hat


Fun Way to dress up like Harry Potter.


Finish decorating your hat

- crayons
- glue
- glitter
- markers
- etc.



WEEK THREE





How many Harrys?

COUNTING EXERCISE

h	z	h	f	h	h	a	r	r	y	h	l
a	o	a	t	d	a	h	s	k	u	a	r
r	c	r	h	x	l	r	a	u	h	r	k
r	i	r	a	x	h	h	r	r	a	r	l
y	g	y	r	h	a	r	r	y	r	y	h
h	h	h	r	a	r	h	h	h	r	y	a
k	a	a	y	r	r	a	a	a	y	j	r
w	r	r	z	r	y	r	r	r	h	m	r
q	r	r	r	y	d	r	r	r	a	q	y
j	y	y	a	y	l	y	y	y	r	j	k
t	h	a	r	r	y	h	a	r	r	y	v
h	a	r	r	y	h	a	r	r	y	n	r

NUMBERS: (1-25)

ONE
TWO
THREE
FOUR
FIVE
SIX
SEVEN

EIGHT
NINE
TEN
ELEVEN
TWELVE
THIRTEEN
FOURTEEN

FIFTEEN
SIXTEEN
SEVENTEEN
EIGHTEEN
NINETEEN
TWENTY
TWENTY-ONE

TWENTY-TWO
TWENTY-THREE
TWENTY-FOUR
TWENTY-FIVE

Harry Potter

S L Y T H E R I N G W H T D H
 E W A L C N E V A R X U M U E
 A A V P O R T K E Y T F U M W
 R A N I M A G I Y F Y F G B H
 A S B F A G I Y H F D L G L O
 P N U D L F L H G I S E L E M
 P I C N F V L M F N J P E D U
 A T K O O V Y N H D H U T O S
 R C B G Y E W O M O F F L R T
 A H E A D P E E R R Y F L E N
 T S A I R A E G A I R I A U O
 E I K D Y N D D H U R R G U T
 B R O O M S T I C K A E A S B
 D I D O B B Y W A A H B N U E
 O U D H Y H A G R I D O O B N
 C S L H E R M I O N E L G M A
 D R E S A H C P N S F T C I M
 P E N S I E V E J R D D M N E
 S D R T R H H J E F V G H I D

animagi
 Gillyweed
 Pensieve
 apparate
 Gryffindor
 Pigwidgeon
 broomstick
 Hagrid

Harry
 Ravenclaw
 charm
 Hermione
 Ron
 chaser
 Hufflepuff
 Sirius

Diagon
 Malfoy
 Slytherin
 Dobby
 McGonagall
 Snape
 Dumbledore
 Muggle

Portkey
 buckbeak
 Snitch
 Firebolt
 Nimbus
 Voldemort



Negative Sentences

Malfoy is up to no good. He is casting spells on sentences to make them negative. See if you can do it too.

1. I like Harry Potter. _____
2. I am a good wizard. _____
3. Dumbledore is my trusted friend. _____
4. I am afraid of death eaters. _____
5. My dad is a friend of Voldemort. _____
6. I enjoy spending time with Hermoine. _____
7. Ron Weasley is very rich. _____
8. Snape is very kind. _____
9. Voldemort is nice. _____
10. Hagrid is short. _____

"I'd be careful if I were you, Potter. Unless you're a bit politer, you'll go the same way as your parents. They didn't know what was good for them, either. You hang around with riff-raff like the Weasleys and that Hagrid and it'll rub off on you."



Vocabulary

with Ron Weasley

S
D
R
O
W
D
O
E
E

FOOD:

1. Cheese
2. Onions
3. Vegetables
4. Fruit
5. Junk food
6. Organic
7. Boil
8. Broil
9. Bake
10. Fry
11. Stir
12. Temperature
13. Recipe
14. Soup
15. Meat

What is your favorite food?

1. _____

How many times a day do you eat?

2. _____

Do you like to cook or help in the kitchen?

3. _____



O.W.L. Writing Assessment

LETTER: Write a letter to Harry Potter



HOGWARTS EXPRESS



COMPLETE THE SENTENCES WITH THE WORDS FROM THE BOX.

somewhere

something

anybody

nothing

everybody


1. We can see _____ in the darkness, but we don't know what it is.
2. I thought Voldemort was following me, but I turned and couldn't see _____.
3. I put my Potion Book _____, but I can't remember where.
4. _____ was scared, so they all went to hide.
5. I looked in the dungeon, but there was _____ there.

for + a period of time
(five days, six weeks, ten months, twenty years)

Since + an exact point in time
(Tuesday, 3 o'clock, July 15th, 1995, "age")

ANSWER THE QUESTIONS WITH SINCE OR FOR.

1. I haven't talked to Harry Potter _____ last month.
2. We have had an owl _____ three years.
3. He hasn't seen Hagrid _____ ages.
4. She hasn't had a potions class _____ September.
5. They lived at Hogwarts _____ six years.
6. Hermione has had a crush on Ron _____ last year.
7. Ron has known Harry _____ a long time.





Harry Potter

h x z t d n x t d p v t h c s j z s
 f r y d b e w p j w u x o f d s j c
 y o h i a v u n t a x x z r g b b z
 y n a z r i t x o y t n b q k g i j
 t i r q o l p e d m d r k h w i n m
 a v r t i l x z d h t r l h c n s z
 z t y n f e x h e r m i o n e n l p
 l n j p e r c y d m v s s k i y r k
 a b q m d s x h e j u k r c o l i n
 o o k p f k t e n g e o r g e e h n
 a e b e f a h g n v s y k o z z f x
 x j p a z g u l i h w s y u i q k x
 d l x w o o d g s b w s e a m u s w
 i m m e l d n h q h i i k u f r e d




harry	fred	percy	seamus
ron	george	wood	colin
hermione	ginny	neville	dennis



t t l x u c b m a l f o y q p y l m
 y c t d w h r b f d z c q i u k t a
 z y e i b a o p o i m a n x c k d t
 n p r f k i c c r e y a m d e b p c
 r z e t i p k d q i u l l b y c t r
 n b n d o p l v w t t h l c i o b a
 c h c x q u e t d j o c b e o n f b
 z r e d z k h i x c n z h d e l i b
 l f l i n t u x u n d c n a y k m e
 y p x b r y r p z b u l s t r o d e
 n z o g v e s n u c c v y k z d s f
 l b v p h v t p k e d j o q y k e x
 b l e t c h l e y g o y l e v o i i
 s p a r k i n s o n l x t z m l j t

malcolm	terence	parkinson	bletchley
brocklehurst	flint	pritchard	
bulstrode	goyle	pucey	
crabbe	malfoy	zambini	



Harry Potter

and the Sorcerer's Stone Book Summary

Harry Potter is the most miserable, lonely boy you can imagine. He's shunned by his relatives, the Dursley's, that have raised him since he was an infant. He's forced to live in the cupboard under the stairs, forced to wear his cousin Dudley's hand-me-down clothes, and forced to go to his neighbor's house when the rest of the family is doing something fun. Yes, he's just about as miserable as you can get.

Harry's world gets turned upside down on his 11th birthday, however. A giant, Hagrid, informs Harry that he's really a wizard, and will soon be attending Hogwarts School of Witchcraft and Wizardry. Harry also learns that, in the wizarding world, he's a hero. When he was an infant, the evil Lord Voldemort killed his parents and then tried to kill Harry too. What's so amazing to everyone is that Harry survived, and allegedly destroyed Voldemort in the process.

Later in the story, Harry is forced to do battle with the wizard that tried to kill him so many years before, Lord Voldemort. He's able to save the Sorcerer's Stone, although he's almost killed in process. The school headmaster, Dumbledore, arrives just in time to save Harry.

The school year ends spectacularly. Harry, Ron, and Hermione are honored for their service to the school, and Harry leaves to go back to the Dursley's for the summer feeling as if he's finally found a place where he really belongs.

QUESTIONS:

1. How long have the Dursley's looked after Harry?
2. How old was Harry when he found out he was a wizard?
3. Who tried to kill Harry?
4. Who saved Harry just in time?
5. What is the name of Harry's school?

Vocabulary

with Ron Weasley

Nature:

1. animal
2. plants
3. insects
4. species
5. landscape
6. earthquake
7. volcano
8. river
9. habitat
10. predator
11. prey
12. hibernation
13. valley
14. forest
15. desert

Do you like playing outside?

1. _____

What is your favorite animal?

2. _____



W
A
T
U
R
E
W
O
R
D
S

O.W.L. Writing Assessment

LETTER: Write a letter to Dumbledore



Was or Were

The brightest wizard of her age is in trouble. Should she use were or was in the following sentence?

1. She saw her new wand, and she _____ delighted.
2. The quidditch team _____ thrilled they one the game.
3. They _____ celebrating all night.
4. Afterwards, we _____ so tired.
5. All we wanted to do _____ sleep.
6. I hope we _____ not too loud last night.
7. Ron _____ dancing on top of the table.
8. Harry cast spells that _____ powerful.
9. I _____ reading in the corner of the room.
10. Ron's brothers _____ up to no good playing tricks on everyone.
11. It _____ a great time.
12. I am afraid it _____ a one time thing.
13. Our quidditch team is not very good this year. Last year they _____ great.
14. I love quidditch. My parents _____ fans for a long time.
15. Our team _____ the tournament champion.

Please
help me. I don't
know which to use



Sentence Order

Voldemort has cast a spell on a note Dumbledore left for Harry. You must help Harry fight off Voldemort and unscramble the messages.



1. Harry Dear,
2. am help sorry so I cannot I you fight.
3. friends will you help your.
4. you know safe I be will.
5. stronger you think than You much are.
6. I soon back will be.
7. careful Be.
8. You defeat can him magic with.
9. hope you I safe be will.
9. Dumbledore Sincerely,



Arts & Crafts

Magic Wand

Fun Way to dress up like Harry Potter.

What you'll need:

- Bamboo or other form of stick
- Decorating materials
- Markers

How to make it:

1. Cut or break bamboo to appropriate length for each child
2. Glue the ends to avoid pointed edges
3. Decorate
4. Begin casting magical spells





Harry Potter

f i c a u l d w e l l b w f c u y k
i s h k q w h i t b y r z i v l c s
n f y y x w d b q r g a b s h g p o
c s i h x c e d r i c n l t m m p b
h a w r k k y v y c i s e e x a o o
f m a c m i l l a n a t o p k d g n
l t b h o k s n o q r o l s g l i e
e r f b a r q s p q w n p u c e g s
t p s n g j x z a v r e s a h y x b
c x v m i d g e n p c y k g f p r z
h t j a b b o t t f l o l t t d d j
l m k d g c g p h d i g w b u f w h
e h l s c z e i w c a p d k x o o p
y m a n q u h m n x r e e w b m i s

Harry Potter



cedric	branstone	macmillan	whitby
abbott	cauldwell	madley	
bones	finchfletchley	midgen	



t p e n e l o p e g
v t n p f m m a x r
q u t m w h v t l h
u r w q h g p i v x
i p f a z x i l e z
r i h t e r r y d h
k n a c k e r l e y
e c h o d u c m s q

ackerley	cho	quirke	penelope
terry	patil	turpin	



Complete the Story

Use the correct form of the verbs.

Example: Harry saw (see) Ron yesterday.

Last friday Harry _____ (go) to the screaming shack. He _____ (find) an odd charm in one of the closets. He _____ (take) it back to his room and put it in his trunk. The next day, Harry _____ (open) his trunk and the charm _____ (fall) onto the floor and _____ (break). Harry _____ (look) at the charm. Inside was something special. It _____ (be) a horcrux. He looked at it and suddenly his scar started _____ (hurt).

NYMPHADORA

The Order of the Phoenix has run into a critical emergency. Help Nymphadora save the magical world from incorrect verb tense.

Grab your wand and lets get started!

Change to Past Tense:

Do _____

Be _____

Has _____

Sleep _____

Read _____

Walk _____

Ride _____

Rain _____

Change to Present Tense:

Drank _____

Wrote _____

Spoke _____

Crawled _____

Sat _____

Wore _____

Stood _____

Got _____

Vocabulary

with Ron Weasley

Weather:

1. hurricane
2. tornado
3. rain
4. hail
5. dew
6. precipitation
7. lightening
8. fog
9. snow
10. thunder
11. sleet
12. smog
13. dust storm
14. landslide
15. flood

Do you like to play in the rain?

1. _____

Are you scared of lightning?

2. _____

Where do dust storms in Korea originate?

3. _____



WEATHER WORDS

O.W.L. Writing Assessment

LETTER: Write a letter to Hermione Granger





Harry Potter

and the chamber of secrets

It's been another long summer at the Dursley's for Harry Potter. He can't wait to get back to Hogwarts and is counting down the days until he can return. He's surprised when, on his birthday, a strange elfish creature named Dobby shows up with dire warnings for Harry: He must not return to Hogwarts!

When Harry refuses to stay home from school, Dobby lands him in heaps of trouble with the Dursley's, who lock Harry up in his room and refuse to let him out. Ron Weasley and his two brothers, twins Fred and George, come to his rescue in a flying car and spirit him back to their house, where Harry is thrilled to spend the remainder of the summer.

Harry keeps hearing a mysterious voice in the walls. As the school year progresses, however, the mysterious voice Harry keeps hearing is getting more and more menacing, and soon vicious attacks start happening to the students of Hogwarts. Of course Harry has no idea who is attacking the students, but he quickly resolves to find out who is responsible.

The quest gets personal when Hermione is attacked and petrified by the monster. Ron and Harry are devastated, and are left on their own to uncover the true identity of the person responsible. Events come to a head when Ron's sister, Ginny, is kidnapped and taken down into the Chamber of Secrets. They quickly head down into the Chamber of Secrets to rescue Ginny.

Harry quickly finds Ginny, and thanks to some mysterious help from Dumbledore and his pet phoenix, Fawkes, Harry is able to destroy Slytherin's heir, who turns out to be a younger version of Lord Voldemort.

Harry and Ron are both hailed as heroes when they make it back out with Ginny, and Harry can't imagine a finer end to such an eventful year when Hermione and the rest of the victims are healed and they win Gryffindor loads of House points.

1. Who tells Harry he cant return to Hogwarts this year?

2. What does Harry keep hearing in the walls?

3. Who gets attacked and Petrified?

4. Who was kidnapped by the monster and taken to the Chamber?

Punctuation

with Professor Umbridge

1. Can you tell me what your name is
2. I'm so afraid
3. The class was changed
4. Are you sitting here
5. I live in Los Angeles
6. What a great idea
7. What is your favorite broom brand
8. I went to Hogwarts last year
9. I am so excited to go back
10. How old is Dumbledore?





POTIONS CLASS

EXPERIMENT # 3

What do you need:

Ingredients:

(serving size for two—multiply appropriately)

- 1 cup (8 oz) club soda or cream soda
- ½ cup (4 oz) butterscotch syrup (ice cream topping)
- ½ tablespoon butter


Directions:

Step 1: Measure butterscotch and butter into a 2 cup (16 oz) glass. Microwave on high for 1 to 1½ minutes, or until syrup is bubbly and butter is completely incorporated.

Step 2: Stir and cool for 30 seconds, then slowly mix in club soda. Mixture will fizz quite a bit.

Step 3: Serve in two coffee mugs or small glasses; a perfectly warm Hogwarts treat for two!

Welcome. Attempt my potions if you dare, but beware, some are explosively fun...




How does the potion taste?

Is it sweet or salty? both?

Vocabulary:

Butter	Cream	Soda	Drink	Delectable
Detestable	Ounce	Cup		


Harry Potter



© 2002 Warner Bros. All Rights Reserved. Harry Potter Publishing Rights © J.K.R.

Harry Potter

And The Chamber of Secrets



dobby

floo powder

knockturn alley

gilderoy lockhart

whomping willow

snape

aragog

spiders

moaning myrtle

duel

parseltongue

tom riddle

diary

basilisk

sword

fawkes

phoenix

lucius malfoy



I or me

fill in the blanks with I or me
with Mad Eye Moody

1. _____ need to buy a new cauldron.
2. Will you come with _____.
3. I wonder if Hermione likes _____.
4. This year will be fun for you and _____.
5. _____ am excited about being able to attack Voldemort.
6. _____ couldn't believe that Sirius Black would hurt Harry Potter.
7. My family and _____ are going to Diagon alley for dinner tonight.
8. You can follow _____ through the ministry of magic.
9. _____ promise I will lead you to the great hall.
10. Now you can say you know _____.



Vocabulary

with Ron Weasley

Anatomy:

1. body
2. anatomy
3. Eyelash
4. Bone Marrow
5. Eyelash
6. Cells
7. Immune System
8. Organs
9. Arm
10. Legs
11. Bruise
12. Fingers
13. Toes
14. Ears
15. Nose

When was the last time you were sick?

1. _____

How many fingers and toes do you have total?

2. _____



AWAY FROM WORDS

O.W.L. Writing Assessment

LETTER: Write a letter to Ron Weasley





Harry Potter

and the prisoner of Azkaban

Harry starts off his third year at Hogwarts rather eventfully when he inadvertently blows up his Aunt Marge, goes on the run, and is then personally absolved by the Minister of Magic himself. He then learns that mass murderer, Sirius Black, is intent on killing him, and Mr. Weasley makes him promise a strange thing, that no matter what he hears he won't go looking for Black. Confused, Harry agrees.

As he heads back to school armed with this knowledge, he learns that dementors, evil, soul-sucking creatures, have been stationed around Hogwarts to protect the students from Black. Professor Lupin, the new Defense Against the Dark Arts professor, begins teaching Harry the Patronus Charm, which is the only spell that will work against the foul creatures.

Things come to a climax as the school year ends when a number of events occur. First, Ron's rat, Scabbers, turns out to still be alive and is really a wizard in disguise. Harry learns that it was Peter, and not Sirius Black, that betrayed his parents to Voldemort.

Sirius, long thought to be a mass murderer and Voldemort supporter, turns out to be innocent. Harry also learns that Sirius is his godfather.

It's an action-packed year to be sure, but Harry is very happy that Sirius makes it out safely and is finally free from Azkaban. He's comforted by the fact that he finally has a family-member, so to speak, out there watching over him.

1. Who does Harry Blow up?
2. What are dementors?
3. Who is Harry's defense against the dark arts teacher?
4. Is Sirius black innocent?



Parts of Speech

Nouns, Verbs, Adjectives

NOUN: _____

VERB: _____

ADJECTIVE: _____

- * Circle the verbs.
- * Put an "X" through the nouns.
- * Underline the adjectives.

headmaster

beg

strong

smelled

magical

wizard

beautiful

slipper

hopped

forest

boy

angry

giant

speak

woods

run

broom

straight

weak

jump

professor

Wizard trophy

whistle

graceful

ship

throw

clumsy

flew

bed

comfortable


chocolates

shook

successful

HARRY POTTER PUZZLE

CUT OUT PIECES AND MIX UP PUT TOGETHER AGAIN.





Harry Potter Word Search #1

G N H I W E E S W S I S Y S T
C R R O L A E L T I O K G T S
H O Y Y G L L T L R T O X R E
U W O F K W O C T I R C M O R
F G I C F G A I N F V U H M O
F O I Z N I N R E E G E Q E F
L S C I A G N T T G V T N D N
E N R A H R A D L S D A T L E
P G O A R L D E O V H H R O D
U L T R O D X K Y R R A H V D
F W L C H E R M I O N E O K I
F O O P R I V E T D R I V E B
P H N I R E H T Y L S F I C R
C S N O E L L A G K N U T S O
Q V C R A B B E B I U Q S N F

CHOCOLATE FROGS

CRABBE

DRACO

FORBIDDEN FOREST

GALLEONS

GOYLE

GRINGOTTS

GRYFFINDOR

HARRY

HERMIONE

HOGWARTS

HUFFLEPUFF

KNUTS

MUGGLE

NEVILLE

OWL

PRIVET DRIVE

RAVENCLAW

RON

SICKLES

SLYTHERIN

SORTING HAT


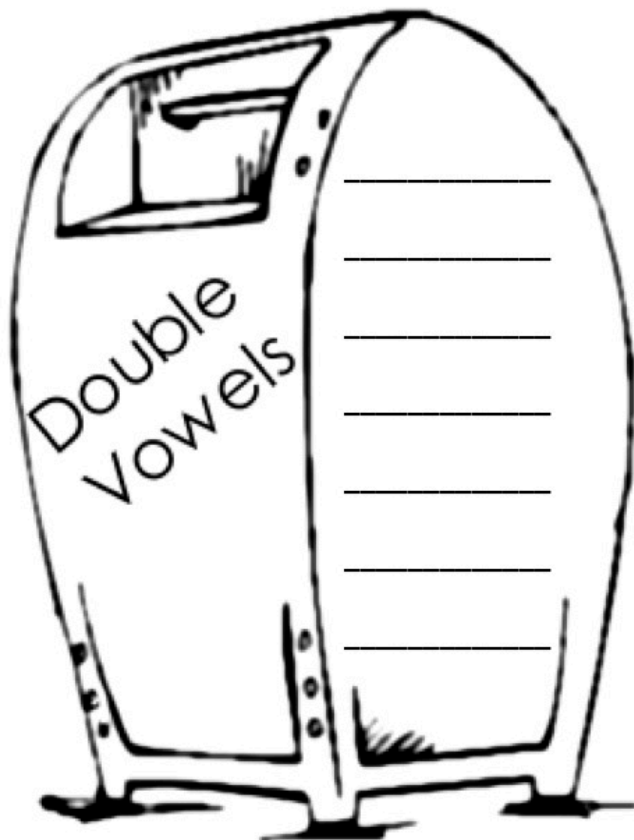
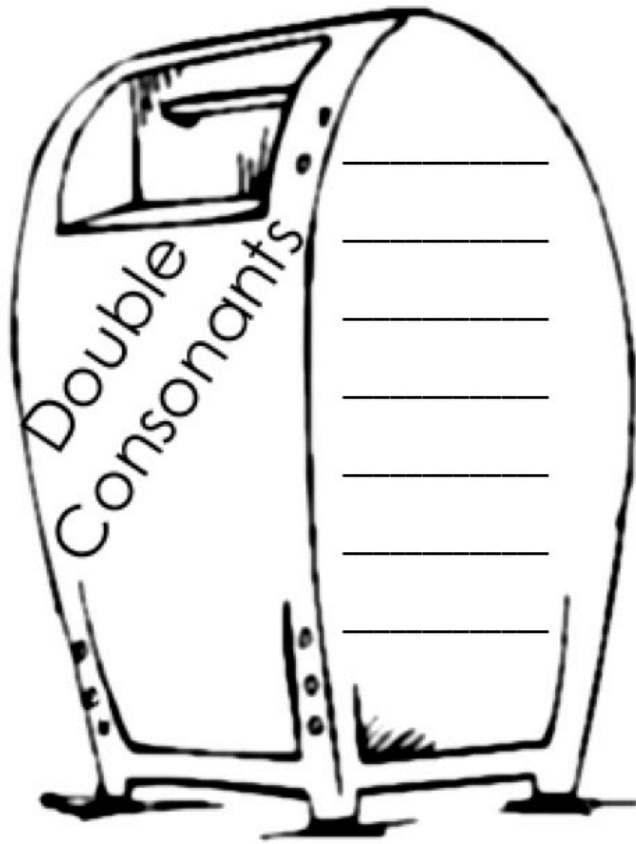
SQUIB

VOLDEMORT

WITCH

WIZARD

Help the mail carrier deliver the words in the cloud to the correct mailbox. Sort the words and write them in alphabetical order on the mailboxes.



HELP HEDGWIG DELIVER
THE MAIL

Vocabulary

with Ron Weasley

Clothing:

1. shirt
2. pants
3. socks
4. shoes
5. hat
6. gloves
7. jacket/coat
8. stitching
9. tank-top
10. sweatshirt
11. mittens
12. suit
13. dress
14. seamstress
15. tailor

Do you have a favorite outfit?

1. _____

DO you like to dress up?

2. _____



O.W.L. Writing Assessment

LETTER: Write a letter to Voldemort



Possessive Pronouns

A possessive pronoun tells who or what owns (possesses) something. A possessive pronoun takes the place of possessive nouns (nouns that show ownership).

Examples of possessive pronouns that are used before a noun:

our boat her brother my necklace your house their basket its tail

Examples of possessive pronouns that stand alone:

Is this hat yours? Yes, the cards are mine. Is this book theirs?

Rewrite each sentence using a possessive pronoun from the word box for the underlined word.

her	his	its
ours	their	

1. I am going to Ron's first game.

2. I will tell Hermoine's friend about the quitich tournament.

3. Look at Hagrid's hut.

4. This is my family's spell book.

5. Does that look like Fred and George's game shop?

6. These are my friends' wands.

7. Please deliver this to Harry and Ron's dorm.

8. Did you see the dog's teeth?

9. Where is Dumbledore's office?

10. Mrs. Sprout's plants are growing quickly.



Harry Potter

and the goblet of fire



When Harry, Ron, and Hermione finally make it back to Hogwarts a few weeks later, they're shocked to find that the school will be hosting the Triwizard Tournament this year. It's a competition between the three wizarding schools of Hogwarts, Durmstrang, and Beauxbatons. A champion is chosen for each school and competes in very difficult challenges that test their skill and daring.

When the students from the other schools arrive in October, the students begin putting their name in the Goblet of Fire in order to be chosen as their school's champion. Harry is shocked beyond belief when, in spite of his inability to compete because of his age, he's chosen as the fourth school champion.

In the tournament, the first task of fighting dragons goes great for Harry, and what's even better is that it convinces Ron that Harry was telling the truth all along, and they become friends again.

In the days leading up to the second task of the tournament, which involves retrieving something important from the bottom of a lake filled with mer-people, he almost doesn't find a way to accomplish what he's got to do. Saved at the last minute, however, Harry again gets almost full marks and is tied for first place.

Sirius returns to keep an eye on Harry, as well as the mysterious happenings that keep taking place at Hogwarts. There is someone at the school who wants Harry dead, but no one knows who it is.

During the final task of the tournament, Harry and Cedric both tie for first place, but as soon as they grasp the winner's cup, they are transported to a creepy graveyard where Cedric is immediately killed and Harry tied up by Wormtail. He witnesses Voldemort's return to power, and barely makes it back to Hogwarts alive, clutching Cedric's body.

Harry tells Dumbledore what happened with Voldemort, and although the Minister of Magic, Cornelius Fudge, doesn't believe Harry, Professor Dumbledore begins to take steps to mobilize against Voldemort.

1. What is the name of the tournament?
2. What is the first task?
3. Who tied up Harry?
4. Who did Harry tell about Voldemort?

Arts&Crafts

Jack O'Lantern

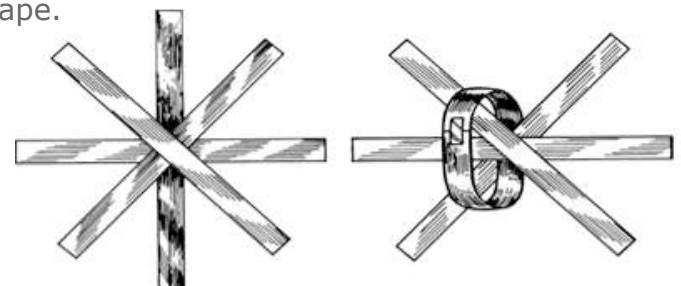
Festive Harry Potter decorations

What you'll need:

- Orange paper
- Black paper
- scissors
- Stable gun or glue stick

How to make it:

1. Cut the orange paper into strips.
2. Glue ends together making a star burst type of shape.
3. Pull ends together at top and glue or staple.
4. Paste on cut out of eyes and mouth.
5. Decorate as you see fit.



Arrange strips, overlapping the centers.

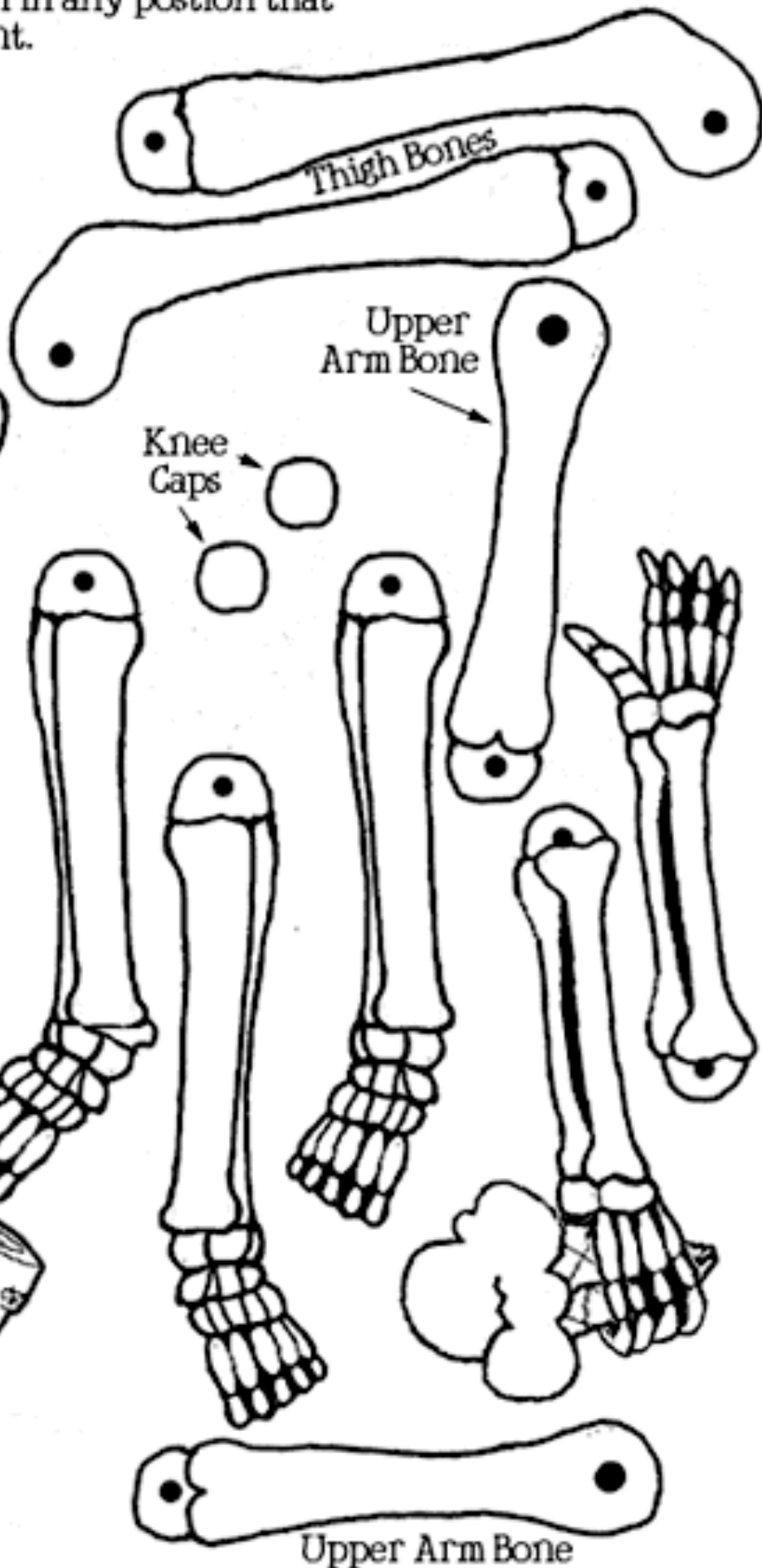
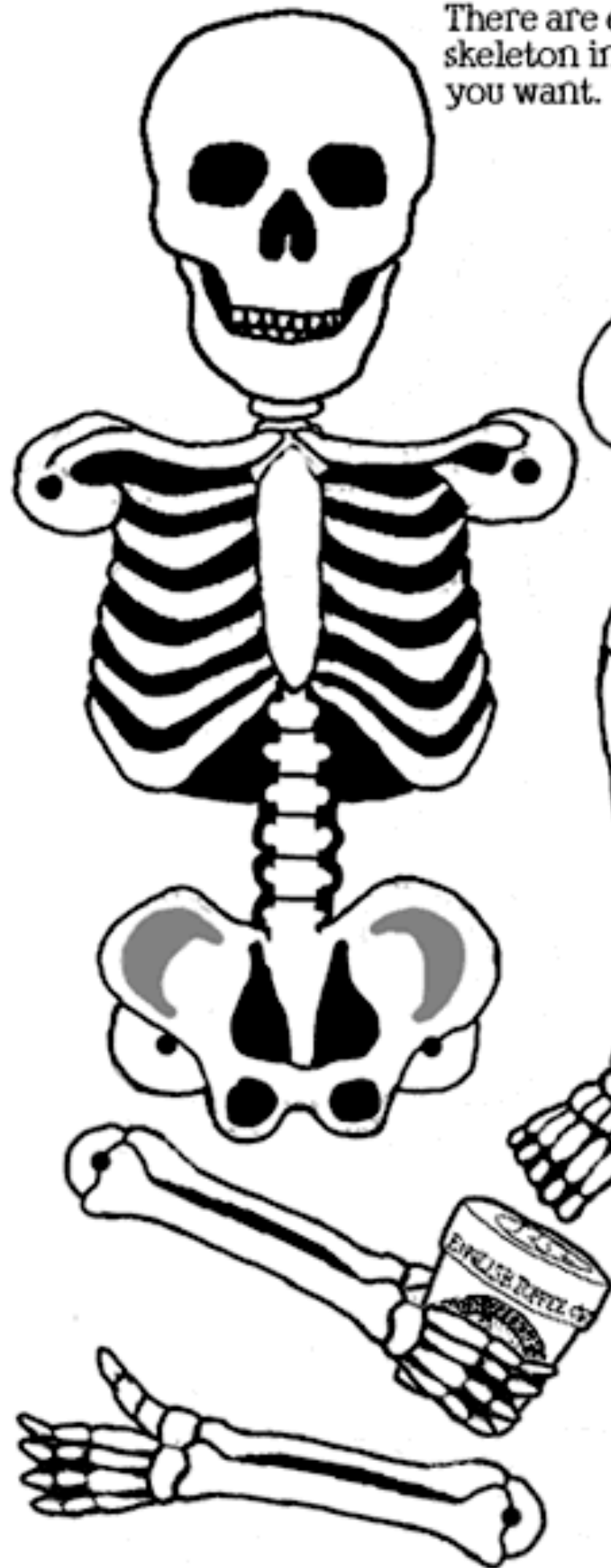
Tape ends of bottom strip together to form a circle.




Add a green paper stem to top of pumpkin sphere.



There are extra pieces, make your skeleton in any position that you want.



WEEK FOUR





Spot 5 Differences



Handwriting Practice

 Practice writing each of the following words.

cat



cat



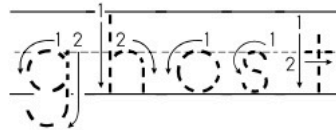
trick



trick

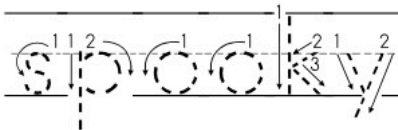


ghost



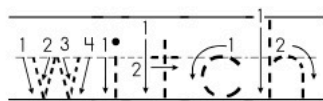
ghost

spooky



spooky

witch




witch



Make a wanted poster

for Sirius Black

Include his name, a reward, and at least two other sentences.



Vocabulary

with Ron Weasley

Theater:

1. popcorn
2. projector
3. movie
4. film
5. editing
6. ticket
7. vendor
8. candy
9. usher
10. seat
11. director
12. 3-D
13. camera
14. actor
15. actress

What is your favorite movie?

1. _____

what was the last movie you saw?

2. _____



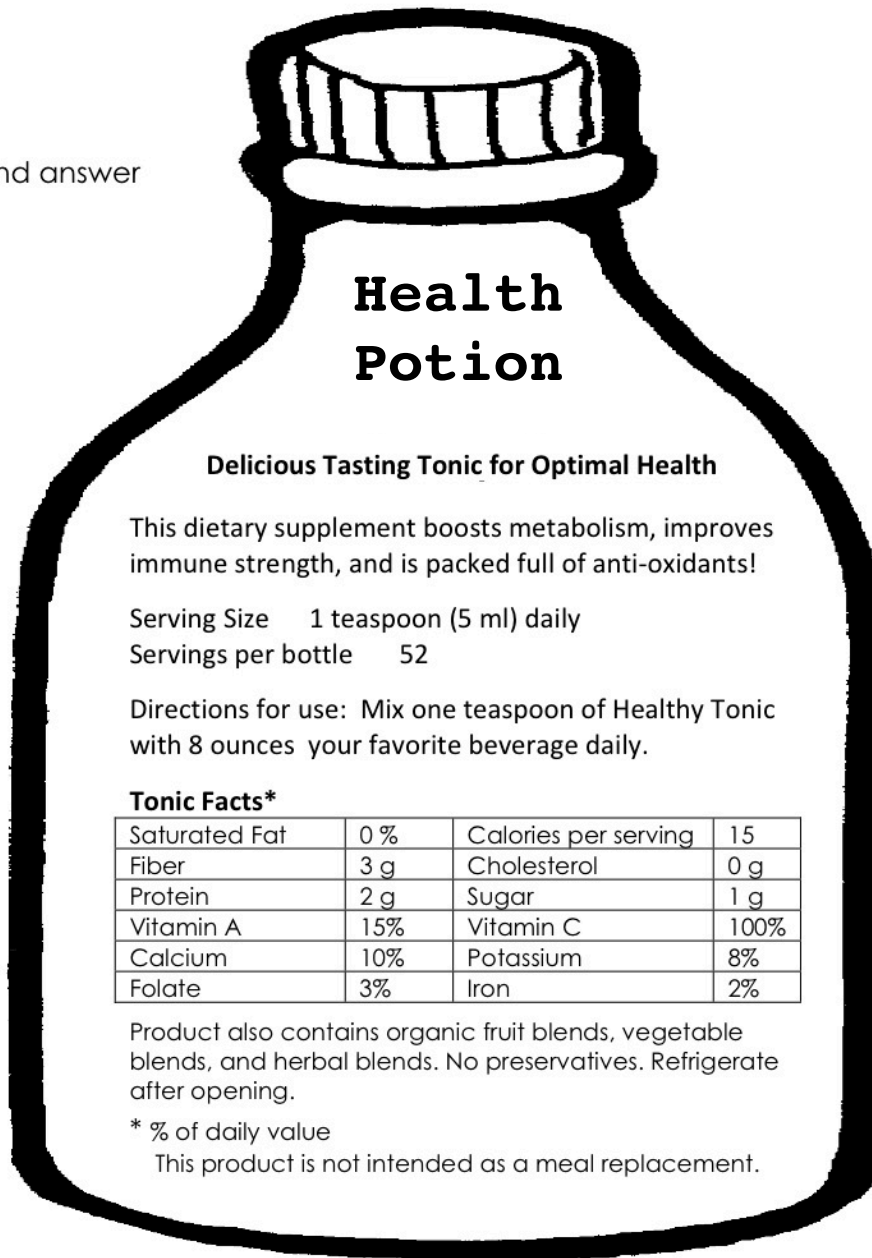
THEATER WORDS

O.W.L. Writing Assessment

LETTER: Write a letter to your teacher



Read the label and answer the questions.



What is the daily serving size of *Healthy Tonic*? _____

How much saturated fat is contained in each serving? _____

Should this product be used as a meal replacement? _____

Circle the correct usage instructions.

- Mix 1 teaspoon with 8 ounces your favorite beverage twice daily.
- Mix 1 tablespoon with 8 ounces of your favorite beverage daily.
- Mix 1 teaspoon with 8 ounces of your favorite beverage daily.

Circle the ingredients that *Healthy Tonic* does not contain.

herbal blends aspirin blends fruit blends animal by-products vegetable blends

What vitamin does *Healthy Tonic* contain a full daily dosage of ? _____

Using Homophones

Homophones are words that are pronounced alike, but have a different meaning and spelling.

Use the homophone pairs from the box to complete each pair of sentences.

- All living things are made of _____.
She _____ seashells by the seashore.
- Give my _____ to the chef!
The salad _____ the dinner.
- The _____ gave a speech at the ceremony.
Mr. Rogers is a man of strong _____.
- Amber is a member of _____ 248.
David is a member of the dance _____.
- Dr. Miller saw many _____ today.
Nurse Nancy has the _____ of a saint.
- The protesters received a _____ welcome.
We stayed at a _____ when we went on our trip.
- Grandmother taught me to knead bread _____.
A female deer is called a _____.

doe, dough
cells, sells
moose, mousse
complements, compliments
principal, principle
hangar, hanger
verses, versus
troop, troupe
hostel, hostile
patience, patients



- Please put that coat on a _____.
The airplanes are kept in a _____.
- We had chocolate _____ for desert.
A male _____ has large antlers.
- It was boys _____ girls in the chess tournament.
The poem had twelve _____.

Arts & Crafts

Candy Holder

Festive Harry Potter decorations

What you'll need:

- 9" paper plate
- 4 black chenille stems
- Three 36"-long pieces of green yarn
- Black, white and light green acrylic paint
- 3" x 5" piece of orange construction paper
- Black marker
- White craft glue
- Scissors



How to make it:

1. Fold paper plate in half and make a crease.
2. Cut paper plate in half using crease as a guide.
3. Turn paper plate pieces upside down (rounded side up). Paint both halves of plate with black paint and let dry.
4. When dry, glue along the rounded edges of the two pieces of plate and stick the plates together, unpainted sides should be facing each other. Do not glue the cut sides; this is the opening of your plate pocket.
5. Cut chenille stems in half.
6. Set aside two of the chenille stems. Bend the ends of the remaining chenille stems, about 1" at each end. Bend one to the left and the other to the right. For the remaining two chenille stems, bend one end about 1" and the other end about 2".
7. Place plate pocket in front of you, with the open end at the top. Glue three chenille legs on the left (glue to the under side) and the other three on the right.
8. Take the remaining two stems and glue the 2" bend under the plate about 1/3 of the way down from the left, and 1/3 of the way down on the right. Allow to dry.
9. Make eyes from white construction paper. When eyes are completely dry, glue them to the front of the plate.
10. Paint a wiggly smile on the front of the plate using green paint
11. To make the handle, line all three pieces of yarn up together and tie one end in a knot. Braid the strands together and knot at the other end.
12. Open the pocket and pipe some glue into the creases then press the ends of the yarn handle inside and let dry
13. Fill with candy or other treats and hang.



Literary Terms

Find and circle each of the words in the word box in puzzle.
Words may be up, down, forward, backward or diagonal.

**allegory****ballad****drama****epic****fable****limerick****ode****rhyme****satire****sonnet**

Define ballad. _____

Describe a similarity you might find between a ballad and an epic poem?

The Daily Prophet

DATE: August 2010

MONTHLY EDITION

EDITOR: Rita Seeker

SIRRIUS BLACK STILL AT LARGE!

A frightened Minister of Magic, Cornelius Fudge, makes the decision to post Dementors around Hogwarts School for Witchcraft and Wizardry. It was a precaution against any attacks that may come upon the school due to the student, Harry Potter.

Fudge stated, "We do not foresee any problems, but it is always best to be safe rather than sorry when it comes to our children. You can never be too careful." Hopefully Sirius will be in custody by the end of the year.

HAVE YOU SEEN THIS WIZARD?



OTHER IMPORTANT INFORMATION:

SPORTS: Quidditch finals

MAGIC: New potion found to make you younger

EVENTS: New Election (Ministry of Magic)
Diagon Alley Parade
Dumbledore's Birthday Party

CLASSIFIED: Dragon Sale 1,000 Dollars per egg
Phoenix Sale 400 Dollars
Single witch seeks kind Wizard

JOBS AVAILABLE:

Defense Against the Dark Arts Teacher (HOGWARTS)
Wand Maker's Apprentice
Magicians Assistant
Dragon Tamer (dangerous job)

MAGIC POLICE: CLASSIFIED ADS

ONLY 10 Dollars

Call is if anything unusual
is going on in your
neighborhood.

CALL CRYSTAL AT 062 4689

WEATHER UPDATES:

Diagon Alley - Sunny and Warm

Chicago - Rainy and cool

New York - Snow and Ice

Gwangju - Hot and Rainy



Cauldron Repair Shop

Come in today for a
free appraisal.

call 1.800.CAULDRON
Ask for Merlin

The Newspaper

Use the newspaper on the previous page to answer the following questions.

1. What is the title of this newspaper?
2. Who is the editor of this newspaper?
3. How often is this newspaper published?
4. Who do you call if your Cauldron is broken?
5. What is the weather like in Diagon Alley?
6. Name two upcoming events in the wizarding world.
7. What section can you read about the quidditch finals in?
8. How much does it cost to post a classified Ad?
9. What jobs are currently available? (hint: there are four total)
10. Who is still at large?
11. What is the date of this edition?
12. How much does it cost to buy a dragon egg?

Vocabulary

with Ron Weasley

BOOK WORDS

Literary:

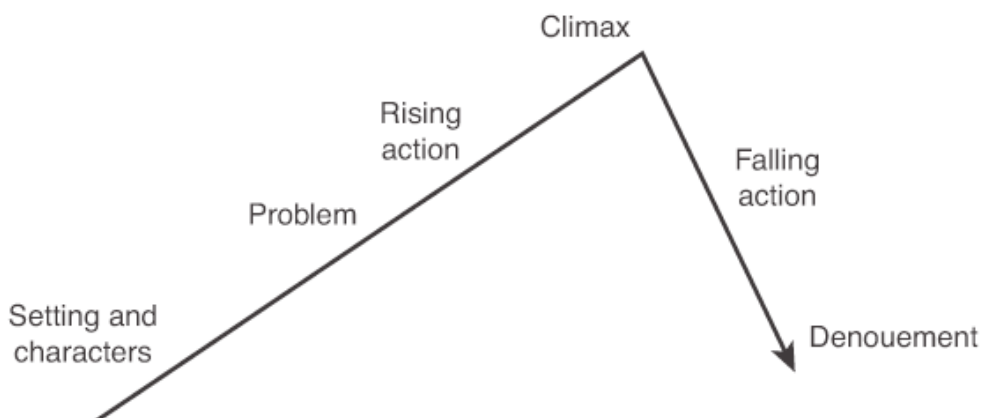
1. Characters
2. Setting
3. Problem
4. Rising Action
5. Climax
6. Falling Action
7. Denouement
(Resolution)
8. Novel
9. Protagonist
10. Antagonist

What is your favorite novel?

1. _____

Who are some of the characters in the Harry Potter book series?

2. _____



O.W.L. Writing Assessment

LETTER: Write a letter to Sirius Black



SEQUENCING EVENTS:

Reading Comprehension Activity

STORY:

Harry was inside his bedroom under the stairs. Suddenly, Hedwig, his owl, burst in with a letter from the ministry of Magic. The letter said Harry was expelled from Hogwarts. Harry jumped on his broom and headed out to find help.

Draw what happens first, second, third, and fourth.

1

2

3

4



Harry Potter

and the order of the phoenix



Harry finally manages to make it back to school, he finds things are different than when he left. Hagrid's missing, there are skeletal horses pulling the school carriages that only he can see, and the new Defense Against the Dark Arts teacher is none other than toad-like, repulsive Dolores Umbridge, a Ministry representative whom Harry is all too familiar with.

Even worse is the constant mutterings of the other students. Having spent all summer discrediting both Harry and Dumbledore, the Ministry has succeeded in convincing everyone they're both crazy and that Voldemort's return is nothing but a figment of their imagination.

As the school year progresses Harry and Umbridge frequently lock horns, and she retaliates by taking away everything he cares about: Quidditch, letters from Sirius, and visits with Hagrid. So Harry fights back the only way he can, by forming a secret defense group, known as Dumbledore's Army, and teaching his friends how to fight properly.

Harry keeps having tantalizing dreams of dark corridors and locked doors that are distracting at best. His scar prickles constantly and he soon finds he's turned into a tiny antenna for Voldemort's mood swings, which certainly doesn't help his own temper.

Things take a disastrous turn when Dolores Umbridge finds out about Harry's secret defense group. Harry is filled with guilt when Dumbledore, claims credit for the group in order to protect Harry, and has to flee the school to escape arrest.

This installment ends with an epic battle of good and evil, resulting in a devastating loss to Harry when his godfather Sirius Black is killed, and the full revelation that his destiny lies intertwined with none other than Voldemort himself. In the end, Dumbledore reveals the lost prophecy to Harry: either Harry will kill Lord Voldemort or Voldemort will kill Harry.

1. Who is the new Defense against the dark arts teacher?
2. What does Harry form?
3. Who claims credit for the group to protect Harry?
4. Who dies at the end of this book?

Rhyming Words:

Circle each ghost that has three rhyming words inside



Arts & Crafts

Candy Holder

Festive Harry Potter decorations

What you'll need:

- 9" paper plate
- 4 black chenille stems
- Three 36"-long pieces of green yarn
- Black, white and light green acrylic paint
- 3" x 5" piece of orange construction paper
- Black marker
- White craft glue
- Scissors

How to make it:

1. Fold paper plate in half and make a crease.
2. Cut paper plate in half using crease as a guide.
3. Turn paper plate pieces upside down (rounded side up). Paint both halves of plate with black paint and let dry.
4. When dry, glue along the rounded edges of the two pieces of plate and stick the plates together, unpainted sides should be facing each other. Do not glue the cut sides; this is the opening of your plate pocket.
5. Cut chenille stems in half.
6. Set aside two of the chenille stems. Bend the ends of the remaining chenille stems, about 1" at each end. Bend one to the left and the other to the right. For the remaining two chenille stems, bend one end about 1" and the other end about 2".
7. Place plate pocket in front of you, with the open end at the top. Glue three chenille legs on the left (glue to the under side) and the other three on the right.
8. Take the remaining two stems and glue the 2" bend under the plate about 1/3 of the way down from the left, and 1/3 of the way down on the right. Allow to dry.
9. Make eyes from white construction paper. When eyes are completely dry, glue them to the front of the plate.
10. Paint a wiggly smile on the front of the plate using green paint
11. To make the handle, line all three pieces of yarn up together and tie one end in a knot. Braid the strands together and knot at the other end.
12. Open the pocket and pipe some glue into the creases then press the ends of the yarn handle inside and let dry
13. Fill with candy or other treats and hang.



DAY 2

**Finish any steps you
have left to do**



ERISED STRA

PHROOYT UBE CAFRU OYT ON WOHSY

$$\pi r^2$$
$$[7 \div$$

$$1/3 = x$$
$$1 \div 2$$
$$\pi^2$$



Harry Potter Characters



harry

ron

hermione

neville

draco

snape

hagrid

sirius

lupin

sprout

peeves

dumbledore

Harry Potter Animals



hedwig

errol

fluffy

trevor

fang

crookshanks

norbert

binky

Select the Tense

The tense of a verb tells you when the action of the verb takes place.

- **Present tense** means now:
I am reading this paper.
- **Past tense** means any time before now:
I read the paper yesterday.
- **Future tense** means not yet, but any time in the future:
I will read the paper tomorrow.

Write **present**, **past** or **future** for each of the following sentences.

1. We learned about potions last year. _____
2. We will learn about invisibility spells next year. _____
3. Hagrid will take me on Hogwarts Express next month. _____
4. Ron and I are flying our brooms. _____
5. Dinner was ready an hour ago. _____
6. I am running to hide. _____
7. I will ride a werewolf to class. _____
8. The dark forest is scary. _____
9. J.K. Rowling wrote Harry Potter. _____
10. Dumbledore will retire in ten years. _____
11. The tree is tall. _____
12. I am washing the dragon. _____
13. Hermione will start class in five minutes. _____
14. Ron is playing Quiddich. _____
15. Snape's dad was a potions expert. _____

Vocabulary

with Ron Weasley

SCIENCE
GEOGRAPHY
WORDS

Geography:

1. Mountain
2. Landscape
3. Map
4. Globe
5. Latitude
6. Longitude
7. Continent
8. Island
9. Peninsula
10. Valley
11. Swamp
12. Waterfall
13. River
14. Trench
15. Hemisphere

Are there mountains in Gwangju? If yes, what is the most popular?

1. _____

What is the difference between a world map and a globe?

2. _____



O.W.L. Writing Assessment

Write your favorite thing about camp so far



Syllable Wizard

Figure out how to correctly identify the syllables in each word.



Where would you look to find the number of syllables in a word?

encyclopedia

dictionary

almanac

thesaurus

Circle the correct way to divide

- | | | |
|---------------|------------|------------|
| 1. broom | br*oom | bro*om |
| 2. pu*mpkin | pump*kin | p*umpkin |
| 3. Christ*mas | Christm*as | Chris*tmas |
| 4. ma*gical | mag*i*cal | mag*ical |
| 5. Harry | harr*y | har*ry |

Circle the words that have three syllables.

- | | | |
|-------------|----------|-------------|
| 6. Hermione | Wizard | Goblet |
| 7. Student | Hogwarts | Hufflepuff |
| 8. Hans | Academy | Rattlesnake |

Circle the words that have two syllables.

- | | | |
|----------|-----------|-----------|
| 9. candy | chocolate | licorice |
| 10. owl | dragon | hypogriff |
| 11. Ron | Hermione | Harry |

12. How many syllables are in the word magic? _____

13. How many syllables are in the word gryffindor? _____

Divide each word into syllables.

14. Dumbledore _____
15. witch _____
16. broomstick _____
17. Slytherin _____

Harry Potter

and the Half-Blood Prince

Harry is more determined than ever to put an end to Voldemort and his Death Eaters. When the day finally arrives to return to school, Harry is as usual overjoyed to be back at school. He's been made Quidditch Team Captain. However, Harry and his friends are dismayed to find out that Professor Severus Snape has finally achieved his burning desire to become Defense Against the Dark Arts professor. Harry is excited to be taking private lessons with Dumbledore this year, who is showing him all about Voldemort's past.

A mysterious book previously owned by the Half-Blood Prince comes into Harry's hands early on during his Potions class. Harry quickly grows to depend on the information he gets from the Half-Blood Prince's book and uses some of his spells outside of class, much to Hermione's displeasure.

Harry also keeps an increasingly close eye on Draco Malfoy. Harry believes Malfoy is constructing a dark plot inside the school but can't for the life of him figure out what it is. As the year speeds by, Harry and Ron are both amazed at their blossoming love lives. Harry especially falls hard for Ginny.

A fierce battle takes place between the students, members of the Order of the Phoenix, and the Death Eaters. Having succeeded in their mission to recover the horcrux, Harry and Dumbledore return and Professor Snape kills Dumbledore.

Dumbledore's death is a terrible blow to Harry, but it enables him to see clearly what his true mission is. He resolves that he will not return to Hogwarts, but instead sets off to destroy the remaining fragments of Voldemort's soul. Ron, Hermoine, and Harry agree to start their journey together.


Reading Questions:

1. Who is the new defense against the dark arts teacher?

2. What does Harry find that previously belonged to the half blood prince?

3. Who does Harry keep a close eye on?

4. What happens to Dumbledore?





POTIONS CLASS

EXPERIMENT # 4

What do you need:

Ingredients:

- 1 gallon of water
- 1 package of Kool-aid
- Various food colorings of your choice in vials
- Mix the potion together
- Add one part of the first potion and one part of cider or sprite

Welcome. Attempt my potions if you dare, but beware, some are explosively fun...




Directions:

Step 1: Mix the ingredients of the first set together very carefully

Step 2: Add equal amounts of the first potion with soda

Step 3: Add ice

Step 4: Enjoy a cool afternoon refreshment of dragons tears



INSTRUCTIONS:

How does the potion taste?

What color is the potion?

Vocabulary:

Dragon

Tears

Mysterious

Rare

Arts & Crafts

Book Marks

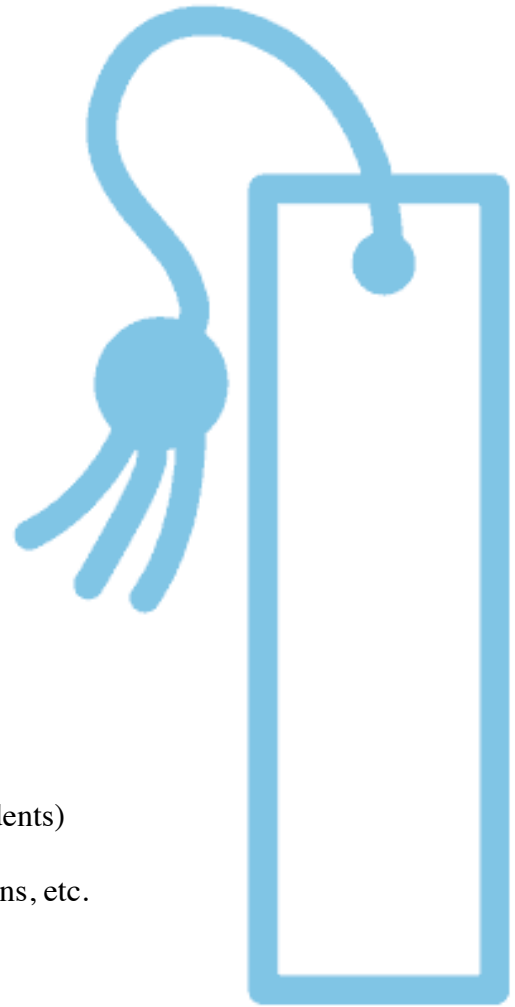
Festive Harry Potter decorations

What you'll need:

- poster board or card stock of any color.
- markers, stickers, colored pencils, paints, or crayons.
- white glue (elmer's).
- clear contact paper or ability to laminate the finished product.
- Favorite quote or picture of a character
- yarn or ribbon

How to make it:

1. Cut the poster board or card stock to the appropriate size (it is useful to have a pattern already laid out for younger students)
2. Decorate with markers, stickers, colored pencils, paints, crayons, etc.
3. Laminate with contact paper.
4. Punch a hole in the top and attach a ribbon or yarn to add to the decoration.
5. Start reading!





Harry Potter

C	H	A	R	L	I	E	N	I	R	E	H	T	Y	L	S
S	U	R	E	V	E	S	R	E	D	R	O	T	K	I	V
T	T	T	M	C	G	O	N	A	G	A	L	L	H	E	O
O	S	H	U	G	O	H	A	R	R	Y	D	D	E	T	L
N	U	U	S	A	C	C	I	O	E	L	T	R	Y	M	D
K	L	R	L	I	L	Y	H	N	A	R	G	L	E	G	E
S	U	I	R	I	S	E	A	G	N	A	F	A	L	O	M
W	G	D	M	U	R	K	G	E	I	P	A	N	S	Y	O
A	E	T	O	M	Y	C	R	E	P	P	M	U	R	L	R
C	R	B	I	L	L	O	I	F	U	A	S	L	U	E	T
E	S	O	R	E	R	O	D	E	L	B	M	U	D	N	W
E	N	T	E	P	A	N	S	F	L	E	H	O	B	A	V
E	I	T	R	E	B	E	O	I	U	S	U	X	L	L	L
D	E	S	I	R	E	Y	E	L	D	D	I	R	O	L	A
F	R	E	D	P	A	D	F	O	O	T	G	I	N	N	Y
E	L	L	I	V	E	N	D	O	B	B	Y	E	O	V	E

ACCIO
 ALBUS
 ARTHUR
 BERTIE
 BILL
 BOTTS
 CEDRIC
 CHARLIE
 DOBBY
 DUMBLEDORE
 DURSLEY
 ELF
 ERISED
 FANG
 FLEUR
 FRED
 FUDGE
 GINNY

GOYLE
 HAGRID
 HARRY
 HERMIONE
 HUGO
 KRUM
 LILY
 LUNA
 LUPIN
 MALFOY
 MCGONAGALL
 MOLLY
 MYRTLE
 NARGLE
 NEVILLE
 NOX
 ORDER
 PADFOOT

PANSY
 PERCY
 REGULUS
 REMUS
 RIDDLE
 RON
 ROSE
 SEVERUS
 SIRIUS
 SLYTHERIN
 SNAPE
 TEDDY
 TOM
 TONKS
 VIKTOR
 VOLDEMORT

Harry Potter

Harry has finally come of age, and finally started on his final journey to defeat Voldemort for good. The Dursely's are forced to go into hiding so that Voldemort's Death Eaters will not torture them for information, and Harry sets off with Ron and Hermione on a difficult quest to find and destroy the last of Voldemort's Horcruxes. Only once those have been destroyed, Harry knows, can Voldemort truly be killed.

The three are frequently without food, and with winter coming their journey is no day at the beach. Because of their lack of plan, lack of food, and lack of progress, their spirits are often low, and Ron especially becomes argumentative.

As Harry's adventures and the danger he's in increases, Harry begins to truly understand what Dumbledore intended him to do. He realizes, almost at the last minute, that his own life will have to be sacrificed in order for Voldemort to truly be vanquished. Filled with love for his friends, he willingly gives his life so that they may live.

His last act of heroism, however, saves his life. He meets Dumbledore again in death, and Dumbledore answers many of his questions. He is given a choice to stay or to go back, and he chooses to go back and fight.

It's all over between Harry and Voldemort with just one spell. Harry is left alive, the true master of the Hallows, and Voldemort is killed for good. He now understands more than he ever has about love (which he loves Ginny), and life, and sacrifice, and in spite of the loss of many of his friends during the last battle, is grateful for the second chance he's been given at life, and love.


Reading Questions:

1. What does Harry go looking for?

2. What does Harry do to save his friends lives?

3. Who is Harry in love with?


4. What are the three (Harry, Hermoine, and Ron) frequently without?



Quittich World Cup

Make a poster for the upcoming Quittich Game

Include a picture, time, date, and the names of the two teams. Make it as realistic as possible.





<http://www.coloring-book.info>

HARRY POTTER & THE SORCERER'S STONE



R	D	E	S	I	R	E	M	I	H
A	O	O	E	L	F	F	A	U	Q
V	W	D	C	A	U	L	F	R	O
E	L	N	N	I	L	F	L	I	T
N	A	I	G	I	L	H	U	G	R
C	L	M	H	E	F	U	F	S	S
L	Q	B	P	P	U	F	F	L	E
A	M	U	G	G	L	E	Y	U	M
W	F	S	I	G	L	T	Y	R	Y
F	B	U	S	D	H	F	Y	R	G
S	C	A	R	E	D	Y	C	A	T
H	A	G	R	I	D	I	I	R	E
Q	U	I	D	R	E	T	T	O	P
U	N	R	U	A	T	N	E	C	A
S	T	R	A	W	G	O	H	C	H



MUGGLE
GRYFFINDOR
HOFFLEPUFF
RAVENCLAW
SLYTHERIN

QUIDDITCH
POTTER
HOGWARTS
FLUFFY
QUAFFLE

CENTAUR
OWL
SCARED
ERISED
HAGRID
NIMBUS



The owl is flying



I am flying	You are flying	He/She/It is flying	We/They are flying
I am not flying	You are not flying	He/She/It is not flying	We/They are not flying

We use the present continuous to say that things are (not) happening now or around now.

Make present continuous sentences.

Harry / look / the magic mirror.



The owls / fly / again.



Harry and Ron / go / to Hogwarts.




I / study / a lot of English this year.



Telling Time:

Help Hermione keep the time straight as she uses her magical clock to get to her classes and be two places at once



Example: It is two-thirty









Write out the numerical time:

1. Two thirty

2. Six o'clock

3. Seven twenty

4. Nine Forty-five

5. Three thirty

6. One o'clock

7. Twelve o'clock

8. Four ten

9. Eight forty-five

10. Ten fifteen



Harry Potter and the Chamber of Secrets

Movie Question Page

1. Who comes to pick up Harry from the Dursley's?

2. What kind of animal delivers Harry's acceptance letter to Hogwarts school of Witchcraft and Wizardry?

3. What kind of animal does Harry hear talking at the zoo?

4. Who is the headmaster of Hogwarts?

5. What is the name of the train that takes students to Hogwarts?

6. What house does the sorting hat choose for Harry?

7. Who are Harry's two closest friends at Hogwarts?

8. What is hidden at Hogwarts?

9. What gift does Harry receive for Christmas?

10. What kind of animal is guarding the Sorcerer's Stone?

11. Who is behind the attempts to steal the stone?

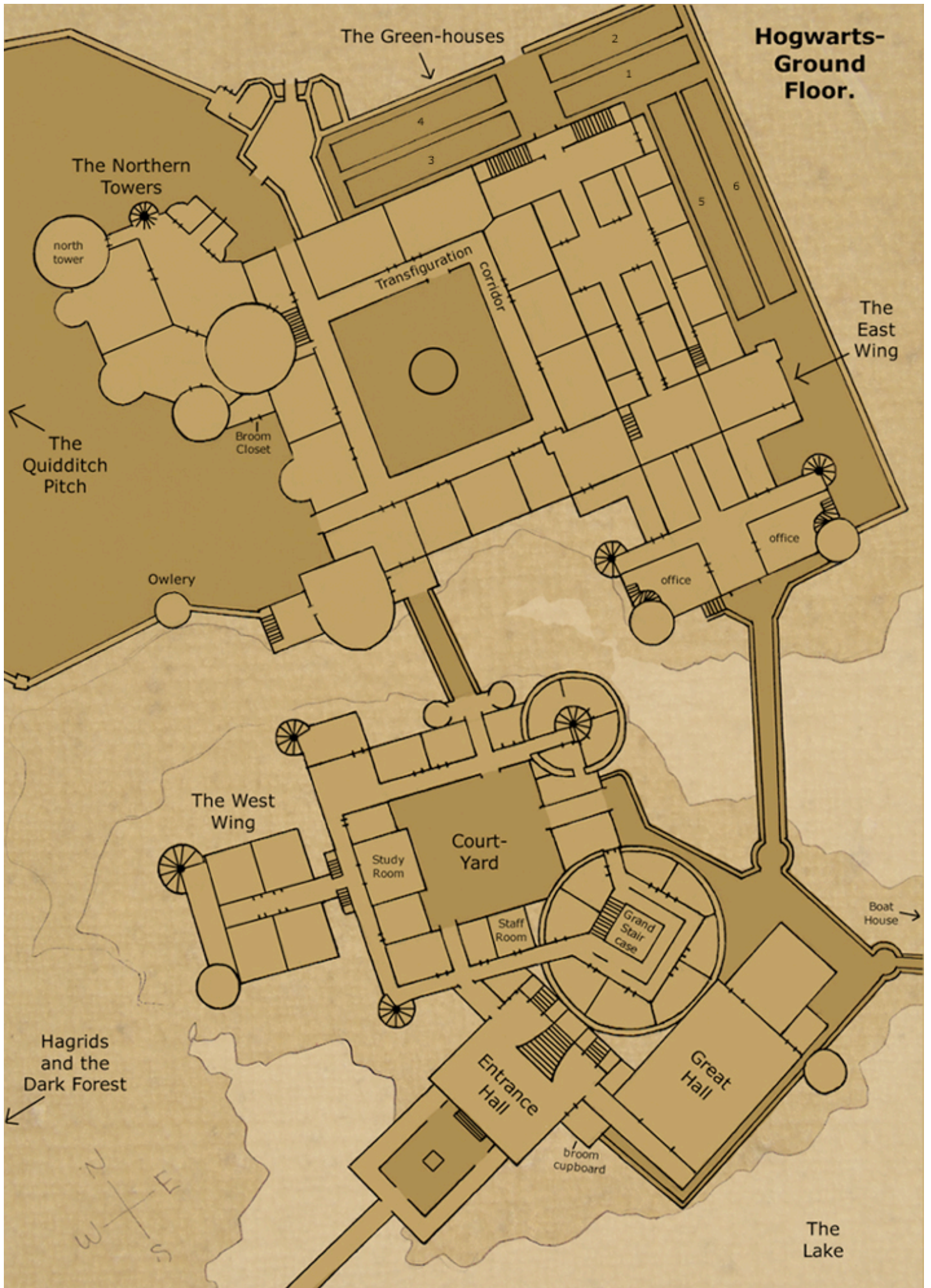




THE
HALF-BLOOD
PRINCE

EXTRAS

APPENDIX 1- Maps and Guides





Harry Potter
AND THE
GOBLET
OF FIRE

EXTRAS



CHARACTER LIST

[Alastor \(Mad Eye\) Moody](#) - Scarred, paranoid and very skilled ex Auror and briefly Professor of Defence Against the Dark Arts at Hogwarts

[Albus Dumbledore](#) - Headmaster of Hogwarts, leader of the Order of the Phoenix and the only man feared by Voldemort

[Arthur Weasley](#) - Ron Weasley's father is the cheerfully Muggle obsessed patriarch of the Weasley family

[Bill Weasley](#) - The eldest son of Arthur and Molly Weasley, Ron's brother Bill. Bill Weasley is the coolest person in the Harry Potter books

[Cedric Diggory](#) - Cedric Diggory, prefect, ladies man, and the captain of the Hufflepuff Quidditch team. Cedric Diggory has it all, but can he beat Harry Potter in the Triwizard Tournament?

[Charlie Weasley](#) - Ron's elder brother, works with dragons in Romania

[Cho Chang](#) - Cho Chang is the first girl that Harry Potter has a crush on at Hogwarts School.

[Draco Malfoy](#) - Harry's contemporary enemy, son of a leading Death Eater

[Dudley Dursley](#) - Harry's big, unpleasant cousin

[Fleur Delacour](#) - Fleur Delacour is a french exchange student attending Hogwarts School.

[Fred Weasley](#) - One of the irrepressible Weasley twins, Ron's elder brother

[George Weasley](#) - One of the irrepressible Weasley twins, elder brother of Ron

[Ginny Weasley](#) - Ron's only sister, the youngest of the Weasley children

[Hagrid](#) - The huge half-giant Keeper of Keys and Grounds at Hogwarts

[Hedwig](#) - Harry's faithful pet and mail carrier

[Hermione Granger](#) - Harry's friend, smart, brave and idealistic.

[Lord Voldemort](#) - Harry's arch nemesis, most powerful practitioner of the Dark Arts, He-Who-Must-Not-Be-Named

[Lucius Malfoy](#) - Father of Draco Malfoy, Lucius Malfoy is an important servant of Voldemort.

[Madame Maxime](#) - The Madame Maxime Page contains information on the Harry Potter character who first makes an appearance in the Goblet of Fire.

[Minerva McGonagall](#) - Professor of Transfiguration and Head of Gryffindor House at Hogwarts

[Moaning Myrtle](#) - Moaning Myrtle is the ghost of a girl who haunts the girl's bathroom at Hogwarts.

[Molly Weasley](#) - Ron's mum, Mrs Weasley

[Neville Longbottom](#) - Neville Longbottom is a comical character and can be the butt of some jokes, but his loyalty to Harry is never in doubt.

[Percy Weasley](#) - Ron's blindly ambitious elder brother

[Peter Pettigrew](#) - Peter Pettigrew is a conniving character who first makes an appearance in Harry Potter and the Prisoner of Azkaban. Check out the Peter Pettigrew pictures and links. []

[Percy Weasley](#) - Ron's blindly ambitious elder brother

[Peter Pettigrew](#) - Peter Pettigrew is a conniving character who first makes an appearance in Harry Potter and the Prisoner of Azkaban.

[Petunia Dursley](#) - Harry's aunt, his mother's sister

[Professor Flitwick](#) - Professor of Charms and Head of Ravenclaw House at Hogwarts

[Professor Sprout](#) - Professor of Herbology and Head of Hufflepuff House at Hogwarts

[Remus Lupin](#) - Schoolfriend of James Potter, Harry's father, one time Professor of Defence Against the Dark Arts

[Rita Skeeter](#) - Trouble making reporter who works for 'The Daily prophet'.

[Ron Weasley](#) - Harry's best friend, youngest male Weasley

[Seamus Finnigan](#) - Seamus Finnigan is one of Harry Potter's friends at Hogwarts. He is in Gryffindor house and is a massive Quidditch fan.

[Severus Snape](#) - Professor of Potions and Head of Slytherin House at Hogwarts

[Sirius Black](#) - Harry's godfather, schoolfriend of James Potter

[Tom Riddle](#) - The sinister memory of a young Lord Voldemort

[Vernon Dursley](#) - Vernon Dursley, Harry's uncle, his aunt's husband, a son called Dudley and more information the Vernon Dursley.

[Viktor Krum](#) - Viktor Krum is the brilliant Bulgarian Quidditch player who comes to Hogwarts for the Triwizard Tournament.



WIZARDING WORLD
XY390
PRODUCTION DESIGNER

Harry Potter

AND THE
PRISONER
OF AZKABAN

EXTRAS:

Appendix 3- Origami

EVERYTHING WILL CHANGE

HAVE YOU SEEN A WIZARD?
HARRY POTTER
SERIES

Origami Golden Snitch

Just for fun, fold yourself your very own Golden Snitch! You could use it to decorate for a Harry Potter party - make several and hang them from thread around the room, or scatter them around the party table. Or make one for each guest and use them as place names!

The snitch is based on the classic origami "Water Bomb" but is a little more complicated to fold, so beginners or younger children may need a little help.



1. Start with your paper coloured-side down, then fold in half along each of the diagonals. Open out again.



2. Flip over.




3. Bring the bottom edge to the top edge to fold in half as shown.



4. Open out again, then bring the creases together as shown, to form a triangle.




5. Crease well.



6. Rotate. Fold the top right point of the triangle down to meet the bottom point...


Origami Golden Snitch - Page 2




7. Your model will look like this.




8. Fold the top left point down in the same way.



9. Flip over, and repeat on the other side.




10. Fold the corners in to the centre and crease well (this will be a little difficult to do).




11. Leaving the left turned in, open out the right fold which you have just made, and then lift up the flap, as shown.




12. Bring the whole flap over to the left along the existing crease line. Crease well.




13. Turn down the top corner so that it lines up with the edge of the snitch. Crease, then open out again.




Origami Golden Snitch - Page 3



14. Now begin to open out and bring down the top edge along the dotted line ...




15. ... flattening point "a" down as you do so.





16. Lift the "wing" up and fold it over to the right ...





17. like this. You've completed the first side - only 3 more to do!




18. Now do the left side. Open up the flap as you did before. Follow the steps below....




Origami Golden Snitch - Page 4



19. Two sides done! Now flip over and do exactly the same, from step 10, on the other side.



20. At the top of the model there is a little hole. Blow gently into it while carefully encouraging the Golden Snitch to form into its 3D shape.



THANKS:



Hope you
enjoyed our
Harry Potter
ESL
compilation.

SOURCES

<http://www.tlsbooks.com> ESL Resource Site

<http://www.activitywillage.co.uk>

<http://www.sholastic.com>

<http://www.scribd.com>

http://www.wikisummaries.org/Harry_Potter

Universal Studios Orlando

Warner Bros.

Original Works by Crystal Basford



HAVE A MAGICAL SUMMER!

We hope you continue to study English and learn as much as you possibly can about English. As for me, Harry, and my friends, we are off to begin a new life. Voldemort has been defeated and we cant wait to live in a world that is free from his evil tricks.

STUDY HARD!

If you want to gain more information about Harry Potter and his friends, pick up the latest copy of one of his books. The entire Harry Potter

series is written at an elementary school reading level so you will be able to join in on all of the adventures in a new way. Just use your imagination. Check out the bottom of this section for a full listing of Harry's adventures.

A note from Harry Pottter to you:

I hope you will consider joining the team and imagining your way into my wizarding world. Hope to hear from you soon. See you in the pages of the next great J.K. Rowling book. It has been a great summer!



Thank you
for helping me
defeat
Voldemort

By: J.K. Rowlings

Harry Potter and the Sorcerer's Stone
Harry Potter and the Chamber of Secrets
Harry Potter and the Prisoner of Azkaban
Harry Potter and the Goblet of Fire
Harry Potter and the Order of the Phoenix
Harry Potter and the Half-Blood Prince
Harry Potter and the Deathly Hallows.

See you next year!

We hope you enjoyed this Summer's camp. We had a lot of fun on our magical

- *Harry Potter*

HANS ENGLISH ACADEMY

Sang Mu, Gwangju, Republic of Korea