

**I Like Food!**

UNIT  
**5**

Draw your favorite food.

LESSON 1 Words

1 Listen and point. TR: 49



bread



chicken



fruit



juice



milk



rice





water


2 Listen and repeat. TR: 50


3 Listen. Circle Y for Yes or N for No. TR: 51

1.  Y  N  


4.  Y  N  


2.  Y  N  


5.  Y  N  


3.  Y  N  


6.  Y  N  




Grammar LESSON 2

1 Listen and repeat. TR: 52

I like juice.



2 Play and say.



I like bread.

True!

True or false?



**LESSON 3** Grammar and Song

1 Listen and repeat. TR: 53

2 Listen and sing. TR: 54 and 55

I don't like bread.

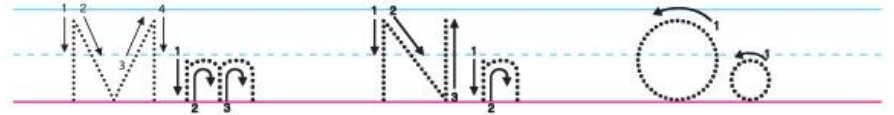


**LESSON 4** Phonics

1 Listen, point, and repeat. TR: 56



2 Trace the letters.



3 Listen and chant. TR: 57

4 Listen and match. TR: 58

Mm  
○

Nn  
○

Oo  
○



LESSON 5 Video and Story

1 Watch and check (✓). Video 5



Shiven



Lara



Pablo



2 Read the Unit 5 story. Circle. TR: 59



VALUE

Give and share.


Do the Unit 5 Value activity in the Workbook.

3 Trace and say.



# How Are You?

UNIT 6



How many boys? Count.

LESSON 1 Words

1 Listen and point. TR: 60



happy



sad



hot



cold



hungry



thirsty

2 Listen and repeat. TR: 61

3 Listen and number. TR: 62



LESSON 2 Grammar

1 Listen and repeat. TR: 63

I'm hungry.

2 Play and say.



LESSON 3 Grammar and Song


1 Listen and repeat.  TR: 64

2 Listen and sing.  TR: 65 and 66

I want water.

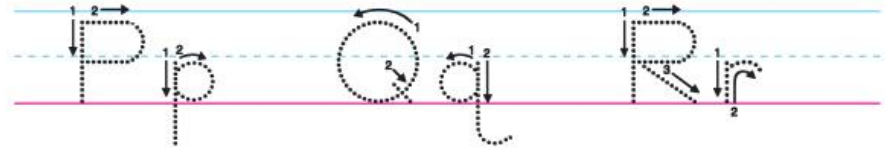


Phonics LESSON 4

1 Listen, point, and repeat.  TR: 67



2 Trace the letters.



3 Listen and chant.  TR: 68

4 Listen and match.  TR: 69

Pp

Qq

Rr



LESSON 5 Video and Story

1 Watch and match. Video 6



Aliyah



Mati



Rhiane



Shiven



2 Read the Unit 6 story. Circle. TR: 70



**VALUE** Make good choices.  
Do the Unit 6 Value activity in the Workbook.

**GAME 3** Look at p. 45. Cut and play.

