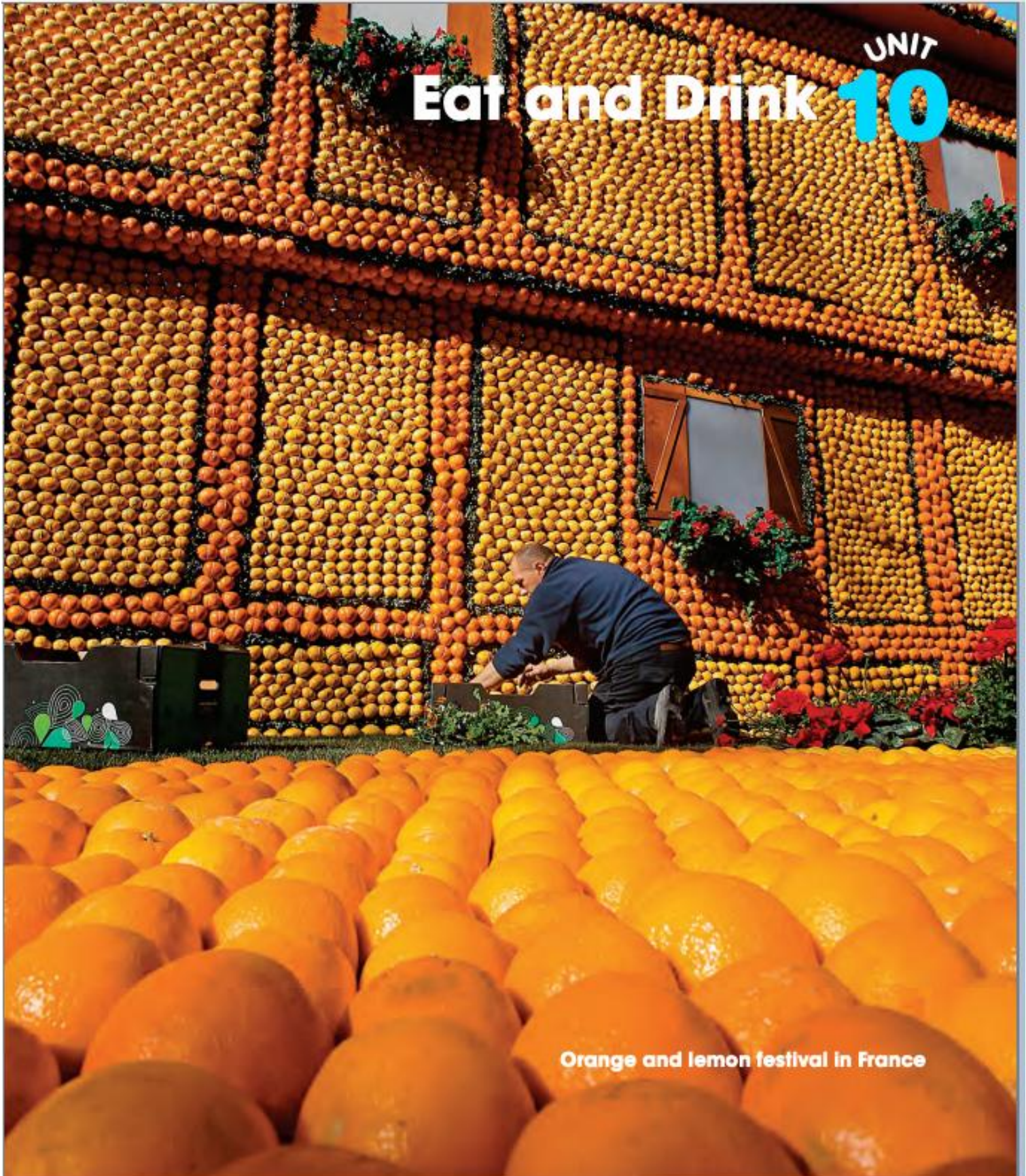


Eat and Drink

UNIT

10



Orange and lemon festival in France

Look at the photo. What can you see?

LESSON 1 Words

1 Listen and point. 🎧 TR: 148



banana



bread



candy



lemon



milk



potato



rice



tomato



water

2 Listen and repeat. 🎧 TR: 149

3 Point and say.

a banana

rice



Grammar LESSON 2

1 Listen and chant. 🎧 TR: 150

I like bananas, and I like bread.
I don't like apples, green or red!

I like oranges, and I like rice.
I like bread. Can I have a slice?

2 Listen and read. 🎧 TR: 151

I like bananas.
I don't like rice.

3 Write like or don't like.



1. I _____ rice.
2. I _____ bananas.
3. I _____ kiwis.
4. I _____ water.

4 Say.

I like potatoes.

I don't like milk.



3 Reading

1 Listen and repeat. TR: 152

lunch tray terrible great

2 Listen and read. TR: 153

Look at the photo. It's time for **lunch**! These boys and girls have **trays**. The trays are on the table. The lunch is a school lunch. How many trays can you see? What's on the trays? Can you see the food?

I like carrots, but I don't like potatoes. They're **terrible**! Look! Is that rice? Yes, it is. I like rice. It's **great**.

3 Read again. Complete the sentences.

lunch rice table trays two

1. There are _____ boys in the photo.
2. The children eat _____ at school.
3. The lunches are on _____.
4. The trays are on the _____.
5. The boys and girls eat _____ for lunch.



Grammar ^{LESSON} 4

1 Listen and read. TR: 154

Do you like apples?
Yes, I do. They're great.

Do you like milk?
No, I don't. It's terrible.

Do you like apples? They're OK.
Do you like milk? It's OK.

2 Write.

1. Do you like candy?

You: Yes, I do.

2. _____ you like apples?

You: _____

3. _____ like rice?

You: _____

4. _____ water?

You: _____

3 Ask and answer.



LESSON
5 Song

1 Listen and read. 🎧 TR: 155

2 Listen and sing.
🎧 TR: 156 and 157

3 Sing and act. 🎧 TR: 158

Chorus
Time for lunch!
I'm very hungry.
Time for lunch!
Yummy! Yummy!

Do you like carrots?
Yes, I do.

I like carrots and potatoes, too.
Do you like bread? Do you like rice?
Yes, I like bread, and I like rice.

Chorus

Do you like oranges?
Yes, I do.

I like oranges and bananas, too.
Do you like water? Do you like milk?
I like water, but I don't like milk!

Chorus



VALUE Eat good food.
Workbook, Lesson 6

LESSON
6 Phonics

1 Listen, point, and repeat. 🎧 TR: 159



dog



dot



fox



mop



nod

2 Listen, chant, and circle. 🎧 TR: 160

Nod your head and mop the floor.
Draw a dot and count to four.
I like the dog, I like the fox.
Draw a dot inside a box!

3 Listen and find. Write the word. 🎧 TR: 161



LESSON
7 Video

1 Watch and match. Write the numbers. Video 12



1. Tracy and Jessica



2. Marcel



3. Lara



4. Pablo



2 Your turn! Ask and answer.



What's your favorite food?



I like oranges and apples.

3 Draw and say.

This is one of my favorite foods.
It's _____.



Function 3: Classroom language 3 (student to teacher)

Can I go to the bathroom? How do you say...?
What page? How do you spell...?
I don't know/understand. What does...mean?
Can you repeat that, please?

1 Listen and complete. TR: 162

Teacher: Now look at the picture of the farm.

Sandra: What _____?

Teacher: Page fifteen, Sandra.

Sandra: Thank you.

Sandra: How do you _____ "pato" in English?

Teacher: It's *duck*, Sandra. *Duck*.

Sandra: How do you _____ *duck*?

Teacher: It's d-u-c-k.

Sandra: I _____ understand. What does *huge* _____?

Teacher: It means "very big," Sandra. Anything else?

Sandra: Yes! Can I go to the _____?

2 Listen again and check. TR: 163

3 Read and match.

- | | |
|--------------------------------|-----------------------------------|
| 1. How do you spell your name? | Page nineteen. |
| 2. What page? | Yes, OK. |
| 3. What does <i>owl</i> mean? | It's M-a-x. |
| 4. Can I go to the bathroom? | It's a bird with big, round eyes. |

Otavalo Market, Ecuador



1 BEFORE YOU WATCH Look at the photo. Answer.

1. What can you see?
2. Is this outside or inside?
3. What is this place?

2 WHILE YOU WATCH What things are in the video? Check (✓). Video 13



bag



car



chicken



doll



kite



mask

3 AFTER YOU WATCH Read and circle.

1. A **man** / **woman** at the market is happy.
2. The **bird** / **monkey** has a blue face.
3. You can see the girl's **head** / **legs**.
4. There are **toys** / **TVs** at the market.

4 PROJECT Make an animal mask.



This is my cat mask. It has blue ears and a red nose.

Review 5: Units 9–10

1 Look and write.



n s a e j

j e a n s



h r i t s



k c s o s




s r e d s

2 Look and read. Write (✓) or (X).



1. There's milk on the table.
2. There are two bananas, too.
3. There's an orange.
4. There are three candies.

3 Listen and color. TR: 164



4 Write like or don't like.



1. I like oranges.
2. I _____ milk.
3. I _____ water.
4. I _____ kiwis.