

Free Time

UNIT
12



Playing in the rain

Look at the photo. What can you see?

LESSON
1 Words

1 Listen and point. TR: 179



fly a kite



make a cake



paint a picture



play a game



play soccer



read a book



sing a song



write a story

2 Listen and repeat. TR: 180

3 Point and say.

Fly a kite!



Make a cake!



Grammar
LESSON
2

1 Listen and chant. TR: 181

Let's make a cake! **Great idea!**
Let's fly a kite! **Great idea!**
Let's paint a picture of a house!
No! No! A picture of a mouse!

Let's read a book! **Great idea!**
Let's play a game! **Great idea!**
Let's write a story about a dog!
No! No! A story about a frog!

2 Listen and read. TR: 182

Let's fly a kite!
Great idea!
Let's play soccer!
No!

3 Write.



1. A: Let's sing a song!

B: _____!

2. A: _____ a kite!

B: _____!

LESSON 3 Reading

1 Listen and repeat. TR: 183

hot paper swing

2 Listen and read. TR: 184

It's a nice day. The sun is in the sky, and it's **hot**. We aren't at school today. We're in the park. I don't have a soccer ball, but I have a pencil and **paper**. What can we do? Let's write a story. And let's paint a picture, too. I like stories. Let's think of a story. What can we see in the park?

Look at that boy in the sky! Can he fly? No, he can't! Birds can fly, but children can't fly. The boy is on a **swing**. He's high in the sky, but he can't fly!

I have an idea! Let's write a story about a flying boy and his friend, a bird!

3 Read again. Write **T** for True or **F** for False.

1. The writer is in the park.
2. The writer has a soccer ball.
3. The boy can fly.
4. The boy is on a swing.
5. The story is about two birds.

VALUE Use your time well.
Workbook, Lesson 6



Grammar LESSON 4

1 Listen and read. TR: 185

We're in the park.
We're on the beach.
We aren't at school.

2 Write **We're** or **We aren't**.



1. _____ at school.
2. _____ on the beach.
3. _____ at the zoo.
4. _____ on the playground.

3 Say.



LESSON
5 Song

1 Listen and read. 🎧 TR: 186

2 Listen and sing. 🎧 TR: 187 and 188

3 Sing and act. 🎧 TR: 189

Chorus
**Come on everybody!
Let's sing this song.
We're at a party!
Let's sing along.**

**Let's paint a picture.
Paint it pink and blue.
Let's write a story
about me and you.**

Chorus
**Let's make a cake
with our favorite things.
Let's sing a song.
Everybody sing!**

Chorus
**Let's fly a kite.
Fly it every day.
Let's play a game.
Everybody play!**
Chorus



LESSON
6 Phonics

1 Listen, point, and repeat. 🎧 TR: 190



hat



red



kid



hot



sun

2 Listen, chant, and circle. 🎧 TR: 191

This is a kid, kid, kid, kid.
He's in the sun, sun, sun, sun.
It's very hot, hot, hot, hot.
He has a hat, hat, hat, hat.
It's big and red, red, red, red.

3 Listen and find. Write the word. 🎧 TR: 192



LESSON 7 Video

1 Watch and match. Write the numbers. Video 15

- 1. Tracy and Jessica
- 2. Shiven
- 3. Lara



2 Your turn! Ask and answer.



3 Draw and say.

Let's _____ in the park!
Great _____!

Let's _____!
_____!



Game 3

1 Work in pairs. Read, say, and answer.

16 Is there a beach in your town?	17 Look at the board. Are there numbers on the board?	18 Look at your friend. What color are his/her shoes?	END
15 Look at your bag. What color is it?	14 Look outside. Are there trees?	13 Is there a ball in the classroom?	12 Is there a picture of a beach in this book?
8 Do you like milk?	9 Look at your teacher. What color are his/her eyes?	10 Is there a beach in this book?	11 Look at your teacher. What color are his/her eyes?
7 Is there a beach in this book?	6 Is there a picture of a beach in this book?	5 Look at your teacher. What color are his/her eyes?	4 Look at your teacher. What color are his/her eyes?
START	1 Do you like milk?	2 Look at your teacher. What color are his/her eyes?	3 Look at your teacher. What color are his/her eyes?

Colors

The Color Wheel

A color wheel shows us how we can mix different colors to make new colors.




Primary Colors

There are three primary colors. They're red, blue, and yellow. We can't make a primary color by mixing other colors. We can make all the colors of the rainbow when we mix primary colors together.



Secondary Colors

There are three secondary colors. They're green, orange, and purple. Look at the color wheel. We can make a secondary color by mixing the two primary colors next to it! We can make orange when we mix yellow and red.



Haystacks in Brittany
by Paul Gauguin

Black and White

We can add white to a color to make it lighter. We can make gray when we mix black and white, and pink when we mix red and white. And what happens when we add black to a color? That's right—it makes it darker!

Glossary



wheel



mix



lighter darker

- Imagine you want to paint the scene around you. How many different color paints do you need?
- Listen and read. How many colors are in the text? TR: 193
- Answer the questions.
 - What is a color wheel?
 - How many primary colors are there?
 - How many secondary colors are there?
 - How can we make a color lighter?
 - How can we make a color darker?
- Think and write a color.
 - red + yellow = _____
 - yellow + blue = _____
 - blue + red = _____
 - red + white = _____
 - blue + black = _____
- Work in groups. Answer these questions.
 - What color can we make when we mix red and green?
 - What color can we make when we mix black and white?

1 Read and match.

- | | |
|-----------------------------|---------------|
| 1. I have a sun hat | very good! |
| 2. I can see a boat | on my head. |
| 3. Look at that big, yellow | beach ball! |
| 4. This ice cream is | in the ocean. |

2 Read and complete. Use four words.

- book
cake
game
kite
picture
soccer

- A: Let's go outside. Let's fly a kite !
 B: No. Let's play a _____ in the living room! That's fun.
 A: No. Let's go in the kitchen. Let's make a _____ !
 B: Mom is in the kitchen, and there aren't eggs.
 A: You're right! Let's paint a _____ !
 B: No. Let's go in the yard. Let's read a _____ !
 A: Great idea! We can sit under a tree. Come on!

3 Write is, isn't, are, or aren't.

- _____ is there a beach ball in the store? Yes, there is .
- _____ there shells in the ocean? No, there _____ .
- _____ there an apple in the bag? No, there _____ .
- _____ there boys in the park? Yes, there _____ .

4 Write.

- We're in the living room. Let's sing a song!
- _____ in the classroom. Let's _____ a story!
- _____ the yard. Let's _____ a game!
- _____ beach. Let's _____ a kite!

1 Look and say.

- My favorite unit is Unit ____ .
- My favorite song is in Unit ____ .
- My favorite game is ____ .



2 Write.

My six favorite words are:

3 Choose one activity for vacation.

- Draw you and your friends. Write sentences.
- Draw the beach, the park, or the playground. Write sentences.
- What do you like doing during the school vacation? Draw three pictures and write sentences.

International kite festivals



International kite festival,
Cha-Am beach, Thailand

1 BEFORE YOU WATCH Look at the photo. What can you see?

2 WHILE YOU WATCH What animal kites are in the video? Check (✓). [▶ Video 16](#)



cat



crocodile



fish



monkey



octopus



penguin

3 AFTER YOU WATCH Read and circle.

1. The kite festival is **at the beach** / **in the park**.
2. Some kites are **animals** / **planes and trains**.
3. The octopus kite is **blue** / **purple**.
4. The boy kite has **black** / **brown** boots.

4 PROJECT Make a kite. Then make a kite festival poster.

Look! My kite is green and orange.



What's an Elephant?

Mom Mouse has six baby mice. The baby mice can't see very well. They're small.

"I can see an elephant," Mom Mouse says. "It's under the trees." "What's an elephant?" Baby Mouse One asks. "Go and ask the elephant," Mom Mouse says.

The six baby mice go under the trees. They touch the elephant. They touch its body. "What's this?" Baby Mouse One asks. "Is it a wall?" "I don't know," Baby Mouse Two says.

They touch its leg. "What's this?" Baby Mouse Three asks. "Is it a tree?" "I don't know," Baby Mouse Four says.

They touch its tail. "What's this?" Baby Mouse Five asks. "Is it a rope?" "I don't know," Baby Mouse Six says. "Let's ask the elephant."

"You have a body. You have four legs. And you have a tail," the elephant says. The baby mice touch their bodies, their legs, and their tails. "This is my body," the elephant says. "It isn't a wall. These are my legs. I have four legs, too. They aren't trees. And this is my tail. It isn't a rope."

"We're brown. We're small animals," the baby mice say. "And you're a big animal."

"Yes, I'm a big animal. I'm gray. I'm an elephant."



1 Look at the picture. Match.

elephant

mouse







big brown gray small

2 Listen and read. What's an elephant? TR: 194

- a. a wall
- b. a tree
- c. a big animal
- d. a small animal

3 Write. Then match.

body leg tail

1.		
2.		
3.		

4 Draw a different animal.

1 What can you remember about the texts in this book?



1
Unit 1
A _____ is in the classroom.
a. bag
b. pencil case
c. poster

8
Unit 7
There's a _____ in the photo.
a. playground
b. swimming pool
c. town

9
Unit 8
The farmer has food for the _____.
a. chickens
b. ducks
c. sheep


16
BONUS Reading Extra
The elephant is _____ the trees.
a. in
b. next to
c. under

2
Unit 2
A marble is a _____.
a. ball
b. color
c. game

7
Unit 6
In the bedroom, the game is on the _____.
a. bed
b. cabinet
c. table

10
Reading Extra 2
The frog has strong _____.
a. feet
b. hands
c. legs

15
Reading Extra 3
The three primary colors are red, _____, and yellow.
a. blue
b. green
c. orange



3
Unit 3
The dinosaur is in a _____.
a. classroom
b. museum
c. school

6
Unit 5
The boy has _____ and white paint on his face.
a. black
b. brown
c. green

11
Unit 9
The scarecrow has _____.
a. boots
b. shoes
c. socks

14
Unit 12
The writer has a _____ and some paper.
a. crayon
b. pen
c. pencil

4
Unit 4
Atdhetare is _____ today! Happy birthday!
a. five
b. six
c. seven

5
Reading Extra 1
The _____ is black at night.
a. moon
b. sky
c. sun



12
Unit 10
There's _____ on the lunch trays.
a. bread
b. rice
c. water

13
Unit 11
There are _____ in the water.
a. balls
b. fish
c. shells

