



Look at the photo. What can you see?

LESSON 1
Words

1 Listen and point. TR: 20



ball



bat



doll



game



kite



plane



teddy bear



train

2 Listen and repeat. TR: 21

3 Point, ask, and answer.



LESSON 2
Grammar

1 Listen and chant. TR: 22

This is my ball.
This is my plane.
This is my bat.
This is my train.

This is my doll.
This is my kite.
This is my teddy bear.
It's brown and white.

2 Listen and read. TR: 23

This is my train.
This is my game.

3 Read and draw.



This is my pencil.



This is my bat.



This is my eraser.

LESSON 3 Reading

1 Listen and repeat. TR: 24

marble favorite fun

2 Listen and read. TR: 25

Look at the photo. This is a game of **marbles**. Marbles is my **favorite** game. It's **fun**!

A marble is small. It's a small ball.

Find a blue marble. Find a red and white marble. Find a yellow marble. Yellow is my favorite color. Is this your favorite color, too?

3 Read again and match.

- | | |
|------------------|--------|
| 1. Marbles is a | ball. |
| 2. A marble is | color. |
| 3. A marble is a | game. |
| 4. Blue is a | small. |



Grammar LESSON 4

1 Listen and read. TR: 26

Is this your book? Yes, it is.
Is this your marble? No, it isn't.

2 Read and circle.

Olga



- Is this your doll, Olga?
 Olga: Yes, it is.
 Olga: No, it isn't.
- Is this your kite?
 Olga: Yes, it is.
 Olga: No, it isn't.
- Is this your marble?
 Olga: Yes, it is.
 Olga: No, it isn't.
- Is this your teddy bear?
 Olga: Yes, it is.
 Olga: No, it isn't.

3 Point, ask, and answer.

Marcel, is this your pencil?

No, it isn't.



LESSON
5 Song

1 Listen and read. TR: 27

2 Listen and sing. TR: 28 and 29

3 Sing and act. TR: 30

Chorus

Let's play bat and ball!

Is this your ball?

No, it isn't. My ball is red and blue.

Is this your ball?

Yes, it is! I can play with you.

Chorus

Is this your bat?

No, it isn't. My bat is white and blue.

Is this your bat?

Yes, it is. I can play with you!

Chorus

VALUE Share your toys.
Workbook, Lesson 6

Phonics
LESSON
6

1 Listen, point, and repeat. TR: 31



elephant



fish



goat



horse

2 Listen, chant, and circle. TR: 32


This is my elephant, my e, e, **e**lephant.

This is my fish, my f, f, fish.

This is my goat, my g, g, goat.

This is my horse, my h, h, horse.

3 Listen and find. Write the letter. TR: 33



LESSON **7** Video

1 Watch and match. Write the numbers. Video 2





2 Your turn! Ask and answer.



3 Draw and say.

This is my ____ .

_____ .



Function 1: Classroom language 1 (teacher to student)

Open/Close your books. Stand up. Come in. Thank you.
Raise your hand. Sit down. Please.

1 Listen and complete. TR: 34

Knock! Knock!

Teacher: Come in. Hello, Sandra. _____ down.
OK, boys and girls. _____ your books. Let's read.

Sandra: Oh, no! This isn't my English book!

Teacher: Raise your _____, Sandra.

Sandra: Can I look at your book, _____ ?

Teacher: Yes, OK. Now be quiet, Sandra.

Teacher: _____ your books now. Time to go home!
_____ up, boys and girls. Goodbye!

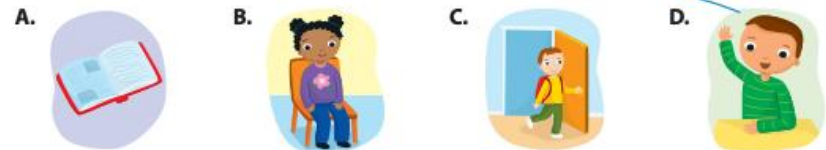
Sandra: Here's your book.

Teacher: _____ you, Sandra.

2 Listen again and check. TR: 35

3 Read and match.

- 1. Raise your hand.
- 2. Come in.
- 3. Open your books.
- 4. Sit down.



Toy Museum, Prague, Czech Republic



1 BEFORE YOU WATCH Look at the photo. Circle.

1. They're dolls / teddy bears.
2. They're brown / pink.
3. They're new / old.

2 WHILE YOU WATCH What toys are in the video? Check (✓).  Video 3



ball



doll



game



plane



teddy bear



train

3 AFTER YOU WATCH Read and circle.

1. You can see **people** / toys outside the museum.
2. You can see **bags** / planes and cars.
3. You can see **blue and yellow** / boy and girl dolls.
4. You can see toy **classrooms** / houses, too.

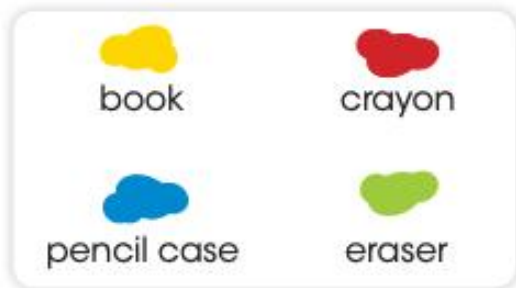
4 PROJECT Make a paper plane. Then make a plane mobile.







This is my plane.
It's red and white.



Review 1: Units 1-2


1 Look and color.




- 
- 
- 
- 





2 Look and write.

-  l a l b
b a l l
-  e t k i





-  l o d l

-  m a e g

3 Read and circle.

-  What's this?
Is it a desk?
Yes, it is.
No, it isn't.
-  What's this?
It's a bag.
It's a pencil.
-  What's this?
Is it a pen?
Yes, it is.
No, it isn't.
-  What's this?
Is it a chair?
Yes, it is.
No, it isn't.

4 Listen and number. TR: 36

- | | | | |
|-----------------------------|--|-----------------------------|---|
| A. <input type="checkbox"/> |  | B. <input type="checkbox"/> |  |
| C. <input type="checkbox"/> |  | D. <input type="checkbox"/> |  |