

A tree house

Look at the photo. What can you see?

LESSON 1 Words

1 Listen and point. TR: 83



2 Listen and repeat. TR: 84

3 Say.



Grammar LESSON 2

1 Listen, point, and chant. TR: 85

Where's the bed?
Where is it?
The bed's in the bedroom.
Jump on it!

Where's the sofa?
Where is it?
The sofa's in the living room.
Sit on it!

2 Listen and read. TR: 86

Where's the sofa?
It's in the living room.

Where's the table?
It's in the kitchen.

3 Write.

- Where 's the shower?
It's the bathroom.
- the lamp?
It's the bedroom.

4 Close your book. Ask and answer.



LESSON
3 Reading

1 Listen and repeat. 🎧 TR: 87

house clock water

2 Listen and read. 🎧 TR: 88

Look at the photo. This is a bedroom. It isn't in a **house**. It's in an aquarium. Can you see the table? The table is next to the bed. It's white. The **clock** is on the table. It's small. The game is on the bed. It's yellow, red, and blue. The toy fish are on the bed, too.

Look at the fish in the **water**. This bedroom is under the water!

3 Read again and circle.

1. This is a **bedroom** / kitchen.
2. The table is **white** / yellow.
3. The clock is **big** / small.

LESSON
Grammar 4

1 Listen and read. 🎧 TR: 89

The table is **next to** the bed.
The game is **on** the bed.
The bedroom is **under** the water.

2 Read and circle.



1. The clock is **next to** / **on** the cabinet.
2. The bed is **on** / **under** the lamp.
3. The cabinet is **next to** / **under** the bed.

3 Listen and draw. 🎧 TR: 90

4 Say, ask, and answer.

It's under the table. What is it?

Is it a book?

No, it isn't.

Is it a bag?

Yes, it is.



LESSON
5 Song

1 Listen and read. 🎧 TR: 91

2 Listen and sing.
🎧 TR: 92 and 93

3 Sing and act. 🎧 TR: 94

Chorus
Close your eyes.
Turn to the wall.
Count to ten.
Then call out, "Coming!
Ready or not!"

Where's Hana?
Where's Paul?
She's in the kitchen.
He's in the hall.

Where's Fiza?
Where is she?
She's in the yard
next to the tree.

Where's Claude?
Where is he?
Under the table.
Can you see?

Chorus

VALUE Play with your friends.
Workbook, Lesson 6

Phonics
LESSON
6

1 Listen, point, and repeat. 🎧 TR: 95



violin



wall



box



yogurt




zebra

2 Listen, chant, and circle. 🎧 TR: 96

Where's the violin, the v, v, violin?
Where's the wall, the w, w, wall?
Where's the box, the x, x, box?
Where's the yogurt, the y, y, yogurt?
Where's the zebra, the z, z, zebra?

3 Listen and find. Write the letter. 🎧 TR: 97



LESSON **7** Video

1 Watch and match. Write the numbers. ▶ Video 7



1. Rhiane



2. Pablo



3. Rafi




2 Your turn! Ask and answer.

What's in your living room?



A sofa, two chairs, and a TV.

3 Draw and say.



This is my bedroom.
The _____.

Function 2: Classroom language 2 (student to student)

Let's work together.	Can I borrow...?
Let's take turns.	Please pass (the book).
Me/You first.	Yes, here.
It's my/your turn.	Sorry, no.

1 Listen and complete. 🎧 TR: 98

Gil: Hi, Sandra. Let's work _____. Where's the activity?

Sandra: It's on page 20. It's Activity 3.

Gil: OK. Let's take _____. Me _____. Number 1. This is a cat.

Sandra: Yes. It's _____. Number 2. This is a monkey.

Gil: Can we write the answers in the book?

Sandra: Yes. Look!

Gil: Can I _____ a pencil?

Sandra: Yes, _____.

Gil: Thank you. Oh no! This isn't correct. Please _____ the eraser.

2 Listen again and check. 🎧 TR: 99

3 Read and circle.

1. Can I borrow a ruler?

A. Sorry, no.

B. This is a ruler.

2. Please pass the book.

A. It's on page 20.

B. Yes, here.

3. Let's take turns.

A. Please pass the ruler.

B. OK, you first.

4. Let's work together.

A. No, you first.

B. OK. Let's take turns.

Animals in the Savanna, Africa



1 BEFORE YOU WATCH Look at the photo. Answer.

1. This is a lion. Is it big or small?
2. Does a lion have a tail?
3. Is this lion a mom or a dad?

2 WHILE YOU WATCH Watch and circle.

Video 8

elephants monkeys lions
zebras meerkats

3 AFTER YOU WATCH Read and circle.

1. The monkeys are a **dad** / **mom** and a baby.
2. They are **in a tree** / **next to a house**.
3. The baby lions are with a **dad** / **mom**.
4. **Four** / **Five** meerkats are in the video.

4 PROJECT Draw and color a monkey. Then make a class monkey mobile.

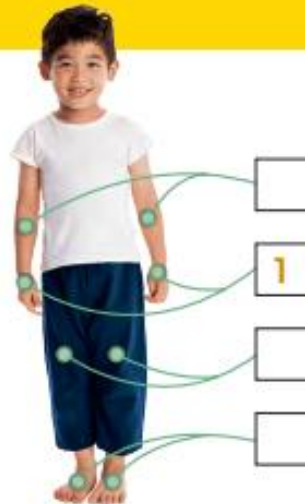


This monkey's name is Joe!

Review 3: Units 5–6

1 Read and number.

1. These are my hands.
2. These are my legs.
3. These are my arms.
4. These are my feet.



2 Complete the chart. Use the words in the box.

~~bed~~ cabinet shower TV

bedroom	bathroom	living room	kitchen
bed			

3 Write *has* or *doesn't have*.

1. She has brown hair.
2. She _____ brown eyes.
3. He _____ brown hair.
4. He _____ brown eyes.



4 Listen and circle. TR: 100

1. Where's the boy?



2. Where's the girl?



3. Where's the cabinet?



4. Where's the clock?

