


 NATIONAL
GEOGRAPHIC
LEARNING

LOOK 2



Look and Remember

A scuba diver and fish off the coast of Thailand

Look and Remember ^{LESSON} 1

1 Look. What can you see in the photo? Circle the words.

- arm bee clock fish flippers
- game leg mask shower water

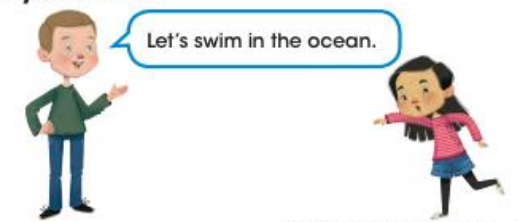
2 Look. Point and count.

1. How many people are there?
2. How many yellow fish with black spots are there?
3. How many orange and gray fish are there?
4. How many big blue and yellow fish are there?

3 Answer the questions.

1. Can a fish swim? _____
2. Can a sheep sing? _____
3. Can a chicken walk? _____
4. Can a duck talk? _____
5. Can you write your name? _____
6. Can your friend read? _____

4 Say and act.





A family eating ice cream
in Piran, Slovenia

Look and Remember ^{LESSON} 2

1 Look at the photo. Circle.

1. The family is in the **town center** / park.
2. There's a **store** / farm in the photo.
3. The family has **bananas** / ice cream.
4. There's a poster **next to** / under the family.

2 Look at the photo. Write.

dad mom big brother little brother

1. He has a brown jacket. _____
2. He has a black hat. _____
3. She has a blue shirt. _____
4. He has gray pants. _____

3 Think about your home. Write Yes or No. Correct sentences with No.

1. There are three bedrooms. _____
2. The kitchen is big. _____
3. The living room is next to my bedroom. _____
4. There are two lamps in the living room. _____
5. There's a shower in the bathroom. _____

4 Write about your family. Use these words.

mom sister grandma aunt cousin
dad brother grandpa uncle

LESSON 3 Look and Remember

1 Listen and sing.  TR: 1

Hello! Hello! How are you?
 Hello! I'm fine, thank you!
 What's your name?
 Is it Carmen, Li, or Dan?
 What's your name?
 Is it Meilyn, Juan, or Hanh?
 Hello, classmates! Hello, friends!
 Get a pencil, get a pen.
 Open your book and take a look.
 It's time for learning to begin!

2 Spin and say.



3 Play. Touch the body part only when your partner says *please*.



UNIT 1
Back to School



Boys at school, Muscat, Oman

Look at the photo. Answer the questions.

- Where are the boys?
- What things can you see?
- What colors can you see?

1 Listen and point. TR: 2



art



computers



English



gym



math



music



reading



science

2 Listen and repeat. TR: 3

3 Say.



1 Listen and chant. TR: 4

Monday, Tuesday—time for school!
Wednesday, Thursday, Friday—time for school!


I have English on Monday, time for school.
I have math on Tuesday, time for school.
I have art on Wednesday, time for school.
I have music on Thursday, time for school.
I have science on Friday. School is cool!

Saturday, Sunday, there's no school.
There's no school. That's cool, too!

2 Listen and read. TR: 5

I have math **on Tuesday**.

3 Match and write.



1. I have computers on Tuesday.
2. I have science _____.
3. I have math _____.
4. I have gym _____.
5. I have reading _____.

LESSON 3 Reading

1 Listen and repeat. TR: 6

class homework
grade garden

2 Listen and read. TR: 7

Welcome to the Green School in Bali, Indonesia. It's a very cool school. At the Green School, students learn about animals and plants. A classroom at the Green School doesn't have normal walls or windows. The classrooms are open, and students can see the plants and trees.

From Monday to Friday, there are **classes** in English, math, computers, music, art, reading, and gym. There's **homework**, too. At the Green School, every **grade** has a **garden**. There are garden classes on Wednesday and Thursday. There are flowers, rice, and fruit in the garden. There's a farm, too. Students give food and water to the animals on the farm.

3 Write **T** for True or **F** for False.

1. You can't open and close all the classroom windows at the Green School.
2. There are classes in music, art, and reading.
3. There's no homework at the Green School.
4. There are garden classes every day.



Grammar LESSON 4

1 Listen and read. TR: 8

Do you have art on Monday?
Yes, I do.
Does she have gym on Friday?
No, she doesn't.

2 Listen and circle. TR: 9

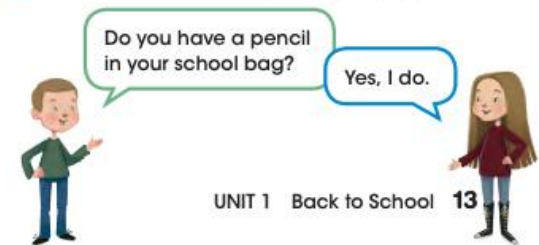
Tuesday Friday
Thursday

3 Look and answer the questions.

Manuel's schedule				
Monday				
Tuesday				
Wednesday				
Thursday				

1. Does Manuel have gym on Monday?
2. Does he have reading on Tuesday?
3. Does he have math on Wednesday?
4. Does he have art on Thursday?

4 Work in pairs. Ask and answer.





VALUE Be responsible.

Workbook, Lesson 6

1 Listen and read. TR: 10

2 Listen and sing. TR: 11 and 12

3 Answer the questions.

1. What classes does she have on Monday?
2. Does she have homework on Monday?
3. Does she have homework on Friday?
4. Can she play on Friday?

Oh, it's Monday. Yes, it's Monday.
Do you have homework today?

Yes, I do. I have homework today.
Lots of homework today.
I have math, science, and English, too.
I have a lot of homework to do!

Oh, it's Friday. Yes, it's Friday.
Do you have homework today?

No, I don't. No homework today.
Lots of time to go and play.
No math, no science, no English, phew!
I can do the things I like to do.

1 Listen, point, and repeat. TR: 13



Thursday



bath



birthday

2 Listen, chant, and circle. TR: 14

Today it's Thursday,
and it's my birthday.
It's my birthday party.

One, two, three!
Three for a party—
Theo, Beth, and me.

Thank you, Theo!
Thank you, Beth for coming
to my birthday party.

3 Listen. Check (✓) the box when you hear **th**. TR: 15

- | | |
|-----------------------------|-----------------------------|
| 1. <input type="checkbox"/> | 4. <input type="checkbox"/> |
| 2. <input type="checkbox"/> | 5. <input type="checkbox"/> |
| 3. <input type="checkbox"/> | 6. <input type="checkbox"/> |

4 Listen and check (✓). TR: 16



tree



three



bat



bath



tank



thank



mat



math

7 Video

1 Watch. Who talks about each class? Write. ▶ Video 1



Emilia



Jessica



Marcel



Mati



2 Your turn! Ask and answer.

What classes do you have on Monday?



On Monday, I have English and math.

3 Write an e-mail to your grandma. Tell her about school.

Dear Grandma,

How are you? I like school. I have _____ class on _____ . I have _____ on _____ . I have _____ on _____ . My favorite class is _____ .

See you soon!
