

Growing Up ^{UNIT} 12



A Caribbean flamingo with her chick, Mexico

Look at the photo. Answer the questions.

What can you see in this picture?

What do you think the mom is doing?

How do you think the baby is feeling?

LESSON
1 Words

1 Listen and point. TR: 184



clean



dirty



kind



little



loud



naughty



quiet



scary



silly



smart

2 Listen and repeat. TR: 185

3 Say.

You're silly!

Yes, I am!

Grammar LESSON 2

1 Listen and chant. TR: 186

Growing up, growing up!
I was loud at three years old.
I was naughty at four years old.
I was kind at five years old.

Growing up, growing up!
I was quiet at six years old.
I was silly at seven years old.
Now I'm eight, I'm as good as gold!

2 Listen and read. TR: 187

When I was little, ...
I **was** good. I **wasn't** naughty.
this story **was** scary. It **wasn't** silly.

3 Read and write.

- Before, I _____ small. Now, I'm big.
- When my brother was little, he _____ good. Now, he's naughty.
- Before my bath, I _____ clean. Now, I'm clean!
- Before bed, my little sister _____ quiet. Now, she's quiet—she's sleeping!
- When I was little, that book _____ scary. Now it's not scary, it's silly!

LESSON
3 Reading

1 Listen and repeat. TR: 188


funny cartoon grown-up famous

2 Listen and read. TR: 189

Charles was a quiet boy. He wasn't good at schoolwork or sports. Some of his classmates weren't very kind to him. But Charles was good at art. His pictures were very **funny**. They were fantastic!

Look at the photo. Do you know this dog? It's Snoopy. Charles is Charles Schulz, the creator of Snoopy and the *Peanuts* **cartoons**. Today, people around the world love this silly black and white dog, his owner Charlie Brown, and their friends, the *Peanuts* gang.

As a child, Charles Schulz's life wasn't easy. As a **grown-up**, Charles Schulz was a **famous** artist. Art was his talent. What's your talent?



3 Answer the questions.

1. What was Charles like as a child?
2. What was Charles good at?
3. What was Charles like as a grown-up?
4. What's your talent?

VALUE Find your talent.
Workbook, Lesson 6

Grammar
LESSON
4

1 Listen and read. TR: 190

Some of the students **were** naughty.
They **weren't** kind.
In art class, we **were** dirty! We **weren't** clean.
You **were** good at art. You **weren't** good at sports.

2 Read. Check (✓) the sentences in the past.

1. I'm not famous.
2. The children were silly at the party.
3. My cousin is very smart.
4. We were quiet at the library.
5. The story was so funny.

3 Read and complete.

You were at home this morning, but your classmates _____ at the science museum.
The teacher _____ happy—the students were so good! They _____ naughty at all!

4 In pairs, write three things that were the same for both of you. Change papers with classmates. Guess.

They were naughty and silly. They weren't quiet.

Yes!

Is it Rafi and Kaitlyn?



LESSON
5 Song

- 1 Listen and read. 🎧 TR: 191
- 2 Listen and sing. 🎧 TR: 192 and 193
- 3 Write. Describe the tadpoles and the frogs.

A lot of little tadpoles were in the pond.
 Their bodies were black and their tails were long.
 They weren't loud—they were quiet.
 They were little and cute!
 This is how they were when they were young.

But that was then.
 They're different now.
 Their bodies change.
 Let me tell you how.

Now a lot of huge frogs are in the pond.
 Their bodies are green and their tails are gone.
 They aren't quiet—they're loud!
 They're big but not scary!
 Now they can jump around because their legs are strong.

Phonics
LESSON
6

- 1 Listen, point, and repeat. 🎧 TR: 194



cube



cute



tube

- 2 Listen and chant. Circle the words with **u_e**. 🎧 TR: 195

A cute little boy
 is sitting at home.
 With a little toy flute,
 he plays a tune.

He decides to use
 some cubes of ice
 in a huge lemonade.
 Mmmm, very good!

- 3 Listen. Check (✓) the box when you hear **u_e**. 🎧 TR: 196

- | | |
|-----------------------------|-----------------------------|
| 1. <input type="checkbox"/> | 4. <input type="checkbox"/> |
| 2. <input type="checkbox"/> | 5. <input type="checkbox"/> |
| 3. <input type="checkbox"/> | 6. <input type="checkbox"/> |

- 4 Listen and write the missing letters with **u_e**. 🎧 TR: 197



c_____



t_____



d_____



c_____



h_____



t_____



m_____



J_____

LESSON 7 Video

1 Watch. Who is it? Write. Video 15

Kaitlyn

Lara

Marcel





2 Your turn! Ask and answer.

When you were little, what were you like?



I was very quiet. I wasn't loud.

3 When you were little, what were you like? Write about you and a brother, sister, or cousin.

When I was little, I was _____ and _____.

I wasn't _____.

My _____ was _____.

_____ wasn't _____.

1 Spin. Look and say.

Player 1

Player 2

Cars: Then and Now

Does your family have a car? What's it like? Is it big or small? Fast or slow? Loud or quiet? Cars are different now than they were in the past. Let's take a look!



1880s

Karl Benz makes one of the first cars. It has three wheels, and it's faster than a horse or a bicycle. In 1888, his wife Bertha is the first person to go by car on a long trip. She drives to see her mother. The trip is only 105 kilometers, but it takes Bertha about twelve hours!



1910s

Henry Ford and his team make the famous Ford Model T car. Now a lot of people can get a car.

Most Ford Model T cars are black. The Model T has four wheels, but it only has one window in the front. It's not a good car to use when it's windy or raining.



1950s

Cars are every color of the rainbow, including pink! They're bigger and faster than the early cars. These cars make the air dirty, but people aren't thinking much about this. They're just enjoying their big, colorful cars!



Today

Today's cars are smaller than cars in the 1950s. Some cars are electric. People like electric cars because the air stays cleaner. They're also quieter than normal cars. Scientists are even making cars with no drivers. A robot drives the car! That's amazing!

Glossary



air



electric



wheel

1 Read and guess.

It has mirrors, doors, and windows, but it's not a house. You can sit down, but it's not a chair. Your body doesn't move, but you go to different places. What is it? _____

2 Listen and read. About how old are cars? Circle the number of years. TR: 198

- A. 140 B. 100 C. 50

3 Read again. Match.

- | | |
|--|-------|
| 1. Some cars are electric.
In others, there's no driver. | 1880s |
| 2. Cars were big. There were a lot of different colors, like pink! | 1910s |
| 3. There was only one window. | 1950s |
| 4. There were only three wheels. | Today |

4 Compare cars and bikes. Write.

cars	fast
bikes	slow

5 Talk about Activity 4 in pairs.



1 Look and read. Write check (✓) or (X) in the box.



This is a helicopter.



These are motorcycles.



This is a ship.



These are trucks.

2 Write.

- | | |
|-------------------------|-------------------------|
| 1. a box → some boxes | 4. a man → some _____ |
| 2. a bus → some _____ | 5. a beach → some _____ |
| 3. a child → some _____ | 6. a mango → some _____ |

3 Listen and check (✓). TR: 199

1. How do they get to school? 2. What time do they go to school?



3. How does Dad get to work?



4 Read and write.

- When I was a baby, I _____.
- When my mom was little, she _____.
- When my friends and I were little, we _____.
- When my grandparents were younger, they _____.

1 Look again at the photos at the beginning of each unit. Which is your favorite? Why? Talk about it with a partner.




2 On a separate piece of paper, write a thank-you note to your teacher. Say what you enjoyed about the class and why.

3 Choose one of the following to do on your vacation:

- Write a song. Make a video of yourself singing it.
- Keep a diary for one week of your vacation. Say what you do on each day.
- Write a review of something you experience on vacation (a book, a film, a restaurant, etc.). Say what you like and don't like.
- Take a photo of something interesting you see. Write about the photo.

The Yungas Road, Bolivia

Let's go high in the mountains to the Yungas Road in Bolivia. It's the world's most dangerous road. Buses, trucks, cars, and bicycles are on this road all the time. Are you ready for the ride? It's a little scary, so hold on!



1 BEFORE YOU WATCH Look at the photo. Write *T* for True or *F* for False.

1. This is a photo of a car on a road.
2. This road is in a town.
3. Trucks and buses probably go slow on this road.

2 WHILE YOU WATCH Read and check (✓). ▶ Video 16

What vehicles do you see?

- truck helicopter car
 bike motorcycle plane

What weather do you see?

- sunny cloudy
 snowing raining

3 AFTER YOU WATCH Write. Talk with a partner.

beautiful cool fun
 dangerous high scary

I think the Yungas Road is _____ and _____.

I **want** / **don't want** to go on the Yungas Road because _____.

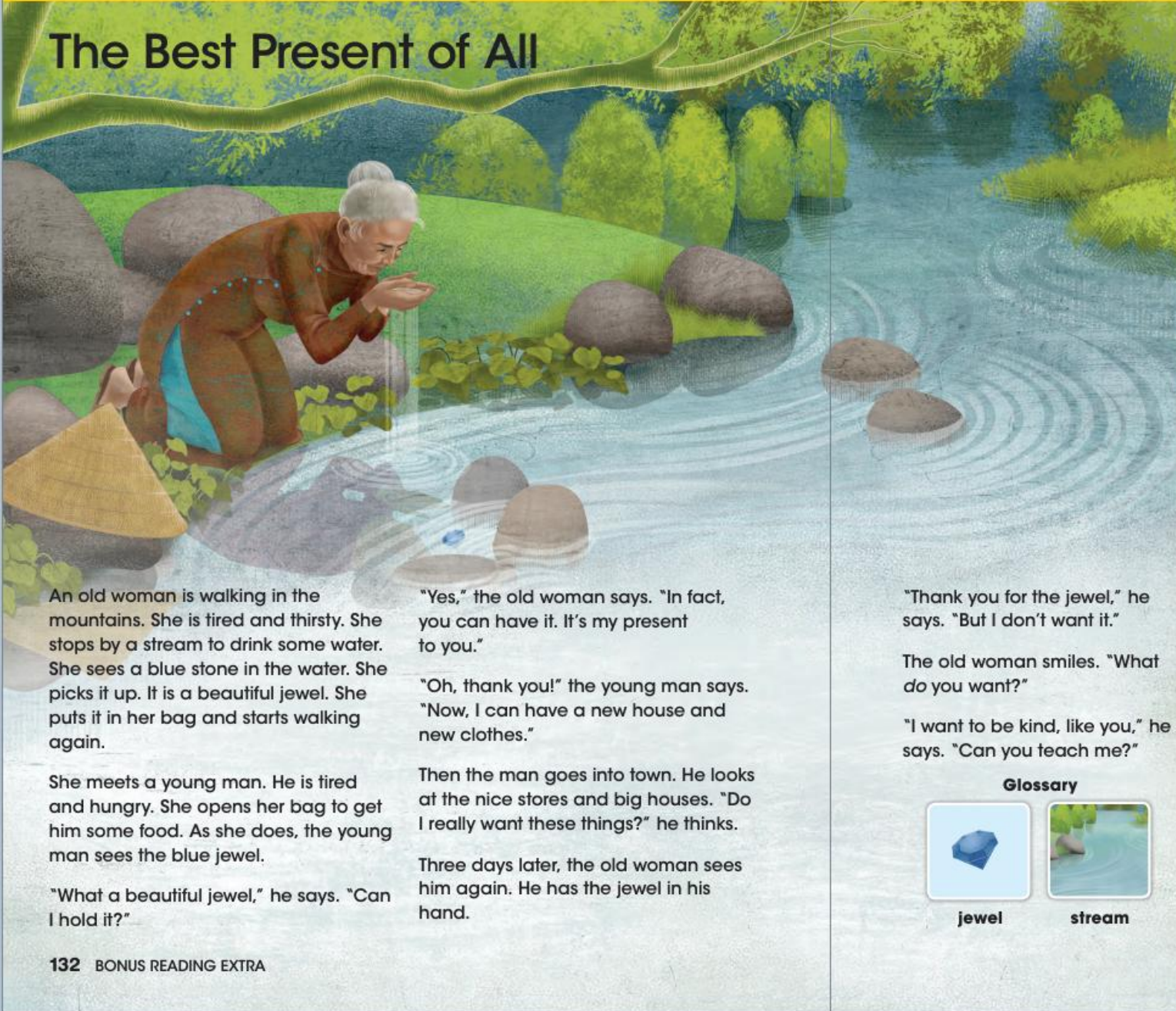
4 PROJECT Make a fact file about a famous road.

1. Find out this information:
 - How long is the road?
 - Where does it go?
 - What does it go past?
 - Why is it famous?
2. Include a photo.
3. Share with the class.

The Guoliang Tunnel Road is a famous road in China. It's high...and scary!



The Best Present of All



An old woman is walking in the mountains. She is tired and thirsty. She stops by a stream to drink some water. She sees a blue stone in the water. She picks it up. It is a beautiful jewel. She puts it in her bag and starts walking again.

She meets a young man. He is tired and hungry. She opens her bag to get him some food. As she does, the young man sees the blue jewel.

"What a beautiful jewel," he says. "Can I hold it?"

"Yes," the old woman says. "In fact, you can have it. It's my present to you."

"Oh, thank you!" the young man says. "Now, I can have a new house and new clothes."

Then the man goes into town. He looks at the nice stores and big houses. "Do I really want these things?" he thinks.

Three days later, the old woman sees him again. He has the jewel in his hand.

"Thank you for the jewel," he says. "But I don't want it."

The old woman smiles. "What do you want?"

"I want to be kind, like you," he says. "Can you teach me?"

Glossary



jewel



stream

- 1 Look at the picture. What's the woman doing? What do you see?
- 2 Listen and read. What's the best present? TR: 200
- 3 Read again. Circle.
 1. The old woman is **hungry / thirsty**.
 2. She finds a **jewel / young man** in the stream.
 3. The young man asks to **have some water / hold the jewel**.
 4. The woman lets the man **wear / have** the jewel.
 5. Later, the man **gets a house / brings the jewel to the woman**.
 6. The man wants **more new things / to be kind**.
- 4 Imagine you're this woman. What do you do with the jewel? Tell a partner.
- 5 Work in pairs. Act the story.

1 What can you remember about the texts in this book? Spin and play.

START



At the Green School, every class has a _____ .
 A. farm
 B. tree
 C. garden

Zoomer is one of Claudia Chan Shaw's _____ .
 A. trains
 B. robots
 C. students

END

The house with the swing and climbing wall is really _____ .
 A. cool
 B. old
 C. scary

Players in the King Charles Troupe don't _____ the basketball.
 A. bounce
 B. throw
 C. run with



Boxes of bananas go by _____ to Europe.
 A. bike and plane
 B. truck and ship
 C. helicopter and car

_____ was Charles Schulz's talent.
 A. Science
 B. Music
 C. Art

Students find _____ on their insect safari, but they're not insects.
 A. spiders
 B. beetles
 C. dragonflies



We can see a rainbow when it's raining and _____ .
 A. cloudy
 B. windy
 C. sunny



Gertjie and Matimba don't have _____ , but they have Lammie as their _____ .
 A. mothers/friend
 B. rhinos/sheep
 C. sisters/teacher

Nasreddin thinks people only want to see his nice _____ .
 A. food
 B. clothes
 C. smile

At the Songkran festival, it's OK to throw _____ at people.
 A. water
 B. sand
 C. food

You can't get a _____ from a vending machine.
 A. burger
 B. book
 C. rug

Miss a turn!



At his job, a master builder doesn't _____ with building bricks.
 A. build
 B. play
 C. work

The Blooms find a hurt _____ .
 A. penguin
 B. bird
 C. boy

