

 NATIONAL  
GEOGRAPHIC  
LEARNING

# LOOK





Camping in the evening,  
Borneo, Indonesia

## Look and Remember

1 Look at the photo. Check (✓) the things you can see.

moon <input type="checkbox"/>	stars <input type="checkbox"/>
forest <input type="checkbox"/>	building <input type="checkbox"/>
picnic <input type="checkbox"/>	museum <input type="checkbox"/>
tent <input type="checkbox"/>	friends <input type="checkbox"/>
bat <input type="checkbox"/>	tree <input type="checkbox"/>
cloud <input type="checkbox"/>	skyscraper <input type="checkbox"/>

2 Read and complete the postcard.

Hi,

How are you? I'm <sup>1</sup> *camping / camp* with my friends again this year. We always <sup>2</sup> *coming / come* to this beautiful place. There <sup>3</sup> *are / aren't* many people so it's calm and quiet. Right now, we're <sup>4</sup> *eating / eat* outside. We're having <sup>5</sup> *a / some* pasta and salad. Tomorrow we're going <sup>6</sup> *go / to go* canoeing, and then we want to climb some trees in the woods.

See you soon!

3 Answer the questions. Then compare your answers in small groups.

1. Would you like to go camping here? Why? / Why not?
2. How often do you go camping?
3. What other activities do you like doing outside?



The Bifengxia Giant Panda Research Center, Sichuan Province, China

Look and Remember

1 Look at the photo. Read and write T (true) or F (false).

- 1. There are two people in the photo.
- 2. The woman is wearing glasses.
- 3. The woman is angry.
- 4. The man is looking at the panda.
- 5. The man has short hair.

2 Listen. Complete the information about giant pandas. TR: 1

Giant Pandas

Number in China: <sup>1</sup>\_\_\_\_\_ giant pandas  
 Size at birth: <sup>2</sup>\_\_\_\_\_ centimeters long  
 Size of adults: taller than <sup>3</sup>\_\_\_\_\_ meter  
 Food: bamboo, for <sup>4</sup>\_\_\_\_\_ hours every day  
 Age: up to <sup>5</sup>\_\_\_\_\_ years old

3 Work in pairs. Choose another wild animal and write a fact file.

Animal: \_\_\_\_\_  
 Country/Countries: \_\_\_\_\_  
 How many: \_\_\_\_\_  
 Size: \_\_\_\_\_  
 Food: \_\_\_\_\_  
 How long they live: \_\_\_\_\_

4 Work with another pair. Ask and answer questions to guess each other's animal.

What does it eat? It eats small animals.

## Look and Remember

### 1 Write the one that doesn't belong.

- |          |          |           |             |       |
|----------|----------|-----------|-------------|-------|
| 1. lake  | river    | waterfall | village     | _____ |
| 2. pasta | bottle   | plate     | cup         | _____ |
| 3. ant   | dolphin  | kangaroo  | panda       | _____ |
| 4. curly | straight | moustache | long        | _____ |
| 5. neck  | cough    | shoulder  | stomach     | _____ |
| 6. son   | daughter | sister    | grandmother | _____ |

### 2 Write two one-that-doesn't-belong puzzles for your partner.

1. \_\_\_\_\_
2. \_\_\_\_\_

### 3 Write questions. Then ask and answer the questions in pairs.

1. are / you / old / how  
\_\_\_\_\_?
2. your / is / when / birthday  
\_\_\_\_\_?
3. and sisters / have / brothers / any / you / do  
\_\_\_\_\_?
4. Saturdays / you / do / on / what / usually / do  
\_\_\_\_\_?
5. like / books / you / do / comic / reading  
\_\_\_\_\_?
6. on Sunday / going to / you / what / do / are  
\_\_\_\_\_?


### 4 Think about your favorite things. Then ask and answer in small groups.

animal sport food place to visit country activity fruit

What's your favorite animal?

Cats. What's yours?

# All Kinds of Jobs



Burj Khalifa, Dubai

### Look at the photo. Answer the questions.

1. Where is the man?
2. What is he doing? Why?
3. What does he need for his job?
4. Would you like this job? Why? / Why not?

LESSON  
**1** Words

**1** Listen and repeat. TR: 2



actor



clown



dentist



firefighter



nurse



photographer



pilot



police officer



server

**2** Answer the questions.

- Which jobs do people sometimes do outside?
- Which jobs help other people?

**3** Listen to the conversation about smoke jumpers. Write T (true) or F (false). TR: 3

- Smoke jumpers jump out of a plane as a hobby.
- A smoke jumper is a kind of firefighter.
- Smoke jumpers fight fires in forests all year.
- The smoke jumpers carry all the equipment when they jump.
- The smoke jumper in the photo is Russian.
- There are about 400 smoke jumpers in the US.



Smoke jumpers are training in the US.

LESSON  
**2** Grammar

**1** Listen and read. TR: 4

**Simple present and present progressive**

We use the simple present for things that we do all the time or that we do many times. We often use it with time expressions like *every day*, *on Mondays*, and *once a week*.

*They **fight** fires in the forest **every summer**.*

We use the present progressive to talk about things that are happening now. We often use it with time expressions like *now*, *right now*, and *today*.

*They **aren't fighting** a fire **today**. They **re training**.*

*This man **isn't jumping** out of a plane for fun.*

**2** Complete the text with the verbs in parentheses. Use the simple present or the present progressive.

My mom is a police officer. She <sup>1</sup>\_\_\_\_\_ (work) at a police station in Seoul. She <sup>2</sup>\_\_\_\_\_ (drive) a police car every day. From Monday to Friday, she <sup>3</sup>\_\_\_\_\_ (eat) her lunch at work. Police officers in Korea <sup>4</sup>\_\_\_\_\_ (work) on weekends and at night, too.

Today, my mom <sup>5</sup>\_\_\_\_\_ (do) something different. She <sup>6</sup>\_\_\_\_\_ (visit) an elementary school and she <sup>7</sup>\_\_\_\_\_ (talk) to the children about her job. The children <sup>8</sup>\_\_\_\_\_ (ask) questions about her badges and her radio.

**3** Work in pairs. Ask and answer.

- What / wear / school / every / day?
- What / do / on weekends?
- What / your teacher / do / right now?
- you / eat breakfast / right now?

What do you wear to school every day?

I wear jeans and a T-shirt every day.

- 1 Look at the photo. What is the man doing?
- 2 What is the movie *Walking with Giants* about? Listen and read.  TR: 5

### Walking with Giants

Hans Weise is a **movie director**. He makes many different kinds of movies. He likes making **animated movies**. There aren't usually any actors in these movies. Hans uses **models** instead. He works with a **designer**, Fernando Baptista, to make models of people, places, and objects. Fernando paints the models, and then Hans takes photos of them. After he takes a photo, he moves the models. Then he takes another photo. At the end, he puts all the photos together to make a movie. This is called "stop-motion animation."

*Walking with Giants* is about the statues on Easter Island, a small island in the middle of the Pacific Ocean. The statues are very big and heavy. How did they get there? No one knows for sure, but there are different ideas. Hans and Fernando make animations with models to show these ideas. One idea is that people moved the statues there a long time ago. Hans and Fernando use toy dolls as models of the people. *Walking with Giants* is about four minutes long, but it took four weeks of work!



- 3 Match the words in bold in the text with their meanings.

1. a small copy of something
2. a movie people make with drawings or models
3. a person who draws how to make something
4. a person who makes a movie

- 4 Read again. Answer the questions.

1. Who paints the models?
2. What does Hans do before he takes a photo?
3. Why did Hans and Fernando make this movie?
4. How long is the movie?
5. Would you like to be a movie director or a designer? Why?

Moai statues on Easter Island, Chile

- 1 Listen and read.  TR: 6

### Adverbs of frequency

We use adverbs of frequency to show how often we do things.

always	
usually	
often	
sometimes	
rarely	
never	

We use them **before** verbs in the simple present, but **after** the verb *to be*.

The designer **often** makes two or three models.

They **are** **usually** difficult to paint.

- 2 Put the adverbs of frequency in Hans Weise's description.

1. I use toys for people and animals. (sometimes)
2. I put the camera on a table. (always)
3. I hold it in my hand, because it can move. (never)  
I take a picture of the models, move them a little, and then take another picture. (usually)
4. I take five pictures for each one second of a movie. (usually) Then I put the pictures on my computer.
5. I have hundreds of pictures. (often) I make the animation with a computer program.
6. It's easy to make animated movies, but they are very long. (rarely)

- 3 Work in groups. Say true or false sentences about your day. Can your partners guess?

I always get up before seven o'clock.

That's true.

False!

LESSON  
**5** Song

**1** Listen and read. What are the jobs? TR: 7

**Different Jobs**

I'm in the field.  
I'm cutting fields of wheat.  
I love my job, I work outside,  
I grow the food we eat.

*Chorus*

*Different jobs for different people.  
What's my job? Can you guess?*

I'm on the plane.  
I'm flying through the sky.  
I love my job, I travel a lot  
to Paris and Mumbai.

*Chorus*

I'm in the café.  
I'm carrying food around.  
I love my job, I meet new people  
from many different towns.

*Chorus*

I'm in the class.  
I'm teaching math today.  
I love my job, the children learn  
and I learn a lot from them!

*Chorus*

**VALUE** Be curious.  
*Workbook, Lesson 6*

**2** Listen and sing. TR: 8 and 9

**3** Sing and act. TR: 10

LESSON  
**6** Writing An Interview

**1** Read the interview. What is Kobie's job?

An Interview with  
**Kobie Boykins**

**Where do you work, Kobie?**

I work at NASA in California. NASA is the US's space agency.

**What's your job?**

I'm an engineer. I make robots.

**Where do your robots go?**

They go into space and to other planets, like Mars.

**Do you like your job?**

Yes, I do. I love it! It's amazing to think that my robots are traveling in space right now.

**What is your favorite robot?**

My first robot was called the Sojourner Rover. It was the first robot to go to Mars. It had three cameras on it for taking photos.

**What are you working on right now?**

I'm making a new robot for the next trip to Mars. It has 23 cameras and an arm to pick things up.



**2** Read. Then look at the interview again and answer the questions.

When we do an **interview**, we usually follow these steps:

- First, we think about the information we want to know.
- Then, we write some questions.
- Finally, we ask the questions and write the answers.

Which questions are about:

1. Kobie's job?
2. how Kobie feels?
3. what Kobie is doing right now?
4. Kobie's favorite things?

**3** Writing Skill Interview questions

**a. Write three questions for an interview about someone's school.**

1. Where / go / school?  
\_\_\_\_\_


2. What / favorite / subject?  
\_\_\_\_\_

3. What / learn / about / right now?  
\_\_\_\_\_  
\_\_\_\_\_

**b. Work in pairs. Ask and answer the questions.**


**4** Interview someone in your family about his/her job. First, write your questions.

## 7 Video

**1** Watch the video. Check (✓) the jobs you hear.  Video 1

1. photographer
2. firefighter
3. dentist
4. nurse
5. actor
6. server
7. pilot
8. police officer



**2** Watch the video again. Match the children with two things that they talk about.  Video 1

1. AJ 

2. Rhiane

3. Lara

A. working in a team

D. protecting people and forests

B. taking photos of trees

E. flying over forests

C. taking things to villages

F. swimming in the ocean

**3** Read and write T (true) or F (false).

1. AJ's uncle works in Alaska.
2. There are many forests where AJ's uncle works.
3. Rhiane wants to be a dentist.
4. Rhiane wants to travel when she is older.
5. Lara's dad and grandpa were firefighters.
6. Lara thinks a firefighter has a difficult job.

**4** Work in pairs. Discuss the questions.

1. Which of the jobs mentioned in the video do you want to do? Why?
2. Talk about a job someone in your family does.
3. How can you choose the best job for you? What do you have to think about?