

# City Life

UNIT  
**11**



Nighttime in Hong Kong

**Look at the photo. Answer the questions.**

1. What can you see in the photo?
2. Do you know a place that looks like this?
3. Do you live in a town/city or a village?
4. What are your favorite places where you live?

LESSON  
**1** Words

**1** Listen and repeat. TR: 101



airport



bus station



fire station



hotel



pharmacy



police station



restaurant



square



train station



university

**2** Complete with words from Activity 1.

Hamburg is the second biggest city in Germany. It has its own <sup>1</sup>\_\_\_\_\_, so you can fly there easily. Or you can take a train to the main <sup>2</sup>\_\_\_\_\_. There are many interesting museums and art galleries to visit. It's great for food, too—there are a lot of <sup>3</sup>\_\_\_\_\_ to choose from. Every winter, there is a big market in the <sup>4</sup>\_\_\_\_\_ near the center of the city. There are about 100,000 students at 19 different <sup>5</sup>\_\_\_\_\_ in Hamburg, too.

**3** Listen to the information about *Miniatuur Wunderland* in Hamburg. Circle the correct answer. TR: 102.

- Frederik first had the idea for the model railroad in 2000 / 2002.
- Frederik had the idea in a train station / store.
- Frederik and Gerrit Braun are from Switzerland / Germany.
- The model railroad *is* / *isn't* finished.
- There are *more* / *fewer* cars than buildings.
- There are 10,000 / 100,000 model trees.

Grammar  
**2**

**1** Listen and read. TR: 103

**Present perfect: affirmative and negative**

*He's been* to Miniatur Wunderland.  
*They've built* a big airport.  
*She hasn't seen* the airport.  
*They haven't finished*.

**2** Look at the notes and make sentences. Use the present perfect.

- ~~X~~ finish the Scandinavia model (Gerrit)
- ✓ build a miniature airport (Frederik)
- ~~X~~ complete the Venice model (Frederik)
- ~~X~~ design a new country (Frederik and Gerrit)
- ✓ start the houses (Frederik and Gerrit)
- ✓ decide on the next city (Gerrit)

*Gerrit hasn't finished the Scandinavia model.*

**3** Complete the conversation with the verbs in parentheses. Use the present perfect.

- A:** <sup>1</sup>\_\_\_\_\_ you \_\_\_\_\_ (build) your model town? | <sup>2</sup>\_\_\_\_\_ (finish) mine. Look!
- B:** That looks great! | <sup>3</sup>\_\_\_\_\_ (not / start) my model. Wow! You've painted yours.
- A:** Yes, but you don't have to paint it. Look. Kim <sup>4</sup>\_\_\_\_\_ (not / paint) hers.
- B:** I want to put a wall around my town. | <sup>5</sup>\_\_\_\_\_ (see) some great pictures. Look at this picture of a town in Italy.
- A:** My parents <sup>6</sup>\_\_\_\_\_ (go) to Italy. I would love to go, too!

**4** Think about a project you are working on. Talk about what you have/haven't done.



Frederik and Gerrit Braun with one of their train sets



Look 3, 1e

Look 4, 1e

Shop Now



## LESSON 5 Song

1 Listen and read. Which of these places would you like to visit? TR: 106

### We've Moved!

Chorus

We've moved to a new city. Where can we go?

We've moved to a new city. What can we do?

Have you visited the museums?

No, we haven't. What are they like?

There's a lot to see and do.

I can take you, if you would like.

Chorus

Have you been to the main square?

No, we haven't. What's it like?

It's the biggest in the world.

It's a wonderful sight!

Chorus

Have you seen the Olympic stadium?

No, we haven't. Is it near?

You have to take a bus,

but it isn't far from here.

Chorus

Have you eaten at that restaurant?

No, we haven't. What's it like?

The food is delicious.

We can eat there, if you would like.

2 Listen and sing. TR: 107 and 108

3 Sing and act. TR: 109

VALUE Explore your city.  
Workbook, Lesson 6

114 UNIT 11 City Life

Children walking through a gate at the Temple of Heaven in Beijing, China

1 Look at the poster. Answer the questions.

1. What is the poster about?
2. Where would you see a poster like this?

2 Read the information about club posters. Answer the questions.

A poster for a club needs to:

- get your attention.
- explain what the club does.
- give details about when the club meets.
- tell you how to join.

1. How does the poster get your attention?
2. What does the club do?
3. When does the club meet?
4. What do you do if you want to join?

3 Writing Skill Using questions to get attention

a. Look at the poster again. How many questions are there? What are they about?

b. Think about your town/city or village. Complete these questions for a walking club poster.

1. Have you \_\_\_\_\_ ?
2. Have you \_\_\_\_\_ ?
3. Which \_\_\_\_\_ ?
4. Why \_\_\_\_\_ ?

4 Work in pairs or groups. Design and make a poster for a walking club in your town/city or village.

## Writing A Poster LESSON 6

### How Well Do You Know Your City?

Join our Prague walking club!

Did you know our castle is one of the largest in the world?



How old is the famous clock in the main square?



Have you walked across all of Prague's beautiful bridges?

There's more to discover in Prague than you think!


We're a friendly group of families and we've planned some short walks around the city center. Come along with us! We meet every Tuesday after school. When it's sunny, we sometimes organize picnics on Saturday afternoons. Bring your family and let's all learn something new about Prague!

Speak to your teacher to find out more.

UNIT 11 City Life 115



## 5 Song

- 1 Listen and read. Which of these places would you like to visit?  TR: 106

### We've Moved!

Chorus

We've moved to a new city. Where can we go?

We've moved to a new city. What can we do?

Have you visited the museums?

No, we haven't. What are they like?

There's a lot to see and do.

I can take you, if you would like.

Chorus

Have you been to the main square?

No, we haven't. What's it like?

It's the biggest in the world.

It's a wonderful sight!

Chorus

Have you seen the Olympic stadium?

No, we haven't. Is it near?

You have to take a bus,

but it isn't far from here.


Chorus


Have you eaten at that restaurant?

No, we haven't. What's it like?

The food is delicious.

We can eat there, if you would like.

- 2 Listen and sing.  TR: 107 and 108

- 3 Sing and act.  TR: 109

**VALUE** Explore your city.  
Workbook, Lesson 6

Children walking through a gate  
at the Temple of Heaven in Beijing, China

## Writing A Poster

LESSON  
6

- 1 Look at the poster. Answer the questions.

1. What is the poster about?
2. Where would you see a poster like this?

- 2 Read the information about club posters. Answer the questions.

A **poster** for a club needs to:

- get your attention.
- explain what the club does.
- give details about when the club meets.
- tell you how to join.

1. How does the poster get your attention?
2. What does the club do?
3. When does the club meet?
4. What do you do if you want to join?

- 3 **Writing Skill** Using questions to get attention

- a. Look at the poster again. How many questions are there? What are they about?
- b. Think about your town/city or village. Complete these questions for a walking club poster.

1. Have you \_\_\_\_\_ ?
2. Have you \_\_\_\_\_ ?
3. Which \_\_\_\_\_ ?
4. Why \_\_\_\_\_ ?

- 4 **Work in pairs or groups. Design and make a poster for a walking club in your town/city or village.**

## How Well Do You Know Your City?

Join our Prague walking club!

Did you know our castle is one of the largest in the world?



How old is the famous clock in the main square?



Have you walked across all of Prague's beautiful bridges?



There's more to discover in Prague than you think!

We're a friendly group of families and we've planned some short walks around the city center. Come along with us! We meet every Tuesday after school. When it's sunny, we sometimes organize picnics on Saturday afternoons. Bring your family and let's all learn something new about Prague!

Speak to your teacher to find out more.

**1** Watch the video. Match the children with the places they talk about.  Video 14

1. Safia
2. Marlen
3. Indiphile

**A.**

**B.**

**C.**



**2** Watch the video again. Match the cities (1-3) with two things you hear about them (A-F).  Video 14

1. Marrakesh

2. Mexico City

3. Cape Town

**A.** It has many markets.

**D.** It's a capital city.

**B.** It is near Table Mountain.

**E.** There are many snakes in the square.

**C.** It has museums and galleries.

**F.** It's by the sea.

**3** Answer the questions.

1. How many towns in Morocco are bigger than Marrakesh?
2. What can you drink in the square in Marrakesh?
3. What was Teotihuacan?
4. Who in Marlen's family lives in Mexico City?
5. What is Lion's Head?
6. How can you travel to Table Mountain?

**4** Work in pairs. Discuss the questions.

1. What's the most popular city in your country? Where is it?
2. Why do people go there?
3. Have you ever been there? What did you do?