




Copyright © 2015. www.englishworksheets.com All rights reserved.

teapot



Copyright © 2015. www.englishworksheets.com All rights reserved.

stewpot



Copyright © 2015. www.englishworksheets.com All rights reserved.


pressure cooker



Copyright © 2015. www.englishworksheets.com All rights reserved.

pan

NOTE : Cut the cards following the lines and dots. Glue and fold over the two halves to have a solid word card. You can also have them laminated for long term use.



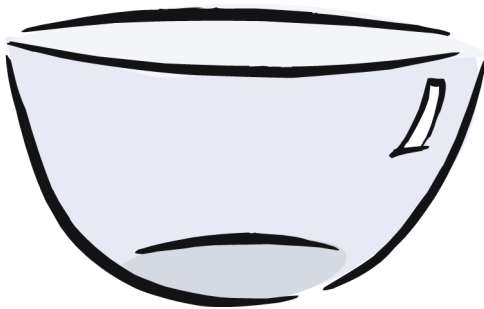
Copyright © 2015. www.englishworksheets.com All rights reserved.

fryer




Copyright © 2015. www.englishworksheets.com All rights reserved.

grill



Copyright © 2015. www.englishworksheets.com All rights reserved.

bowl



Copyright © 2015. www.englishworksheets.com All rights reserved.


plate

NOTE : Cut the cards following the lines and dots. Glue and fold over the two halves to have a solid word card. You can also have them laminated for long term use.



Copyright © 2015. www.englishworksheets.com All rights reserved.

jug



Copyright © 2015. www.englishworksheets.com All rights reserved.

glass



Copyright © 2015. www.englishworksheets.com All rights reserved.

cup



Copyright © 2015. www.englishworksheets.com All rights reserved.

tray

NOTE : Cut the cards following the lines and dots. Glue and fold over the two halves to have a solid word card. You can also have them laminated for long term use.




Copyright © 2015. www.englishworksheets.com All rights reserved.

strainer




Copyright © 2015. www.englishworksheets.com All rights reserved.

spoon



Copyright © 2015. www.englishworksheets.com All rights reserved.


fork



Copyright © 2015. www.englishworksheets.com All rights reserved.

knife

NOTE : Cut the cards following the lines and dots. Glue and fold over the two halves to have a solid word card. You can also have them laminated for long term use.



Copyright © 2015. www.englishworksheets.com All rights reserved.

cleaver




Copyright © 2015. www.englishworksheets.com All rights reserved.

ladle



Copyright © 2015. www.englishworksheets.com All rights reserved.

spatula



Copyright © 2015. www.englishworksheets.com All rights reserved.

grater

NOTE : Cut the cards following the lines and dots. Glue and fold over the two halves to have a solid word card. You can also have them laminated for long term use.




Copyright © 2015. www.englishworksheets.com All rights reserved.

rolling pin




Copyright © 2015. www.englishworksheets.com All rights reserved.

squeezer



Copyright © 2015. www.englishworksheets.com All rights reserved.


mixer



Copyright © 2015. www.englishworksheets.com All rights reserved.


toaster

NOTE : Cut the cards following the lines and dots. Glue and fold over the two halves to have a solid word card. You can also have them laminated for long term use.



Copyright © 2015. www.englishworksheets.com All rights reserved.

scales



Copyright © 2015. www.englishworksheets.com All rights reserved.

mincer



Copyright © 2015. www.englishworksheets.com All rights reserved.

fridge



Copyright © 2015. www.englishworksheets.com All rights reserved.

dishwasher

NOTE : Cut the cards following the lines and dots. Glue and fold over the two halves to have a solid word card. You can also have them laminated for long term use.



Copyright © 2015. www.englishworksheets.com All rights reserved.

cooker



Copyright © 2015. www.englishworksheets.com All rights reserved.

microwave

NOTE : Cut the cards following the lines and dots. Glue and fold over the two halves to have a solid word card. You can also have them laminated for long term use.