

Children's Phonics for Reading



Long Vowel Sounds

Workbook

Sounds Great 3 Workbook

Children's Phonics for Reading

Long Vowel Sounds

Anne Taylor

© 2010 Compass Publishing

All rights reserved. No part of this book may be reproduced, stored in a retrieval system, or transmitted in any form or by any means, electronic, mechanical, photocopying, recording, or otherwise, without prior permission in writing from the publisher.

Acquisitions Editor: Tamara Gaskill
Cover/Interior Design: Design Plus
Illustrations: Hiram Weintraub

email: info@compasspub.com
<http://www.compasspub.com>

ISBN: 978-1-59966-584-9

10 9 8 7 6 5 4 3 2 1
15 14 13 12 11 10

Table of Contents

Unit 1 **-ake -ape -ave** 04
cake, bake, rake, lake, tape, cape,
wave, cave, Dave, save

Unit 2 **-ame -ane -ate** 08
same, name, game, fame, cane, mane, lane,
gate, date, late, hate

Unit 3 **-ike -ime -ine -ite** 12
bike, like, hike, Mike, lime, dime, time,
nine, mine, pine, line, kite, bite

Unit 4 **-ide -ipe -ire -ive** 16
ride, hide, wide, wipe, pipe, ripe,
wire, fire, tire, five, hive, dive

Unit 5 **-obe -one -ose -ote** 20
robe, bone, cone, alone,
rose, nose, hose, note, vote

Unit 6 **-oke -ole -ope -ore** 24
poke, joke, mole, hole, sole, pole,
hope, rope, sore, more, bore, core

Unit 7 **-ube -une -use** 28
tube, cube, dune, June, tune, fuse

Unit 8 **-ule -ure -ute** 32
mule, rule, cure, lure, pure, cute, mute

Review (Units 1-8) 36

Unit 1

Long Vowel a

-ake -ape -ave



Write the word using the pattern.

-ake



cake



rake

-ape



tape



cape

-ave



cave



save



Trace and read.

1

tap → tape

tap → tape

2

cap → cape

cap → cape



Circle the correct picture.

1 **-ake**

2 **-ave**

3 **-ape**

4 **-ake**

5 **-ave**

6 **-ape**



Write the correct word.

1 **-ave** — **wave** → save

2 **-ape** — **cape** → tape

3 **-ake** — **rake** → lake

4 **-ave** — **Dave** → cave

5 **-ake** — **cake** → bake



Match the correct pictures and write the words.

1 -ake

2 -ave

3 -ape

4 -ake

save

wave

cape

tape

lake

cake

bake

rake



Fill in the boxes with the words above.

-ake

lake

cake

bake

rake

-ape

cape

tape

-ave

Dave

cave

save

wave



Fill in the missing letters and write the words.

-ake -ape -ave

1 cave

2 lake

3 cake




4 bake

5 tape

6 rake



Write the phrase or sentence.

- 1  Bake a cake.
Bake a cake.
- 2  A man with a rake
A man with a rake
- 3  Dave has a cape.
Dave has a cape.



Write the word using the pattern.

-ame



name



game

-ane



mane



cane

-ate



gate



late



Trace and read.

1

hat → hate

hat → hate

2

can → cane

can → cane



Circle the correct picture.

1 **-ane**

2 **-ate**

3 **-ame**

4 **-ane**

5 **-ate**

6 **-ame**



Write the correct word.

1 **-ate** — **late** →



date

2 **-ame** — **same** →



fame

3 **-ate** — **gate** →



hate

4 **-ane** — **cane** →



mane

5 **-ame** — **game** →



name



Match the correct pictures and write the words.

1	-ate			mane
2	-ame			lane
3	-ane			date
4	-ate			late
				name
				game
				gate
				hate



Fill in the boxes with the words above.

<p style="text-align: center;">-ame</p> <p style="text-align: center;">same</p> <p style="text-align: center;">fame</p> <p style="text-align: center;">name</p> <p style="text-align: center;">game</p>	<p style="text-align: center;">-ane</p> <p style="text-align: center;">cane</p> <p style="text-align: center;">mane</p> <p style="text-align: center;">lane</p>	<p style="text-align: center;">-ate</p> <p style="text-align: center;">gate</p> <p style="text-align: center;">date</p> <p style="text-align: center;">late</p> <p style="text-align: center;">hate</p>
----------------------------------------------------------------------------------------------------------------------------------------------------------------------------------------------------------------	------------------------------------------------------------------------------------------------------------------------------------------------------------------------	----------------------------------------------------------------------------------------------------------------------------------------------------------------------------------------------------------------



Fill in the missing letters and write the words.

-ame -ane -ate

1 gate

2 late

3 mane

4 game

5 lane

6 cane



Write the phrase or sentence.



She is at the gate late.

She is at the gate late.



A game and a cane

A game and a cane



The man hates the lane.

The man hates the lane.



Write the word using the pattern.

-ike



like

-ime



lime

-ine



pine

-ite



bite



Trace and read.

1

pin → pine

pin → pine

2

kit → kite

kit → kite



Circle the correct picture.

1 **-ine**

2 **-ite**

3 **-ike**

4 **-ime**

5 **-ine**

6 **-ike**



Write the correct word.

1 **-ite** — **bite** →



kite

2 **-ime** — **lime** →



dime

3 **-ike** — **bike** →



Mike

4 **-ine** — **line** →



pine








5 **-ine** — **mine** →



nine



Match the correct pictures and write the words.

1	-ike			kite bite
2	-ime		9	pine nine
3	-ine			lime time
4	-ite			bike hike



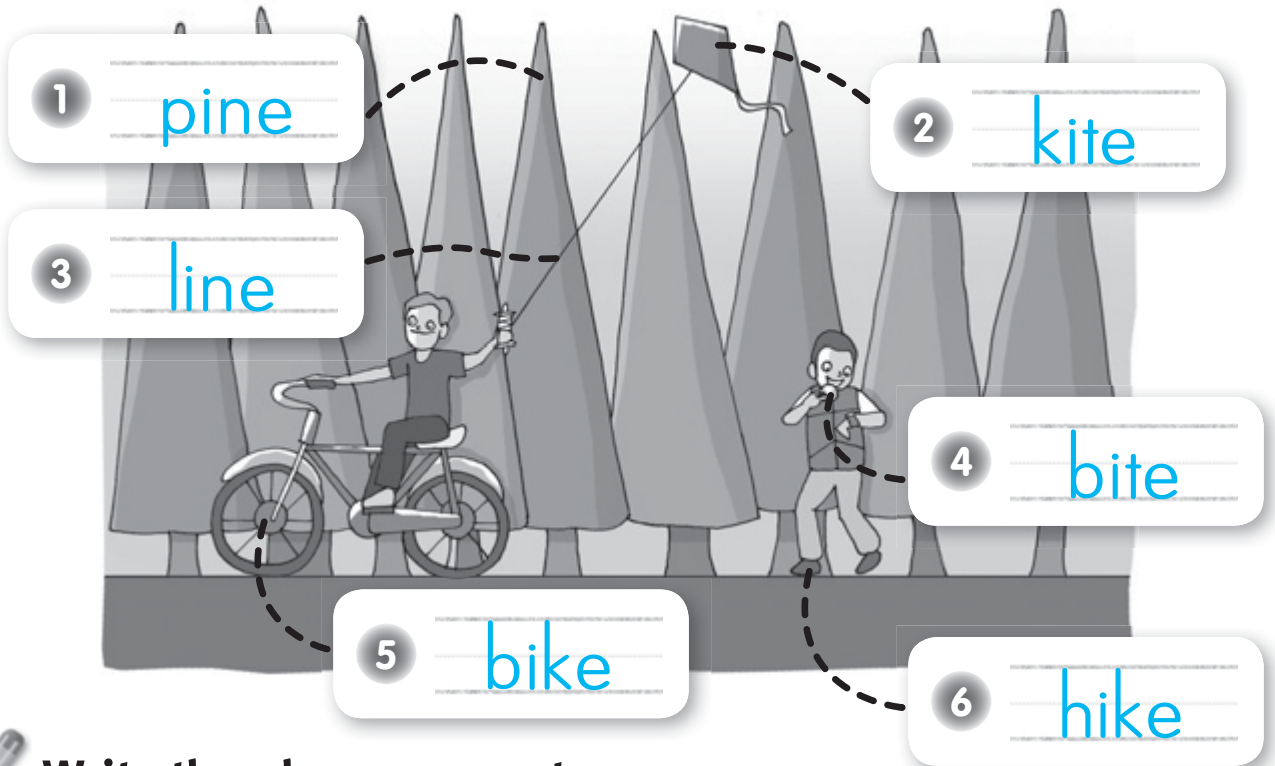
Fill in the boxes with the words above.

-ike	-ime	-ine	-ite
like	dime	mine	kite
Mike	lime	line	bite
bike	time	pine	
hike		nine	



Fill in the missing letters and write the words.

-ike -ime -ine -ite



Write the phrase or sentence.



A kite and two pines

A kite and two pines



He has a bike.

He has a bike.



Mike hikes.

Mike hikes.



Write the word using the pattern.

-ide



hide

-ipe



wipe

-ire



fike

-ive



dive



Trace and read.



1


rip → ripe



rip → ripe







Circle the correct picture.



1 **-ide**
 

2 **-ipe**
 5

3 **-ire**
 

4 **-ive**
 

5 **-ipe**
 

6 **-ide**
 



Write the correct word.

1 **-ide** — **ride** → 

hide

2 **-ipe** — **wipe** → 

ripe

3 **-ire** — **wire** → 

tire

4 **-ive** — **five** → 



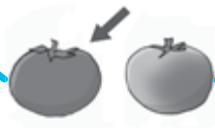





dive

5 **-ipe** — **ripe** → 

pipe



Match the correct pictures and write the words.

1	-ide	   	   	tire
2	-ipe			five
3	-ire			hive
4	-ive			ride
				wide
				ripe
				pipe



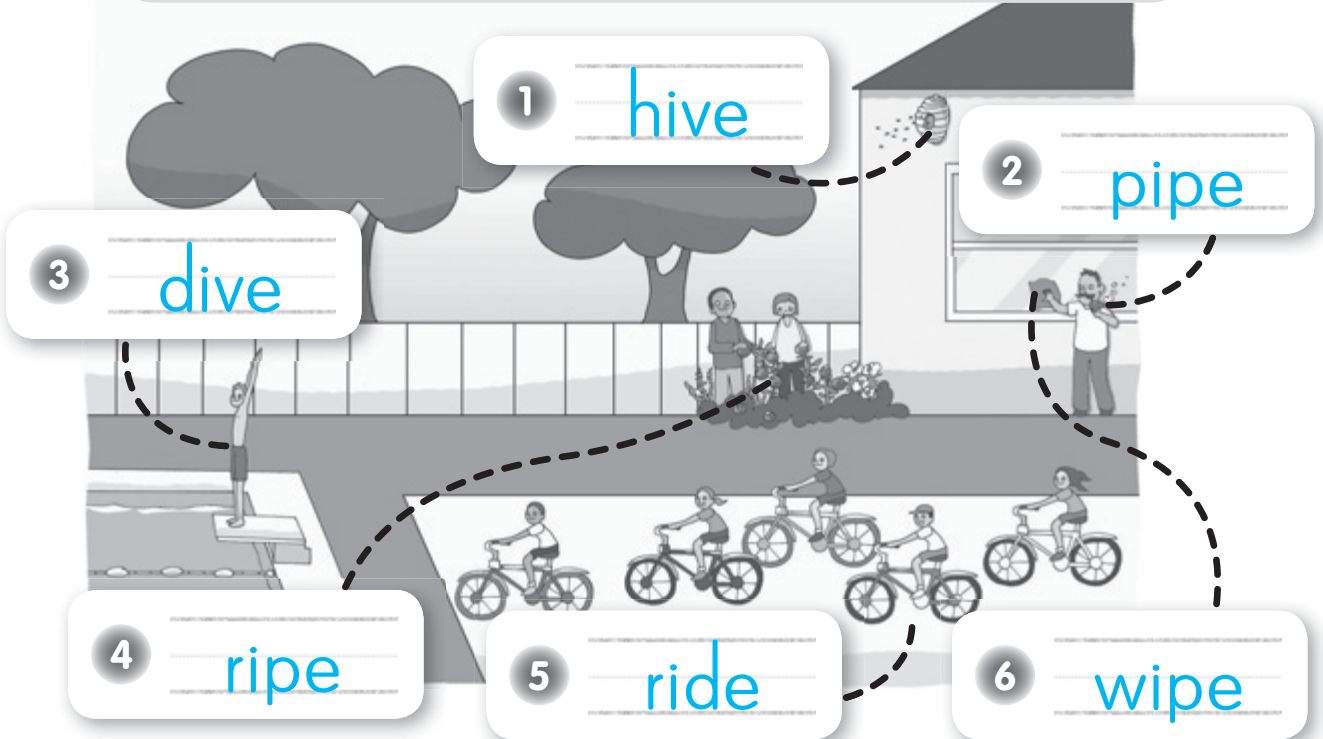
Fill in the boxes with the words above.

<p style="text-align: center; background-color: #e0e0e0; border-radius: 5px; padding: 5px;">-ide</p> <p style="background-color: #e0e0e0; border-radius: 5px; padding: 5px; margin-bottom: 5px;">hide</p> <p style="background-color: #e0e0e0; border-radius: 5px; padding: 5px; margin-bottom: 5px;">ride</p> <p style="background-color: #e0e0e0; border-radius: 5px; padding: 5px;">wide</p>	<p style="text-align: center; background-color: #e0e0e0; border-radius: 5px; padding: 5px;">-ipe</p> <p style="background-color: #e0e0e0; border-radius: 5px; padding: 5px; margin-bottom: 5px;">wipe</p> <p style="background-color: #e0e0e0; border-radius: 5px; padding: 5px; margin-bottom: 5px;">ripe</p> <p style="background-color: #e0e0e0; border-radius: 5px; padding: 5px;">pipe</p>	<p style="text-align: center; background-color: #e0e0e0; border-radius: 5px; padding: 5px;">-ire</p> <p style="background-color: #e0e0e0; border-radius: 5px; padding: 5px; margin-bottom: 5px;">wire</p> <p style="background-color: #e0e0e0; border-radius: 5px; padding: 5px; margin-bottom: 5px;">tire</p> <p style="background-color: #e0e0e0; border-radius: 5px; padding: 5px;">fire</p>	<p style="text-align: center; background-color: #e0e0e0; border-radius: 5px; padding: 5px;">-ive</p> <p style="background-color: #e0e0e0; border-radius: 5px; padding: 5px; margin-bottom: 5px;">dive</p> <p style="background-color: #e0e0e0; border-radius: 5px; padding: 5px; margin-bottom: 5px;">five</p> <p style="background-color: #e0e0e0; border-radius: 5px; padding: 5px;">hive</p>
--------------------------------------------------------------------------------------------------------------------------------------------------------------------------------------------------------------------------------------------------------------------------------------------------------------------------------------------------------------------------------------------------------	--------------------------------------------------------------------------------------------------------------------------------------------------------------------------------------------------------------------------------------------------------------------------------------------------------------------------------------------------------------------------------------------------------	--------------------------------------------------------------------------------------------------------------------------------------------------------------------------------------------------------------------------------------------------------------------------------------------------------------------------------------------------------------------------------------------------------	--------------------------------------------------------------------------------------------------------------------------------------------------------------------------------------------------------------------------------------------------------------------------------------------------------------------------------------------------------------------------------------------------------



Fill in the missing letters and write the words.

-ide -ipe -ire -ive



Write the phrase or sentence.



He dives.

He dives.



Wipe the window.

Wipe the window.



A hive on the house

A hive on the house




Write the word using the pattern.

-obe



robe

-one




bone

-ose



hose

-ote



note



Trace and read.

1 not → note

not → note

2 rob → robe

rob → robe



Circle the correct picture.

1 **-obe**

2 **-one**

3 **-ose**

4 **-ote**

5 **-one**

6 **-ose**



Write the correct word.

1 **-one** — **cone** → bone

2 **-ose** — **nose** → hose



3 **-ote** — **vote** → note



4 **-one** — **bone** → alone



5 **-ose** — **hose** → rose



Match the correct pictures and write the words.

1 **-one**   cone
alone

2 **-ote**   nose
rose

3 **-ose**   vote
note



Fill in the boxes with the words above.

-obe robe	-one bone cone alone	-ose hose nose rose	-ote vote note
---------------------	--------------------------------------	-------------------------------------	-----------------------------



Fill in the missing letters and write the words.

-obe -one -ose -ote

1 nose

2 alone

3 hose

4 note

5 rose

6 bone



Write the phrase or sentence.

1



A bug on his nose

A bug on his nose

2



A hose for the roses

A hose for the roses

3



The bone is for the dog.

The bone is for the dog.



Write the word using the pattern.

-oke



joke

-ole



pole

-ope



rope

-ore



core



Trace and read.

1

hop



hope

hop



hope



Circle the correct picture.

1 **-oke**

2 **-ole**

3 **-ope**

4 **-ore**

5 **-ole**

6 **-ore**



Write the correct word.

1 **-oke** — **poke** →



joke

2 **-ore** — **more** →



core

3 **-ole** — **mole** →



sole

4 **-ope** — **hope** →



rope

5 **-ole** — **hole** →



pole



Match the correct pictures and write the words.

1	-ole			rope
2	-ope			hope
3	-ore			sole
4	-oke			pole
				bore
				sore
				poke
				joke



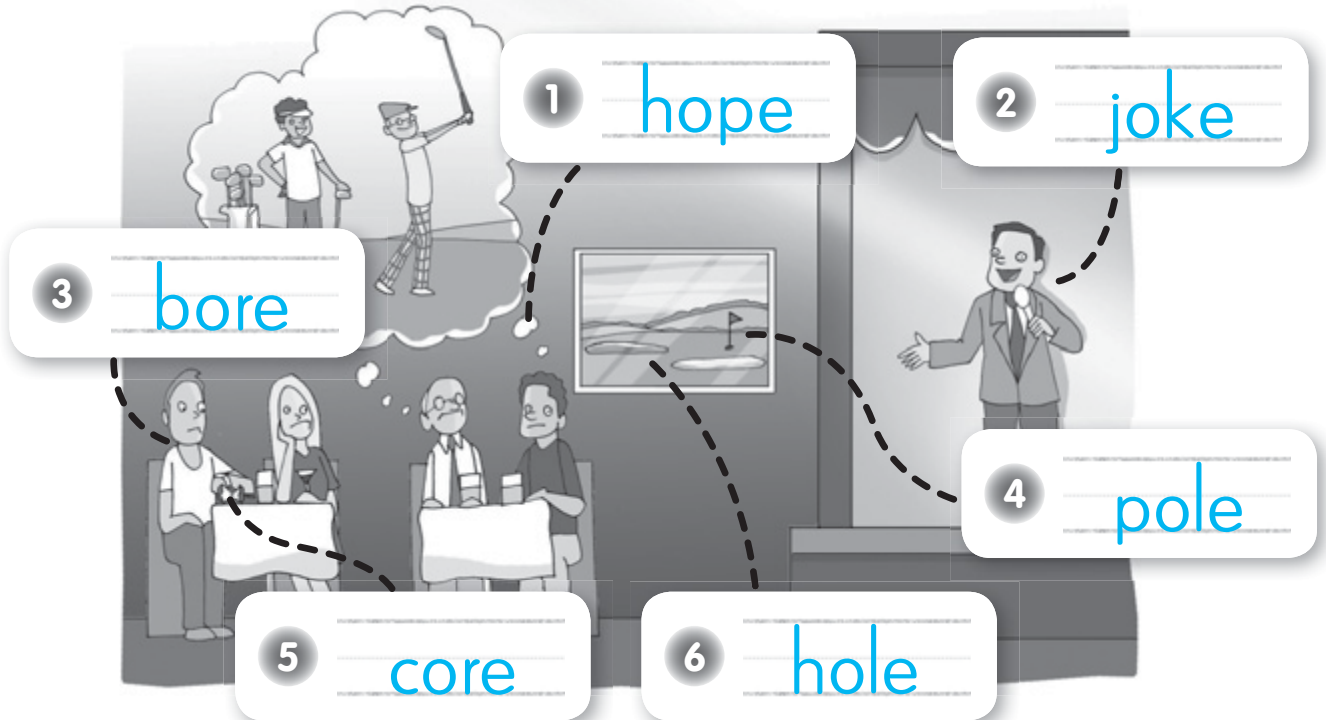
Fill in the boxes with the words above.

<div style="border: 1px solid gray; border-radius: 10px; padding: 5px; text-align: center; margin-bottom: 5px;">-oke</div> <div style="border: 1px solid gray; border-radius: 10px; padding: 5px; text-align: center; margin-bottom: 5px;">poke</div> <div style="border: 1px solid gray; border-radius: 10px; padding: 5px; text-align: center; margin-bottom: 5px;">joke</div>	<div style="border: 1px solid gray; border-radius: 10px; padding: 5px; text-align: center; margin-bottom: 5px;">-ole</div> <div style="border: 1px solid gray; border-radius: 10px; padding: 5px; text-align: center; margin-bottom: 5px;">mole</div> <div style="border: 1px solid gray; border-radius: 10px; padding: 5px; text-align: center; margin-bottom: 5px;">hole</div> <div style="border: 1px solid gray; border-radius: 10px; padding: 5px; text-align: center; margin-bottom: 5px;">sole</div> <div style="border: 1px solid gray; border-radius: 10px; padding: 5px; text-align: center;">pole</div>	<div style="border: 1px solid gray; border-radius: 10px; padding: 5px; text-align: center; margin-bottom: 5px;">-ope</div> <div style="border: 1px solid gray; border-radius: 10px; padding: 5px; text-align: center; margin-bottom: 5px;">rope</div> <div style="border: 1px solid gray; border-radius: 10px; padding: 5px; text-align: center;">hope</div>	<div style="border: 1px solid gray; border-radius: 10px; padding: 5px; text-align: center; margin-bottom: 5px;">-ore</div> <div style="border: 1px solid gray; border-radius: 10px; padding: 5px; text-align: center; margin-bottom: 5px;">more</div> <div style="border: 1px solid gray; border-radius: 10px; padding: 5px; text-align: center; margin-bottom: 5px;">core</div> <div style="border: 1px solid gray; border-radius: 10px; padding: 5px; text-align: center; margin-bottom: 5px;">bore</div> <div style="border: 1px solid gray; border-radius: 10px; padding: 5px; text-align: center;">sore</div>
-----------------------------------------------------------------------------------------------------------------------------------------------------------------------------------------------------------------------------------------------------------------------------------------------------------------------------------------------------------------------------------------	---------------------------------------------------------------------------------------------------------------------------------------------------------------------------------------------------------------------------------------------------------------------------------------------------------------------------------------------------------------------------------------------------------------------------------------------------------------------------------------------------------------------------------------------------------------------------------------------------------------------------	---------------------------------------------------------------------------------------------------------------------------------------------------------------------------------------------------------------------------------------------------------------------------------------------------------------------------------------------------------------------	---------------------------------------------------------------------------------------------------------------------------------------------------------------------------------------------------------------------------------------------------------------------------------------------------------------------------------------------------------------------------------------------------------------------------------------------------------------------------------------------------------------------------------------------------------------------------------------------------------------------------



Fill in the missing letters and write the words.

-oke -ole -ope -ore



Write the phrase or sentence.



He tells a joke.

He tells a joke.



The men hope to play.

The men hope to play.



A hole by the pole

A hole by the pole



Write the word using the pattern.

-ube



cube




tube

-une



tune



dune

-use



fuse



Trace and read.

1

cub → cube

cub → cube



2

tub → tube



tub → tube







Circle the correct picture.



1 **-ube**
 

2 **-une**
 

3 **-use**
 


4 **-une**
 


5 **-ube**
 


6 **-une**
 



Write the correct word.

1 **-une** — June →  tune

2 **-ube** — tube →  cube

3 **-une** — tune →  dune



Match the correct pictures and write the words.

1

-ube



tune

June

2

-une



tube

cube



Fill in the boxes with the words above.

-ube

tube

cube

-une

dune

tune

June

-use

fuse



Fill in the missing letters and write the words.

-ube -une -use

1 dune

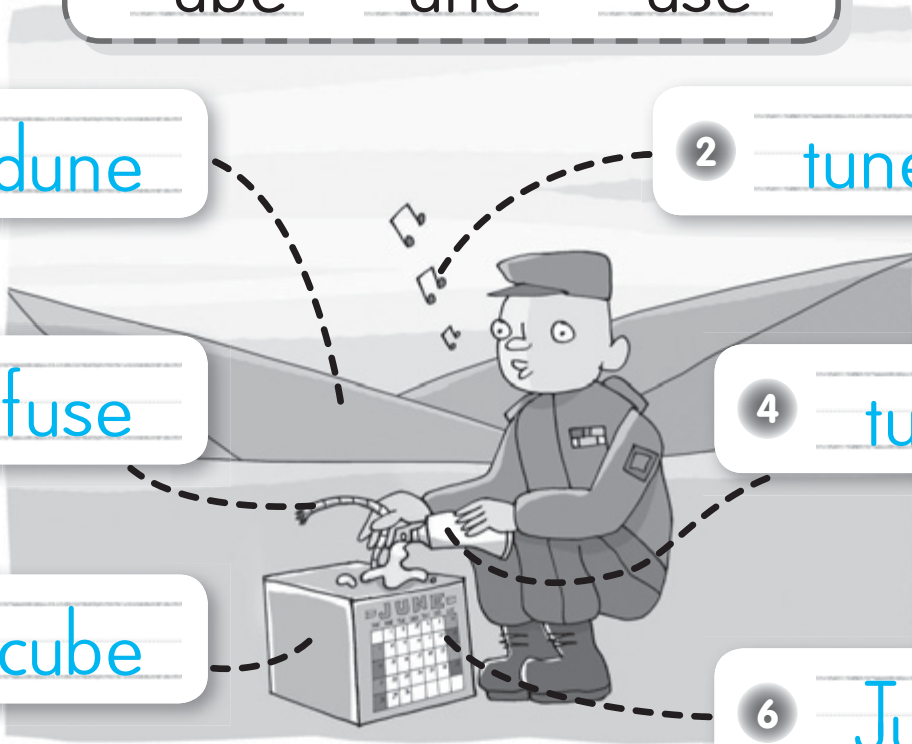
2 tune

3 fuse

4 tube

5 cube

6 June



Write the phrase or sentence.



A tune on the dune

A tune on the dune



He has a tube.

He has a tube.



A fuse in the cube

A fuse in the cube

Unit 8

Long Vowel u

-ule -ure -ute



Write the word using the pattern.

-ule



mule



rule

-ure



lure



pure

-ute



cute



mute



Trace and read.

1

cut → cute

cut → cute



Circle the correct picture.

1 **-ule**

2 **-ure**

3 **-ute**

4 **-ule**

5 **-ure**

6 **-ute**



Write the correct word.

1 **-ule** — **rule** → mule



2 **-ure** — **lure** → cure



3 **-ute** — **cute** → mute

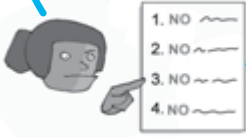

4 **-ure** — **cure** → pure



Match the correct pictures and write the words.

1 **-ule**   mute
cute

2 **-ure**   rule
mule

3 **-ute**   pure
cure



Fill in the boxes with the words above.

-ule
 rule
 mule

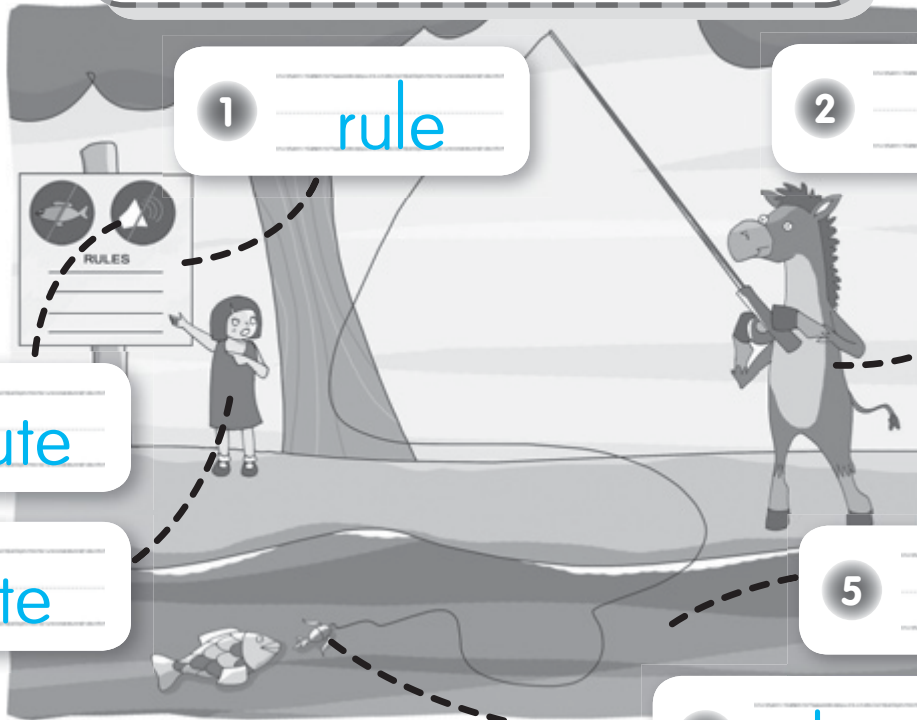
-ure
 lure
 pure
 cure

-ute
 mute
 cute



Fill in the missing letters and write the words.

-ule -ure -ute



1 rule

2 mule

3 mute

4 cute

5 pure

6 lure



Write the phrase or sentence.



A mule by the lake

A mule by the lake



It sees the lure.

It sees the lure.



A cute girl reads the rules.




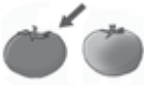












A cute girl reads the rules.







A







Look at the pictures and write the words.

- | | | | | | | | |
|---|-------------------------------------------------------------------------------------|-----|---|---|---|---------------------------------------------------------------------------------------|------|
| 1 |  | hat | + | e | = |  | hate |
| 2 |  | rip | + | e | = |  | ripe |
| 3 |  | not | + | e | = |  | note |
| 4 |  | tub | + | e | = |  | tube |
| 5 |  | pin | + | e | = |  | pine |
| 6 |  | can | + | e | = |  | cane |
| 7 |  | tap | + | e | = |  | tape |
| 8 |  | hop | + | e | = |  | hope |

B  Circle the picture with the same end sound.
Then, write the word.

1    





bike

2    





dive

3    


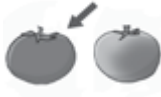


dune

4    

rule

5    


nose

6    

wave

C  Fill in the missing letters and write the words.

1 
game

2 
core

3 
late


4 
fuse


5 
time

6 
pure

7 
bone

8 
tire

9 
vote

10 
June

11 
lake

12 
like

D  Circle the picture that doesn't belong.


1 -ote



2 -ute




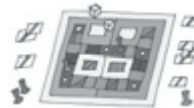
3 -ole




4 -ipe



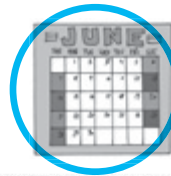
5 -ame



6 -ine



7 -ube



8 -oke



