

Nonfiction



HOW MAPS HELP

by Francine Thompson



Mc
Graw
Hill

PAIRED
READ

On the Map

STRATEGIES & SKILLS

Comprehension

Strategy: Reread

Skill: Main Topic and
Key Details

High-Frequency Words

around, by, many, place,
walk

Phonics

Consonant digraphs *ch*,
-tch, *wh*, *ph*

Content Standards

Social Studies

Geography

Word count: 132**

Photography Credit: Cover David R. Frazier Photolibrary, Inc./Alamy

**The total word count is based on words in the running text and headings only. Numerals and words in captions, labels, diagrams, charts, and sidebars are not included.



Genre Nonfiction



Essential Question

How can you find your way around?



by Francine Thompson

**PAIRED
READ**

On the Map13

Many people use maps.
Maps help us find places.



Thinkstock/Comstock Images/Getty Images

Let's visit a park! Maps will help us get around.



This park has many animals. How can we find them?



beaver



deer



eagle

The map shows where the animals live. Let's visit the deer first.

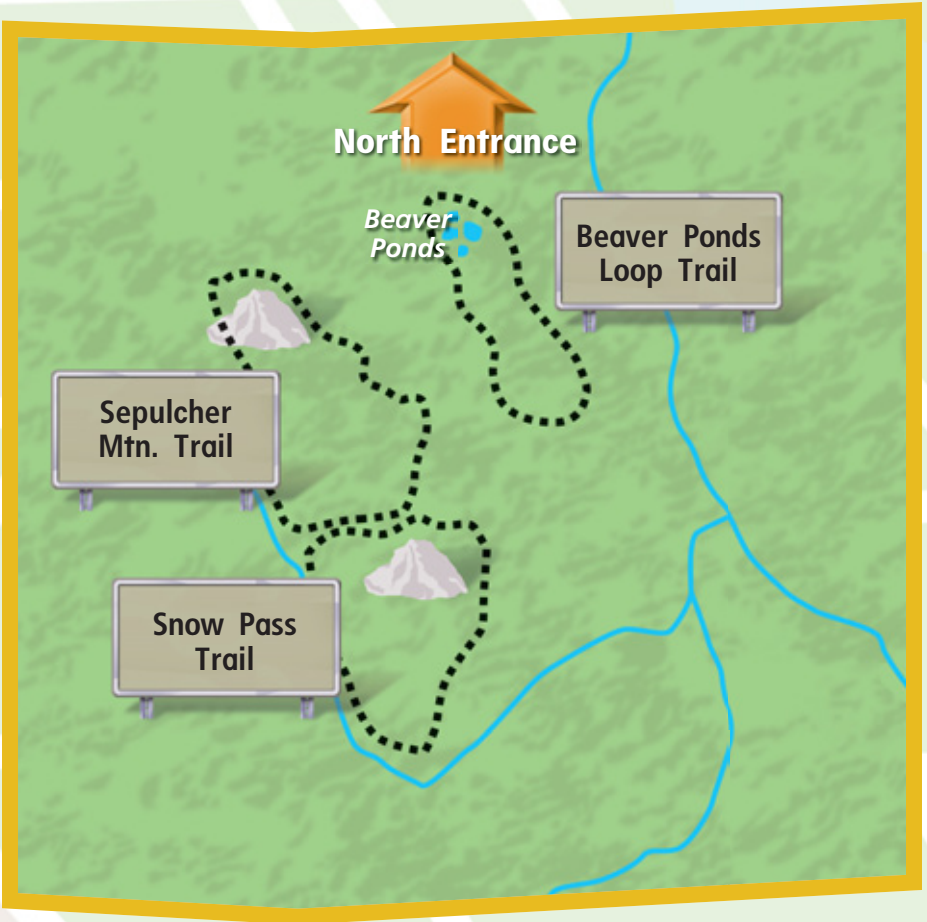


The park has trails. How do we know where they are?



Rob Crandall/Alamy

This map shows trails. Let's walk by the pond.



The park has picnic areas.
How can we find them?



This map has picnic areas.
Let's choose a place.



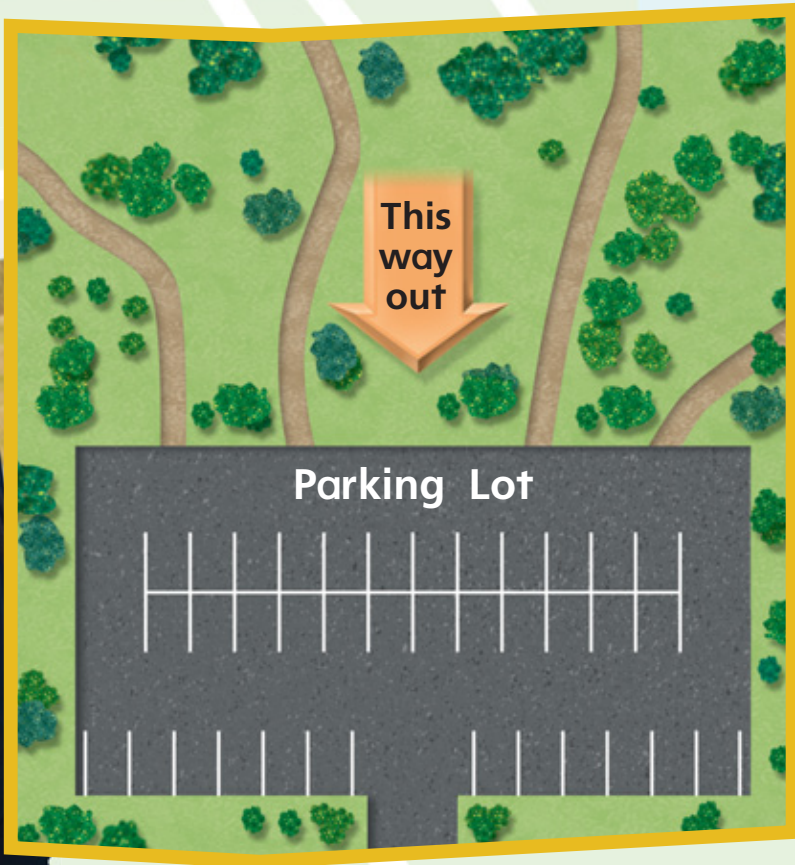


It's time to go home.
How do we find the
way out?



David R. Frazier Photolibrary, Inc./Alamy

This map shows the way out. We had fun using maps!



Respond to Reading

Retell

Use the chart to help you retell *How Maps Help*.

Main Topic		
Detail	Detail	Detail

Text Evidence

1. What is the main topic of this book? **Main Topic and Key Details**
2. Look at page 7. What is a key detail? Why? **Main Topic and Key Details**
3. Is this story fiction or nonfiction? How do you know? **Genre**



Compare Texts

How do we use maps?

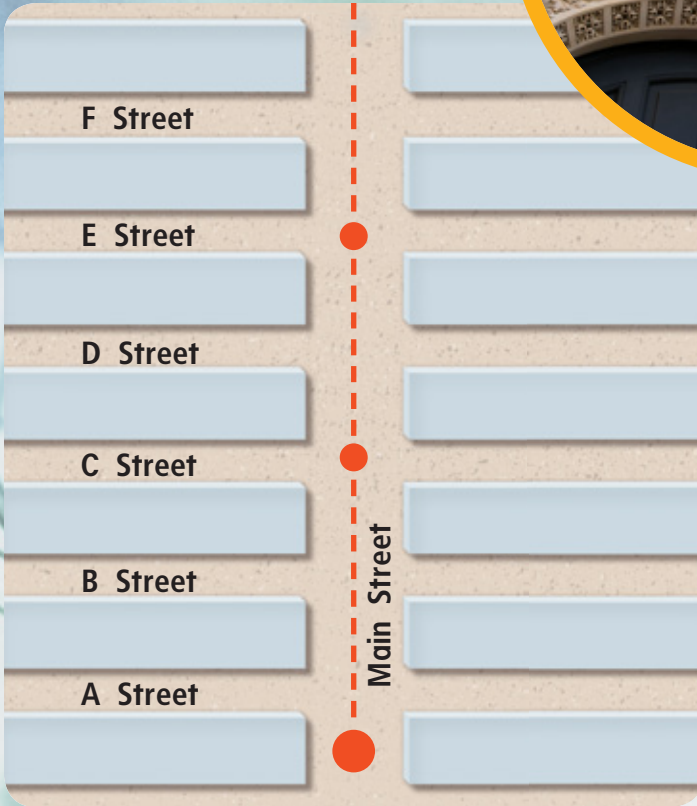
On the Map





We are at the bus stop.
We are on A Street. Let's
take the bus to E Street.
Look at the bus map.
Where is E Street?

Let's go!



Make Connections

Look at both selections. How do maps help? [Text to Text](#)

Focus on Social Studies

Purpose To make a map of your classroom

What to Do

Step 1

Look around your classroom. Where is your desk? Where are the windows? Where is the door?

.....

Step 2

Draw a map of your classroom. Label your desk.

.....

Step 3

Share your map with the class.

Thinkmark

The Topic

What is *How Maps Help* about?

Vocabulary

What new words did you learn?

Conclusion

What is the most important thing you learned in *How Maps Help*?