

Nonfiction



Apples from Farm to Table

by Paula Kramer

**Mc
Graw
Hill**

**PAIRED
READ**

A Dairy Treat

STRATEGIES & SKILLS

Comprehension

Strategy: Reread

Skill: Sequence

Phonics

Variant vowel spellings
with digraphs: *oo, u*

High-Frequency Words

after, buy, done, every,
soon, work

Content Standards

Social Studies

Economics

Word count: 223**

Photography Credit: Cover (bkgd) Thinkstock/CORBIS, (c) Lauren Burke/Photographer's Choice RF/Getty Images, (b) Image Source/Getty Images

**The total word count is based on words in the running text and headings only. Numerals and words in captions, labels, diagrams, charts, and sidebars are not included.



Education

Copyright © The McGraw-Hill Companies, Inc.

All rights reserved. No part of this publication may be reproduced or distributed in any form or by any means, or stored in a database or retrieval system, without the prior written consent of The McGraw-Hill Companies, Inc., including, but not limited to, network storage or transmission, or broadcast for distance learning.

Send all inquiries to:
McGraw-Hill Education
Two Penn Plaza
New York, New York 10121

ISBN: 978-0-02-119671-5
MHID: 0-02-119671-0

Printed in the United States.

1 2 3 4 5 6 7 8 DOC 17 16 15 14 13 12

A



Genre Nonfiction



Essential Question

How do we get our food?




Apples from Farm to Table

by Paula Kramer

**PAIRED
READ**

A Dairy Treat13

A young girl with freckles is shown in profile, eating a red apple. She is wearing a pink shirt and a small butterfly earring. The background is a soft, out-of-focus pink. At the top of the page, there is a decorative border made of small green and red dots, and a white rounded rectangle containing text. The text asks who doesn't like apples and describes them as a sweet, crunchy snack that is good for you.

Who doesn't like apples?
Apples make a sweet,
crunchy snack. They're
good for you, too.

Apples
have lots
of vitamins.

Look inside an apple. Do you see the seeds? A long time ago, growers took the seeds and planted them. The seeds grew into apple trees.




(bkgd) Thinkstock/CORBIS; (inset) John Foxw/Stockbyte/Getty Images

It takes six to ten years before an apple tree grown from seed will produce fruit.

Now, there is a better way to grow apples. New apple trees can grow from pieces of old ones.



The process of growing new trees from pieces of old trees is called grafting.



Most blossoms start out pink and gradually fade to white.

Every spring, flowers grow on the big apple trees. Soon, the flowers fall off. Tiny apples start to grow where the flowers used to be.

The apples are ready to pick when they get big and ripe. Some growers let visitors pick their own apples.

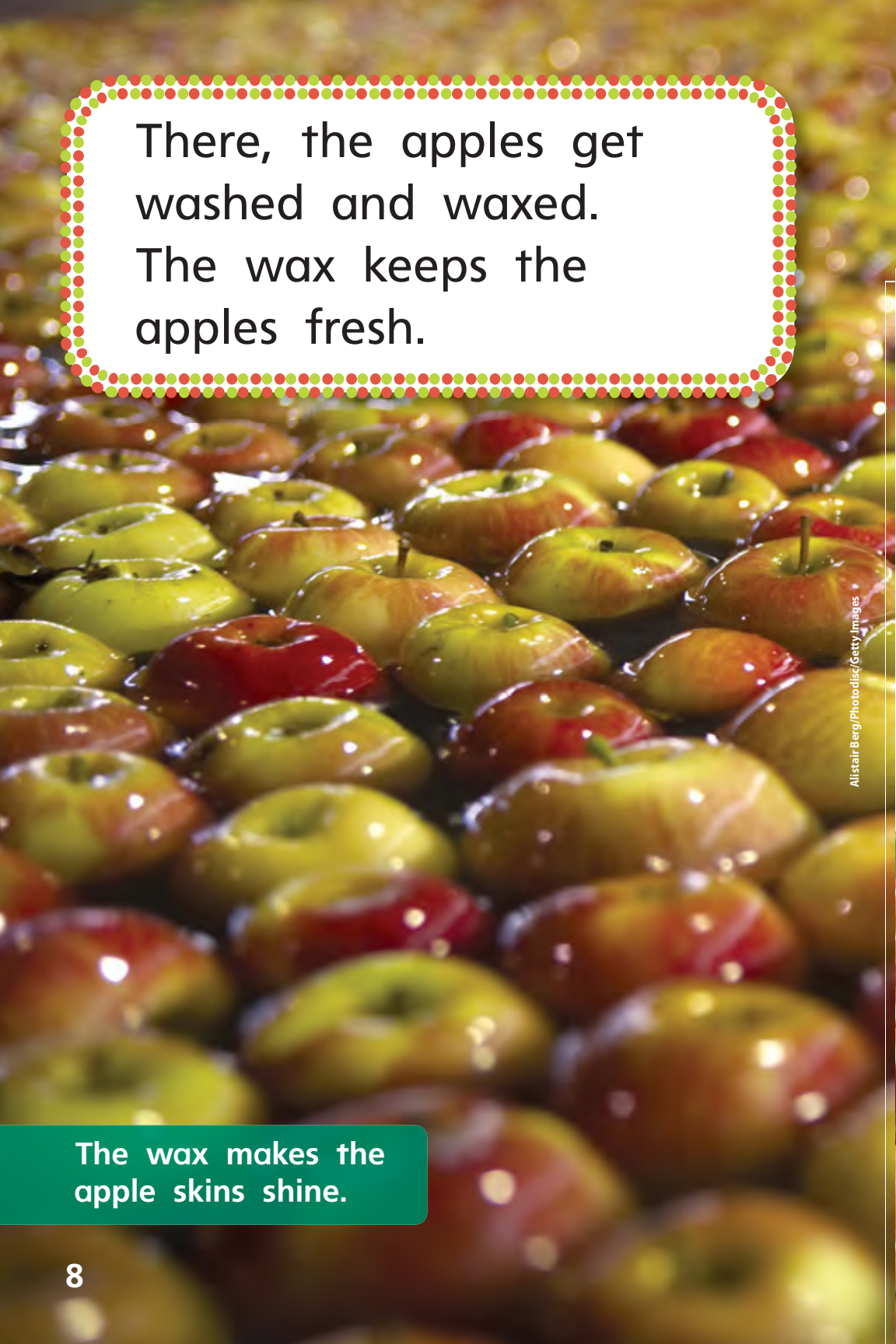


The best way to pick an apple is to twist it.



The average tree grows enough apples to fill 20 bins.

Other growers hire workers to do the picking. The workers put the apples into bins. After the bins are full, trucks take the apples to a building.



There, the apples get
washed and waxed.
The wax keeps the
apples fresh.

Alistair Berg/Photodisc/Getty Images

The wax makes the
apple skins shine.

Next, workers pack the apples into boxes. When that's done, they load the boxes onto trucks. Trucks take the apples all over the country.

Some warehouses can store apples for up to five months.



Most of the apples go to stores. People who work at the stores take the apples inside.



Most apples are transported to stores in refrigerated trucks.



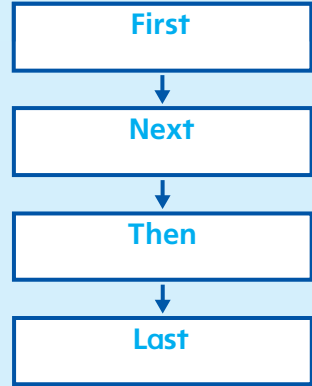
Most stores carry a wide variety of apples.

The shiny apples are stacked just so. Now they're ready for you to buy!

Respond to Reading

Retell

Use the chart to retell *Apples from Farm to Table*.



Text Evidence

1. Look at page 5. What happens first to apple trees every spring? **Sequence**
2. Look at page 7. What happens after the workers put the apples into bins? **Sequence**
3. Are the events in this book real or made up? **Genre**

Compare Texts

You read about how apples get to the store. Now read about how yogurt is made.

A Dairy Treat



Mmmm . . . yogurt! It's a delicious dairy treat. Yogurt makes a great meal or a great snack. The chart shows how yogurt is made.





| Steps | What Happens |
|-------|---|
| 1 | Fresh milk is heated. The heat kills bad germs. |
| 2 | Yogurt starter is added. This makes the milk thick and tangy. |
| 3 | The mixture is heated again. |
| 4 | The yogurt is cooled before fruit is mixed in. |
| 5 | The yogurt is poured into plastic cups and sealed. |
| 6 | The cups are packed into boxes. |
| 7 | Cooled trucks deliver the cups of yogurt to stores. |



Make Connections

Do you like apples and yogurt?

When do you eat them? [Text to Self](#)

Focus on Social Studies

Purpose To sort goods and services

What to Do

Step 1

Goods are things you buy. Things that workers do are *services*. Look at this list:

| | |
|--------|---------------|
| apples | pick apples |
| yogurt | drive a truck |
| milk | load boxes |

Step 2

Draw a chart like this one.

| Goods | Services |
|-------|----------|
| | |

Step 3

List the goods and services in the chart. Talk about your chart with a friend.

Thinkmark

The Topic

What did you learn about how apples grow? What did you learn about how apples get to stores?

Author's Purpose

Why do you think the author wrote *Apples from Farm to Table*?

Make Connections

You read about how apples and yogurt get to stores. What steps are the same? What steps are different?