


Realistic
Fiction

Thump, Jangle, Crash

by Amy Helfer
illustrated by
Michelle Dorenkamp



Mc
Graw
Hill

PAIRED
READ

How to Make Maracas

STRATEGIES & SKILLS

Comprehension

Strategy: Ask and Answer Questions

Skill: Problem and Solution

Vocabulary

color, early, instead,
nothing, oh, scrambled,
suddenly, thought

Phonics

Diphthongs *ou, ow*

Content Standards Science

Physical Science

Word count: 247**

**The total word count is based on words in the running text and headings only. Numerals and words in captions, labels, diagrams, charts, and sidebars are not included.

**Essential Question**

What sounds can you hear?
How are they made?

Thump, Jangle, Crash



by Amy Helfer

illustrated by Michelle Dorenkamp

**PAIRED
READ**

How to Make Maracas.13



Early one day, Marco saw a sign.

"Play in the band. That sounds like fun," thought Marco.

He walked into the band room.

“Can I be in the band?”
Marco asked.

“Oh, sure!” said Mr. Chin.
“What instrument will
you play?”


Marco didn't know.

“Try them all!” Mr. Chin said.




First, Marco tried drums. He sat down and tapped.

He tapped softly. Then, he tapped harder.




“Fun!” Marco thought.

Next, Marco picked up the tambourine. He shook it. Marco liked that, too.



STOP AND CHECK

What instruments has Marco tried? Which one did Marco tap?



DING-A-LING
DING-A-LING

Then Marco tried a triangle.
It made a ringing sound.

“I’d like something louder
instead,” he thought.

“What are these?” Marco asked.

“Maracas,” Mr. Chin said.

Marco took one of each color and shook them.

**CHACHA-CHA
CHACHA-CHA**



**CRASH!
CRASH!
CRASH!**



Marco clapped the cymbals.

“Not so loud!” said Mr. Chin.

Marco put them down.

STOP AND CHECK

Which instrument made
the loudest sound?

Suddenly, Marco knew what he'd play.

"See you later," Marco said.



The next day, children scrambled into the band room. Nothing was left!

“What about you, Marco?”
Mr. Chin asked.



STOP AND CHECK

What is Marco's problem?



“I wanted to play the cymbals,” Marco said.

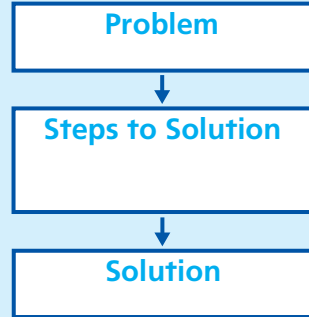
“Let’s share them!” said Doreen.

And they did.

Respond to Reading

Retell

Use the chart to retell *Thump, Jangle, Crash*.



Text Evidence

1. Look at page 3. What is Marco's problem? **Problem and Solution**
2. How does Marco solve his problem? **Problem and Solution**
3. Do you think this story could happen in real life? Why or why not? **Genre**

CCSS

Genre How-to

Compare Texts

Read how to make your own maracas.

How to Make

Maracas

Follow the steps to make your own maracas.

Step 1 Get two empty plastic bottles. They should be clean and dry. Take off any paper on the bottles.



Step 2 Put in some dried rice or small dried beans. Use a funnel or your hands.



Step 3 Put the bottle caps back on. Make sure they are tight.



Step 4 Decorate your maracas if you want. Use stickers, paint, or colored tape. Now have fun playing your maracas!



Make Connections

Look at both selections. How are cymbals and maracas the same? How are they different? **Text to Text**

Focus on Science

Purpose To sort sounds

What to Do

Step 1

Think about the sounds you hear around you.

.....

Step 2

Make a chart like this one.

Quiet Sounds	Loud Sounds

.....

Step 3

Write two quiet sounds.
Write two loud sounds.

Conclusion Talk about the sounds you heard.

Thinkmark

Setting

Where does *Thump, Jangle, Crash* take place?

Sequence of Events

What instrument did Marco try first?

What did he try last?

Make Connections

What instrument would you like to play? Why?