


Visualize

Use details to help you visualize the characters and their actions in "The Dream Catcher." Form pictures in your mind as you read.



Find Text Evidence

How does Peter feel at the beginning of the story? Use the details in the first paragraph on page 39.



I can visualize how Peter feels at the beginning of the story. He walked home. Salty tears ran down his cheeks. His stomach hurt. These details help me figure out that Peter feels sad and upset.

Your Turn

COLLABORATE



How did Peter feel when he first saw the dream catcher? Reread page 40. Visualize what happened. Then answer the question.

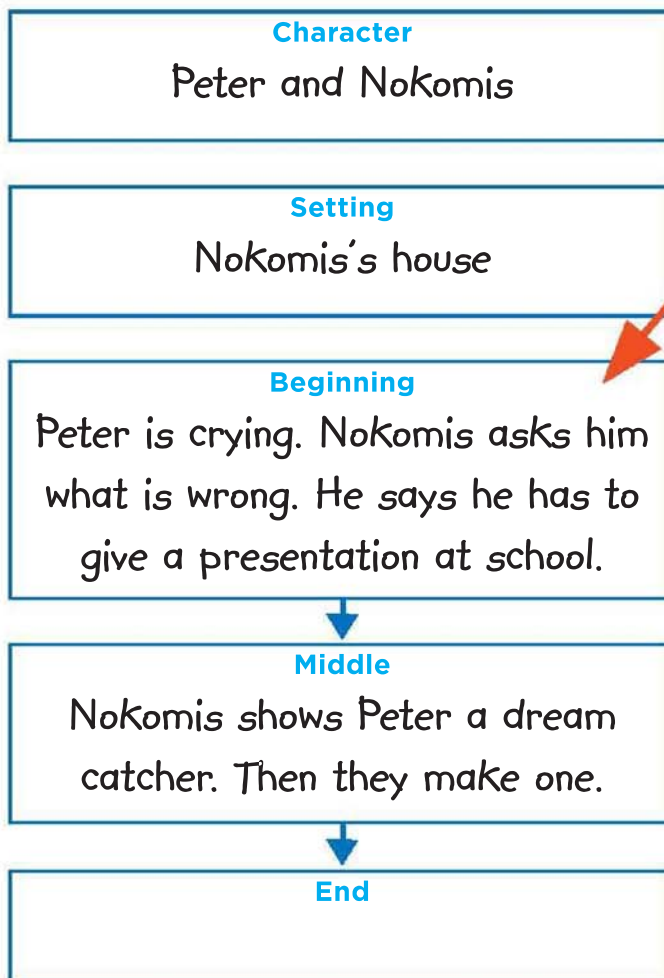
Sequence

A character's actions make up the plot, or events, in a story. Plot events are told in the order they happen. A plot always has a beginning, middle, and end.



Find Text Evidence

At the beginning of the story, I read to see what the characters say and do. Then I read on to see what happens in the middle of the story.



The events are in sequence, or time order.

Your Turn

COLLABORATE



Reread pages 42 and 43. What happens at the end of the story? List the events in order in your graphic organizer.

Go Digital!

Use the interactive graphic organizer

Realistic Fiction

“The Dream Catcher” is realistic fiction. **Realistic fiction:**


- Is a made-up story that could really happen
- Has a beginning, middle, and end
- Has illustrations and dialogue



Find Text Evidence

“The Dream Catcher” is realistic fiction. I know because the events could really happen. It also has realistic illustrations and dialogue.

page 39



Peter walked home from school. Salty tears ran down his cheeks, and his stomach hurt. He didn't know what to do. Grandmother was waiting for him on the front porch.

“What's wrong, Biyen?” said Peter's grandmother. Biyen was the Ojibwe name for Peter. He called her Nokomis, which means grandmother.

Peter looked up. “I have to give a presentation where I talk about a family **tradition**. I know we have lots of beliefs and customs. Can you **remind** me of one?”

Nokomis smiled and nodded her head.

“Come with me,” she said.

39

Illustrations Illustrations give more information or details about characters and setting.

Dialogue Dialogue is what the characters say to each other.

Your Turn

COLLABORATE



Find two things in the story that could happen in real life. Tell your partner why “The Dream Catcher” is realistic fiction.

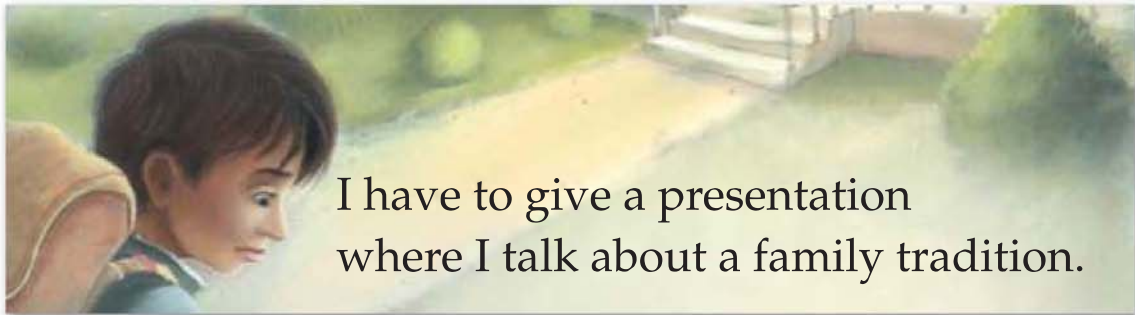
Context Clues

If you come across a word you don't know, use context clues. Look at other words in the same sentence. They can help you figure out the word's meaning.



Find Text Evidence

I read this sentence on page 39. I'm not sure I know what the word presentation means. I see the words talk about. This clue helps me figure out what presentation means. A presentation is a talk or speech.



Your Turn

COLLABORATE



Find context clues. Figure out the meanings of these words.

woven, page 40

gazed, page 42

Talk about which nearby words helped you figure out their meanings.



Readers to . . .

Writers use lively words and interesting details to help readers see and feel the events in a story. Reread this passage from “The Dream Catcher.”

Expert Model

Details

Find details that describe an event. What words did the author use to tell about the event?

Peter opened the box. He spotted a wooden hoop inside. It was in the shape of a circle. String was woven, or twisted, around the hoop. It looked like a spider web. A black bead sat near the center. Feathers hung from the bottom.

Peter wiped away his tears and smiled.



Writers



Editing Marks

- Make a capital letter.
- Make a small letter.
- Add a period.
- Add.
- Take out.

Ada wrote a story about a family tradition. Read her revisions.

Grammar Handbook

Commands and Exclamations

See page 474.

Student Model

♪ My Family Tradition ♪

Every year in May, my family goes to a big party on our street.

It is so much fun? My grandmother

gives me beads to wear. First we **traditional**

eat lots of food. Then we sing and

dance I can't wait! Come

to the party with me.

By Ada H.



Your Turn

COLLABORATE



- Identify words that describe.
- Identify a command.
- Tell how revisions improved the writing.

Go Digital!

Write online in Writer's Workspace