

Treasures

Grade 1

Grammar
AND
Writing
Handbook

**Mc
Graw
Hill** Macmillan
McGraw-Hill

25: (tl) Photodisc; (tc) David Young-Wolff/Photo Edit; (tr) Bill Tocker; (bl) Patrick Ramsey/International Stock; (br) Photodisc. 26: Richard Hutchings/Photo Edit. 28: (t) Photodisc. 38: (t) Raymond A. Mendez/Animals Animals; (b) Joe McDonald/DRK Photo. 40: (r) Mark E. Gibson/DRK Photo; (l) Michael Newman/Photo Edit. 55: (t) Richard Shiell/Animals Animals; (b) David R. Frazier. 56: (t) Photodisc; (b) Robert Glusic/Getty Images, Inc. 57: (t) M.C. Chamberlain/DRK Photo; (b) Zig Leszczynski/Animals Animals. 58: (t) Larry Ulrich/DRK Photo; (b) A. & M. Shah/Animals Animals. 59: (t) M. H. Sharp/Photo Researchers Inc.; (b) Pete Saloutos/The Stock Market. 60: (t) Henry Ausloos/Animals Animals; (b) T. Kitchin/Tom Stack & Associates. 61: (t) John Gerlach/DRK Photo; (b) Mike Penney/ David R. Frazier Photolibrary. 62: David R. Frazier

The **McGraw-Hill** Companies



Published by Macmillan/McGraw-Hill, of McGraw-Hill Education, a division of The McGraw-Hill Companies, Inc., Two Penn Plaza, New York, New York 10121.

Copyright © by Macmillan/McGraw-Hill. All rights reserved. No part of this publication may be reproduced or distributed in any form or by any means, or stored in a database or retrieval system, without the prior written consent of The McGraw-Hill Companies, Inc., including, but not limited to, network storage or transmission, or broadcast for distance learning.

Printed in the United States of America

ISBN 0-02-196939-6

1 2 3 4 5 6 7 8 9 (073) 09 08 07 06 05



Contents

Grammar

- 2 Sentences
- 3 Nouns
- 5 Verbs
- 9 Adjectives
- 11 More About Sentences
- 14 Pronouns

Mechanics and Usage

- 16 Sentence Punctuation and Capital Letters
- 18 Abbreviations
- 19 Apostrophes and Contractions
- 20 Letter Punctuation
- 21 Book Titles

Build Skills

- 22 Study Skills
- 23 Vocabulary
- 32 Spelling

Writing

- 36 Writing Forms

Troubleshooter

- 41 Troubleshooter

Dictionary

- 55 Dictionary



Grammar • Sentences

RULE 1

Sentences

- A **sentence** is a group of words.
- A **sentence** tells a complete thought.
The children play at the park.
- Every sentence begins with a capital letter.
- A **statement** is a sentence that tells something.
The man has a book.
- A **question** is a sentence that asks something.
Who is he?
- An **exclamation** is a sentence that shows strong feeling.
What a good story!

Practice

Write the correct end mark for each sentence.

1. I love my pet .
2. Will is a cat .
3. Where is Will ?
4. He rests on the bed .
5. Will is the best cat of all !



Grammar • Nouns

RULE 1

Nouns and Proper Nouns

- A **noun** names a person, place, or thing.

↓ ↓ ↓
girl zoo hat

- Nouns for **special names** begin with a capital letter.

- **People** and **pets** have special names.

Kate Lee Rick Wills Spot

- The **name of each day** begins with a capital letter.

Tuesday Friday Sunday

- The **name of each month** begins with a capital letter.

January May August

Practice

Draw a **circle** around each noun.

1. This is my **school**.
2. **Sam** is my **pal**.
3. The best **month** is **June**.
4. The **week** begins on **Sunday**.
5. This **game** is fun!



Grammar • Nouns

RULE 2

Plural Nouns

- Add **s** to some nouns to make them name more than one.

spider + s = spiders **web + s = webs**

- Add **es** to nouns that end with **ss**, **sh**, **ch**, **s**, and **x** to make them plural.

bench + es = benches **box + es = boxes**

glass + es = glasses **wish + es = wishes**

- Some nouns that name more than one do not end in s or es.

foot → **feet**

tooth → **teeth**

child → **children**

man → **men**

mouse → **mice**

goose → **geese**

Practice

Write the plural form for each noun.

1. mask **masks**
2. class **classes**
3. dish **dishes**
4. bus **buses**
5. woman **women**



Grammar • Verbs

RULE 1

Verbs

- A **verb** is a word that shows action.

Tam **sings** a song.

- Some verbs tell about now. Add **s** to these verbs.

Tam **puts** on her hat.

- Some verbs tell about the past. Add **ed** to these verbs.

Dan **looked** for his dog.

Practice

Draw a **circle** around each verb. Does it tell about now or the past?

1. Rick **bakes** a cake. *now*
2. Meg **picked** the plates. *past*
3. Jill **helped** them, too. *past*
4. She **takes** the spoons out. *now*
5. We **jump** up and down. *now*



Grammar • Verbs

RULE 2

Is and Are, Was and Were

- Use **is** to tell about one person or thing.
The girl **is** happy.
- Use **are** to tell about more than one.
The two girls **are** happy.
- Use **was** and **were** to tell about the past.
- Use **was** to tell about one person or thing.
My cat **was** lost.
- Use **were** to tell about more than one.
The birds **were** fed.

Practice

Write **is**, **are**, **was** or **were** to complete each sentence.

1. Jim (is, are) with Nick. **is**
2. Mom and Dad (was, were) in the truck. **were**
3. Jan (was, were) on her way. **was**
4. My pals (is, are) late. **are**
5. We (is, are) happy. **are**



Grammar • Verbs

RULE 3**Has and Have**

- The verbs **has** and **have** tell about now.
- Use **has** to tell about one person or thing.
Max **has** new boots.
- Use **have** to tell about more than one.
We **have** new hats.

RULE 4**Go and Went**

- Use the verbs **go** and **goes** to tell about now.
We **go** to school.
Jack **goes**, too.
- Use the verb **went** to tell about the past.
We **went** on a trip yesterday.

Practice

Choose a word from the box to complete each sentence.

has have go goes went

1. Sam has a fish.
2. Kris goes to the pet shop today.
3. The children have an ant farm.
4. I went to the pet shop yesterday.



Grammar • Verbs

RULE 5

Do, Did, See, Saw, Say, Said

- Use the verbs **do**, **does**, **see** and **say** to tell about now.

I **do** my work now. Tam **does** her work, too.
Jas **sees** the moon. We **say** we will sleep.

- Use the verbs **did**, **saw** and **said** to tell about the past.

Yesterday we **did** our work well.
We **saw** the sun.
Dad **said** he would read to us.

Practice

Draw a circle around the correct verb.

1. Meg (do, does) her work well.
2. She (do, did) work hard last week.
3. I (see, saw) Meg yesterday.
4. Now we (see, saw) our pals.
5. I (say, said) I am glad to see them now.



Grammar • Adjectives

RULE 1

Adjectives

- An **adjective** is a word that tells about a person, place, or thing.
- Some adjectives tell how things **smell**, **taste**, **look**, **sound**, or **feel**.
The water feels **cold**.
- Adjectives can tell about the **weather**, **name a color**, or tell about **feelings**.
It is a **sunny** day.
She has a **green** dress.
Kyle is **sad**.
- Some adjectives tell **how many**.
I ate **one** salad.
Ms. Li has **three** cats.

Practice

Draw a line under each adjective.

1. Mimi climbs a tall tree.
2. The leaves blow on a windy day.
3. What a pretty sight!
4. The boy throws one ball.
5. The dog is happy.



Grammar • Adjectives

RULE 2

Adjectives That Compare

- Add **er** to adjectives to compare two people, places, or things.

My dog is **older** than my cat.

- Add **est** to compare three or more people, places, or things.

My bird is the **oldest** of all the birds.

Practice

Write the correct adjective.

1. That dress is (longer, longest) than this coat. **longer**
2. My coat is (lighter, lightest) than that one. **lighter**
3. Which hat is the (smaller, smallest) of all? **smallest**
4. The blue skirt is (prettier, prettiest) than the green skirt. **prettier**
5. My pants are the (darker, darkest) of all the pants. **darkest**



Grammar • More About Sentences

RULE 1

Subjects

- The **naming part** of a sentence can also be called the subject.
- The **subject** tells who or what the sentence is about.

Mike reads a riddle. **The riddle** is funny.

RULE 2

Predicates

- The **action part** of a sentence can also be called the **predicate**.
- The **predicate** tells what the subject does.

Myra **helps her sister**.

Practice

Draw a line under the subject of each sentence.

Draw a circle around the predicate of each sentence.

1. Maria owns a flower shop.
2. The roses are beautiful.
3. Plants need water to live.
4. The flowers are red.
5. Mike works in the shop, too.



Grammar • More About Sentences

RULE 3

Combining Subjects

- Sometimes two sentences have the same predicate but different subjects.
- Then you can join the two subjects. Use the word **and** between the two subjects to make a new sentence.

Lucia got flowers. **Kathy** got flowers.

Lucia and Kathy got flowers.

Practice

Use **and** to combine the underlined parts. Tell the new sentence.

1. Boys went to the shop. Girls went to the shop.
Boys and girls went to the shop.
2. Jess saw vases. Floyd saw vases.
Jess and Floyd saw vases.
3. Plants are sold. Flowers are sold.
Plants and flowers are sold.



Grammar • More About Sentences

RULE 4

Combining Predicates

- Sometimes two sentences have the same subject but different predicates.
- Then you can join the two predicates. Use the word **and** between the two predicates to make a new sentence.

Jake **sits**. Jake **reads**.

Jake **sits and reads**.

Practice

Use **and** to combine the underlined parts. Tell the new sentence.

1. Mark cuts. Mark folds. **Mark cuts and folds.**
2. Pablo draws. Pablo paints. **Pablo draws and paints.**
3. We play the drums . We play the harp. **We play the drums and the harp.**
4. Billy runs. Billy jumps. **Billy runs and jumps.**



Grammar • Pronouns

RULE 1

He, She, It, They

- A **pronoun** is a word that takes the place of a noun.
- **He, she, and it** are pronouns that tell about one.
José → **he** Tanya → **she** book → **it**
- **They** is a pronoun that tells about more than one.
Ken and Tess → **They**

Practice

Look at the word or words in dark type. Tell a pronoun that can take its place.

1. **Tess** has a jump rope. *She*
2. **The jump rope** is green. *It*
3. **Ken** lives next door. *He*
4. **Mom** helps turn the rope. *She*
5. **Matt and Jen** want to play, too. *They*



Grammar • Pronouns

RULE 2

I and Me, We and Us

- **I**, **me**, **we** and **us** are pronouns.
- Use **I** and **we** as the subject of a sentence.
I give Pam my book.
We read the book.
- Use **me** and **us** in the predicate of the sentence.
Pam gives **me** the book.
The baby smiles at **us**.

Practice

Draw a circle around the correct pronoun.

1. _____ want to play.
I Me
2. Can Nick play with _____ ?
I **me**
3. _____ sing to Cara.
We Us
4. Then Cara reads to _____.
we **us**
5. _____ pick a good book.
We Us



Mechanics • Sentence Punctuation

Sentences

- Every sentence ends with an end mark.
- A statement is a sentence that tells something. It ends with a **period**.

I have a bird named Dot.

- A question is a sentence that asks something. It ends with a **question mark**.

Do you like birds?

- An exclamation is a sentence that shows strong feeling. It ends with an **exclamation mark**.

What a fun bird she is!



Mechanics • Capital Letters

Capitals

- Begin a sentence with a **capital letter**.

We swim in the pool.

- Use a capital letter to write **I** or a **special name**.

Jim and **I** play ball.

- Begin the names of **days of the week** and **months** with capital letters.

Wednesday **September**

Practice

Add the correct end mark to each sentence. Draw a **circle** around letters that should be capital letters.

1. **w**here is **d**ot ?
2. **s**he rests in the sun .
3. **o**h, look at her run !
4. **d**ot is my pal .
5. **i** have lots of fun with her !



Mechanics • Abbreviations

Abbreviations

- An **abbreviation** is a short form of a word.
- Begin an abbreviation with a **capital letter**.
- End it with a **period**.

Dr. Long **Mr. Bill**

Mrs. Lee **Ms. Apple**

Practice

Draw a **circle** around the abbreviation in each sentence. Then write each sentence correctly.

1. **Ms** Wong has a sick pet. *Ms. Wong has a sick pet.*
2. **dr** bell is the vet. *Dr. Bell is the vet.*
3. Will **mr** French help the vet? *Will Mr. French help the vet?*
4. The sick pet is called **mrs** Smith! *The sick pet is called Mrs. Smith!*
5. **mr** Fox has a sick pet, too. *Mr. Fox has a sick pet, too.*



Mechanics • Contractions and Apostrophes

Contractions and Apostrophes

- A **contraction** is a short form of two words.
- Use an **apostrophe** ' to show where a letter or letters are missing.

is not = **isn't**

are not = **aren't**

was not = **wasn't**

were not = **weren't**

has not = **hasn't**

have not = **haven't**

do not = **don't**

did not = **didn't**

does not = **doesn't**

Practice

Use an apostrophe in place of the **o** in **not**.

Write each contraction.

1. have not **haven't**

2. did not **didn't**

3. is not **isn't**

4. are not **aren't**

5. do not **don't**

6. was not
wasn't



Mechanics • Letter Punctuation

Capitals and Commas

- Begin each word in the greeting of a letter with a **capital letter**.

Dear Hank, **Dear Grandma,**

- Use a comma **after the greeting**.

Dear Sally,

- Begin the first word in the closing of a letter with a capital letter. Use a comma **after the closing**.

Your pal,

Practice

Complete this letter to a friend. Add a greeting and a closing. Sign your name. Remember to use capitals and commas correctly.

_____ ← **Greeting**

Do you want to play with
me after school? I have a
new game.

_____ ← **Closing**

_____ ← **Your name**



Mechanics • Book Titles

Book Titles

- Begin the first word of a book title with a capital letter.
- Begin other important words in the title with a capital letter.

Caps for **S**ale

Practice

Write each title correctly.

1. my dog's the best! *My Dog's the Best!*
2. sitting in my box *Sitting in My Box*
3. a day at the zoo *A Day at the Zoo*
4. where's the cat? *Where's the Cat?*
5. max in school *Max in School*
6. red fox *Red Fox*
7. goodnight moon *Goodnight Moon*
8. the little red hen *The Little Red Hen*



Library

DEFINITIONS AND FEATURES

- A **library** has books. A library has newspapers, magazines, tapes, and computers, too.
- Books that tell stories are called **fiction**. They are arranged in ABC order by the author's last name.
- Books that tell facts are called **nonfiction**. They are grouped by topic.
- A library has dictionaries and encyclopedias. They are kept in the **reference** section.

Practice

Draw a circle around the answer to each question.

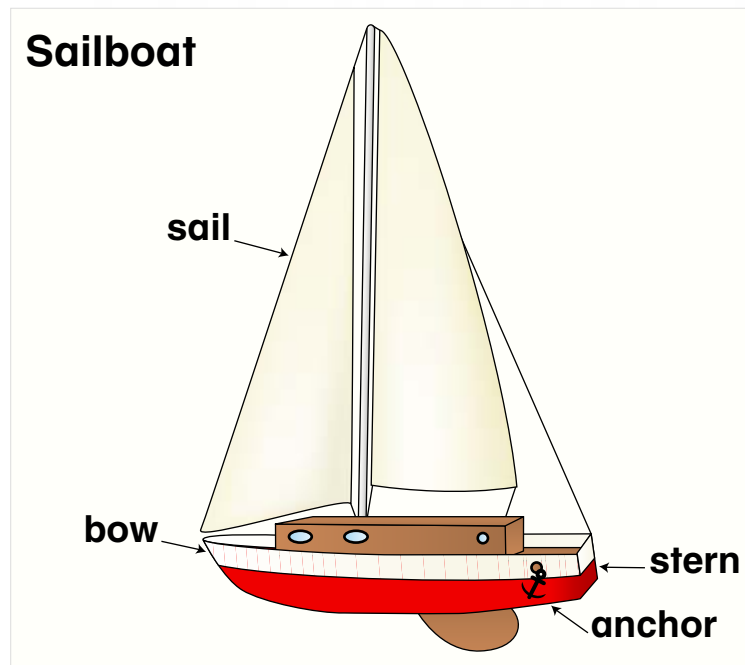
1. What kind of book tells a story about a talking hippo?
fiction nonfiction
2. What kind of book gives facts about cats?
fiction nonfiction
3. What kind of book would you find in the reference section?
fiction encyclopedia



Diagram

DEFINITIONS AND FEATURES

- A **diagram** is a special drawing. It shows the parts of something. It can show how something works.
- The **title** tells what the diagram is about.
- **Labels** name the parts of the diagram.



Practice

Use the diagram to answer the questions.

1. What is the front of the boat called? the bow
2. What is the back of the boat called? the stern
3. What does the wind blow against? the sail
4. What could you use to keep the boat in one spot?
the anchor



Schedule

DEFINITIONS AND FEATURES

- A **schedule** is a kind of chart. It shows things that will happen in **time order**.
- A schedule can show the things someone will do in a day or a week.

Mr. Green's Class
Our Morning

9:00	Show and Tell
9:30	Reading
10:30	Writing
11:00	Recess
11:30	Library
12:00	Lunch

Practice

Use the schedule to answer the questions.

1. What happens at 9:00? **Show and Tell**
2. What time does the class go to the library? **11:30**
3. Which comes first, Reading or Writing? **Reading**
4. What does the class do just before lunch? **go to the library**



Timeline

DEFINITIONS AND FEATURES

- A **timeline** shows when things happened.
- You read a timeline from left to right.

Anna's Week



Monday

Went to
the store

Tuesday

Went to
see Grandma



Wednesday

Rode bike
in the park

Thursday

Went to
the farm

Friday

Played
with Suki



Practice

The timeline shows a part of Anna's week. Use it to answer the questions.

1. What day did Anna visit Grandma? Tuesday
2. What did Anna do on Thursday? went to the farm
3. When did Anna ride her bike? Wednesday



Dictionary

DEFINITIONS AND FEATURES


- A **dictionary** is a book. It tells what words mean.
- The words in the dictionary are called **entry words**. They are arranged in ABC order.
- There are two **guide words** at the top of the page. They tell the first and last word on the page.
- A **sample sentence** shows how to use the word.

baby > **banana** ← **Guide words**

Entry word → **baby** A very young child or animal. My little sister is still a **baby**.

Sample sentence → **bake** To cook in the oven. Dad will **bake** a cake.

Meaning → **banana** A yellow fruit. I like to eat **banana** pie.



banana

Practice

Use the dictionary page to answer the questions.

1. What does a dictionary tell you? *the meanings of words*
2. Which word is the name of a fruit? *banana*
3. Read the entry words. How many are there? *three*
4. Read the sample sentence for **bake**. *Dad will bake a cake.*
5. What are the guide words for this page? *baby, banana*



Card Catalog

DEFINITIONS AND FEATURES

- The **card catalog** has information about all the books in the library. Some card catalogs are on computers.
- Each book has a **title card**, an **author card**, and a **subject card**.
- The **call number** can help you find the book.

Subject Card

Dogs

j636.7 Cole, Joanna
 A Dog's Body
 William Morrow & Co.
 © 1986

Author Card

Cole, Joanna

j636.7 Cole, Joanna
 A Dog's Body
 William Morrow & Co.
 © 1986

Title Card

A Dog's Body

j636.7 Cole, Joanna
 A Dog's Body
 William Morrow & Co.
 © 1986

Practice

Use the cards above to answer these questions.

1. What is the title of the book? *A Dog's Body*
2. What is the subject of this book? *dogs*
3. Who is the author of this book? *Joanna Cole*



Computer

DEFINITIONS AND FEATURES

- You can use a **computer** to type.
- Then you can **print** out what you type.
- Each letter has a **key**. You press the key to type the letter.
- All the keys are on the **keyboard**.
- The **delete** key lets you erase what you wrote.
- The **mouse** lets you move around the computer screen.



Practice

Use the computer screen to answer the questions.

1. What sentence is typed on the screen? **"This is fun!"**
2. What do you use to type letters on the screen? **keyboard**
3. What do you use to move around the computer screen?
the mouse



Vocabulary

RULE 1**Question Words**

These words are often used at the beginning of questions.

Who**What****Where****Why****When****How****RULE 2****Nouns**

A **noun** names a **person**, **place**, or **thing**.

People**Places****Things**

boy

school

ant

girl

house

tree

baby

park

book



Vocabulary

RULE 3

Verbs

A **verb** is a word that shows **action**.

run	jump	play
sing	clip	look
kick	twist	eat
read	swim	paint
brush	clap	shout
throw	help	give
skip	go	carry



Vocabulary

RULE 4**Antonyms**

An **antonym** is a word that means the opposite of another word.

stop go | up down | happy sad

Can you think of other antonyms? Write some in your journal.

RULE 5**Synonyms**

A **synonym** is a word that has the same or almost the same meaning as another word.

see look | fast quick | small little

Can you think of other synonyms? Write some in your journal.

RULE 6**Homonyms**

A **homonym** is a word that sounds like another word but has a different meaning and spelling.

be bee | eight ate | one won

Can you think of other homonyms? Write some in your journal.



Spelling

Difficult Words to Spell

Some words are difficult to spell. When you write, use this list to check your spelling.

again	close	myself	than
along	color	off	their
always	fine	our	tired
another	hear	please	together
any	hurt	pretty	toys
anything	letter	right	until
around	might	soon	which
because	money	started	while
been	morning	sure	white



Spelling

Words You Often Use

These are words that writers often use in their writing. How many of these words can you spell correctly?

a	did	him	no	then
about	do	his	not	there
after	don't	home	of	they
all	for	I	on	this
an	friend	if	one	time
and	from	in	out	to
are	fun	is	people	up
at	get	it	play	us
be	go	just	said	very
big	going	know	saw	was
but	got	like	see	we
by	had	little	she	went
came	has	lot	so	were
can	have	make	some	with
could	he	me	the	you
day	her	my	their	your



Spelling

Rules

These rules can help you spell many words.

1. Add **s** to most words to tell about more than one.

hat → **hats** **bug** → **bugs**

2. Add **s** to verbs used with **he**, **she**, or a **person's name**.

Rick hops. **He hops**.

3. In a one-syllable word that has a vowel and an **e** separated by a consonant, the first vowel is long and the **e** is silent.

take **rope**

4. The letter **q** is always followed by **u**.

quit **queen**

5. No English words end in **j**, **q**, or **v**.



Spelling

Strategies

These tips can help you become a better speller.

1. Remember to use the right homonym in your writing, such as **I** or **eye**.
2. Use the spell-check on a computer. Be careful! If you write a word that sounds like the word you need, spell-check will not catch the mistake.
3. Rhyming words are often spelled alike. Use the word you know to spell a new word.
b + ug = bug **r + ug = rug**
4. Think of times when you have seen the word you want to write. Think of how it looked. Write the word in different ways to see which one looks correct.
5. Use the dictionary to look up spellings of words.
6. Study words that do not match spelling patterns or rules.
7. Keep a notebook. Write words you have trouble spelling.



Writing Forms

Thank-You Letter

A **thank-you letter** is a special letter. Thank-you letters thank someone for a gift or for doing something special.

Dear Grandma,

This is the **greeting**.
Use a comma.

Thank you for the paints.

I like all the colors in the set.

I will paint a picture for you.

This is the **body**
of the letter.
Thank a person
for something.

Love,

This is the **closing**.
Use a comma.

Kim

This is your
signature.

GUIDELINES FOR WRITING

A THANK-YOU LETTER

- Think of someone you want to thank.
- Remember to use a greeting and a closing.
- Write the words “Thank you” in your letter.
- Tell why you like your gift.

Practice

Think of someone who did something nice for you. Write a thank-you letter to that person. Make sure commas are in the right places.



Writing Forms

Invitation

An **invitation** is a note or a short letter. It is used to invite someone to an event.

Please come to my tea party. ← **What is happening?**

It is on Saturday, July 10. ← **When?**

The party is at my house at
15 Garden Street. ← **Where?**

Your friend,

Teri ← **Who?**

GUIDELINES FOR WRITING

AN INVITATION

- Tell about what kind of event it is.
- Tell when it is. Write the date.
- Tell where it is. Write the address.
- Tell the person if they need to bring something.
- Sign your name.

Practice

Pretend you are planning a party. Design and write an invitation.



Writing Forms

Riddle

A **riddle** is a kind of puzzle. It gives clues. The reader uses the clues to answer a question.

It has six legs.
It is small and black.
It makes a hill.
What is it?



GUIDELINES FOR WRITING

A RIDDLE

- Think of an animal or a thing.
- Tell three things about it.
- Do not tell the name of the thing.
- End your riddle with “What is it?”

Practice

Make up a riddle.

Think of something and write three clues about it.

Then ask a classmate to answer your riddle.



Writing Forms

Rhyme

A **rhyme** is like a poem. Rhymes should have some lines that end with the same sound.

There was an old woman.

She lived in a shoe.

She had so many children.

She didn't know what to do.

Shoe and do
are rhyming
words.

Humpty Dumpty sat on the wall.

Humpty Dumpty had a great fall.

Wall and fall
are rhyming
words.

GUIDELINES FOR WRITING

A RHYME

- Think of words that sound the same.
- Think of a silly story.
- Write your rhyming words at the ends of the lines.

Practice

Write a rhyme. Then read your rhyme to a classmate.



Writing Forms

Captions

A **caption** is a sentence or a group of words that helps explain a picture.



The bus helps children get to school.



Crossing Guard

These captions tell about the pictures.

GUIDELINES FOR WRITING

CAPTIONS

- Tell something interesting about the picture.
- Use words to describe the picture.
- Use the correct end marks.

Practice

Paste a picture or a photo on a piece of paper.
Write a caption for your picture. Share it with your class.



Table of Contents

- 42 Incomplete Sentences
- 45 Plural Nouns: -s and -es
- 47 Lack of Subject/ Verb Agreement
- 49 Irregular Past Tense
- 51 Adjectives That Compare
- 53 Incorrect Use of Pronouns: *I* and *me*



Incomplete Sentences

- A **sentence** is a group of words.
- A **sentence** has end punctuation.
- A **sentence** tells a complete thought.

Problem 1

A group of words that does not have end punctuation.



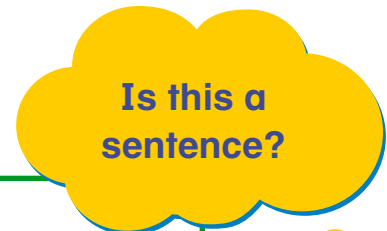
Incorrect: I draw on the paper

Solution 1

A sentence ends in a period, a question mark, or an exclamation mark.



Correct: I draw on the paper.



Practice Draw a line under each sentence that is correct.

1. I hang up my jacket.
2. I sit at the desk
3. Scott hands me the paper.
4. Do you like to draw
5. Art class is fun!

Problem 2

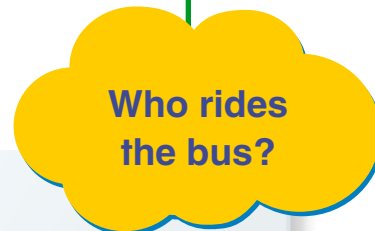
A group of words that does not tell a complete thought.



Incorrect: Rides the bus.

Solution 1

A sentence tells a complete thought. You must tell who rides the bus.



Correct: Marta rides the bus.



Practice Draw a line under each group of words that is a sentence.

1. I sit with Tommy.
2. We sing on the bus.
3. with Pam.
4. I see the school.
5. Off the bus.

Problem 3

A group of words that does not tell a complete thought.



Incorrect: The bus.

Solution 3

A sentence tells a complete thought.

You must add words to tell about the bus.

What about the bus?



Correct: The bus stops here.



Practice Draw a circle around each group of words that is a sentence.

1. The school bus.
2. My pal gets on the bus.
3. The teacher.
4. Miss Ham helps us.
5. We go to class.

Plural Nouns: -s, -es

- Add **s** or **es** to make some nouns name more than one.

Problem 1

Not adding **s** to a noun to name more than one.



Incorrect: The girl has two dog.

Solution 1

Add **s** to **dog** to make it name more than one.



Correct: The girl has two dogs.

Do these nouns name more than one?

Problem 2

Not adding **es** to a noun to name more than one.



Incorrect: I made three wish.

Solution 2

Add **es** to nouns that end with **s**, **ss**, **ch**, **sh**, and **x**.



Correct: I made three wishes.



Practice Complete each sentence with the correct noun. Write the noun on the lines.

1. Jill wants a _____ pet.
pet, pets

2. She looks at two _____ ducks.
duck, ducks

3. She sees three _____ cats.
cat, cats

4. Jill picks a black _____ dog.
dog, dogs

5. She buys two _____ dishes for it.
dishes, dishes

Lack of Subject/Verb Agreement

- Add **s** to most verbs to tell what one person or thing does now.
- Verbs that tell what more than one person or thing does do not end in **s**.

Problem 1

Using a plural verb with a noun that names one person or thing.



Incorrect: One girl jump.

Solution 1

Add an **s** to the verb.



Correct: One girl jumps.

How many girls jump and clap?

Problem 2

Using a verb that tells about one person or thing with a plural noun.



Incorrect: Two girls claps.

Solution 2

Do not add an **s** to the verb.



Correct: Two girls clap.



Practice Complete each sentence with the correct verb. Write the verb on the lines.

1. The girls _____ **hop** _____.
hop, hops

2. Greg _____ **runs** _____.
run, runs

3. The dog _____ **digs** _____.
digs, dig

4. My sister _____ **hits** _____ the ball.
hit, hits

5. Tam _____ **claps** _____ for us.
clap, claps

Past Tense Irregulars

- Most verbs add **ed** to tell about the past.
- Some verbs have special spellings to tell about the past.

Problem 1

Using **ed** with a verb that has a special past spelling.



Incorrect: Kim goed home.

Solution 1

You need to use **went** to tell about the past.



Correct: Kim went home.

What are the correct past forms of these verbs?

Problem 2

Not using the correct past spelling.



Incorrect: I see her yesterday.

Solution 2

Use the special spelling of the irregular verb.



Correct: I saw her yesterday.



Practice Write the verb that tells about the past.

1. The children _____ **went** _____ to the play.
go, went

2. They _____ **saw** _____ a funny man.
see, saw

3. A dog _____ **did** _____ tricks, too.
did, does

4. Jill _____ **said** _____ she was glad.
say, said

5. She _____ **had** _____ a good time.
have, had

Adjectives That Compare

- Add **er** to an adjective to compare two nouns.
- Add **est** to an adjective to compare more than two nouns.

Problem 1

Using **est** when two nouns are compared.



Incorrect: Bob is tall, but Juan is tallest.

Solution 1

Use **er** to compare two nouns.



Correct: Bob is tall, but Juan is taller.

Problem 2

Using **er** when more than two nouns are compared.



Incorrect: These green grapes are the sweeter of all the grapes.

Solution 2

Use **est** to compare more than two nouns.



Correct: These green grapes are the sweetest of all the grapes.

How many are you comparing?



Troubleshooter

Practice Draw a circle around the word that completes each sentence.

1. Tim is _____ than Franco.

older, oldest

2. Pat is the _____ of the three.

older, oldest

3. Franco can jump _____ than Pat.

higher, highest

4. Tim runs the _____ of all.

faster, fastest

5. Pat is _____ than Franco.

slowest, slower

Incorrect Use of Pronouns: *I* and *Me*

- **I** is used as the subject of the sentence.
- **Me** is used in the predicate.

Problem 1

Using **me** as the subject.



Incorrect: Joe and me ride our bikes.

Solution 1

Use **I** as the subject of a sentence.



Correct: Joe and I ride our bikes.

Is the subject me? Is the predicate I?

Problem 2

Using **I** in the predicate.



Incorrect: Tess saw Ben and I.

Solution 2

Use **me** in the predicate of a sentence.



Correct: Tess saw Ben and me.



Practice Complete each sentence. Write **I** or **me**.

1. Mom and _____ go to the book shop. **I**

2. This book looks good to _____. **me**

3. _____ will take it home. **I**

4. Mom helps _____ read it. **me**

5. Then _____ read it to Mom. **I**



animal > **body**

Aa

animal An **animal** is a living thing that is not a plant.

ant An **ant** is a small crawling insect that lives in a group.

Bb

bee A **bee** is a black and yellow insect with four wings.

boat A **boat** is something used to travel on water.



body A **body** is all of a person or an animal.



boy > city

boy A **boy** is a male child.

bug A **bug** is a kind of insect.



butterfly A **butterfly** is an insect with four large colorful wings.

Cc

cat A **cat** is an animal with soft fur and a long tail.

city A **city** is a place where many people live and work.





dog > **frog**


Dd

dog A **dog** is an animal that has four legs and barks.

duck A **duck** is a bird with webbed feet that help it swim.

Ff

fish A **fish** is an animal with fins that lives in the water.



flower A **flower** is the colorful part of a plant that makes seeds.

frog A **frog** is a small animal that lives in or near water.





girl > **lion**

Gg

girl A girl is a female child.

Hh

hill A hill is a high area of land.



Jj

jump Jump means to go up in the air using your legs and feet.

Ll

ladybug A ladybug is a small black and red insect.

lion A lion is a large wild cat.





mask > pond

Mm

mask A **mask** is something you wear over your face.

morning The **morning** is the early part of the day.

mouse A **mouse** is a very small animal with a long, thin tail.



Pp

pig A **pig** is an animal with a fat body, short legs, and a curly tail.

play **Play** means to do something for fun.

pond A **pond** is a small body of water with land all around it.





port > **sheep**

port A **port** is a place near an ocean or river where ships come in.



Rr

run To **run** is to move very quickly with your legs.

Ss

school A **school** is a place where people go to learn.

sheep A **sheep** is an animal that can be raised for its wool.





ship > **wagon**

ship A **ship** is a large boat that travels on the ocean.

sister A **sister** is a female who has the same parents as another person.

skit A **skit** is a short play.

snake A **snake** is a long, thin animal with no legs.



spider A **spider** is a small animal with eight legs that sometimes spins a web.



Ww

wagon A **wagon** is a low, four-wheeled cart used to carry things.



water > **where**

water **Water** is the part of the earth that is not land.



web A **web** is something a spider makes to catch food.

what **What** is a question word that asks to name a thing.

wing A **wing** is a part that helps something fly.

who **Who** is a question word that asks to name a person or group.

where **Where** is a question word that asks to name a place.