



## Social Studies

### Genre

**Nonfiction** gives information about a topic.



### Text Feature

A **Diagram** is a picture that shows the parts of something.

### Content Words


**grow**  
**kernels**  
**factory**



Find out more about helping out at [www.macmillanmh.com](http://www.macmillanmh.com)

# From Wheat to Bread


How does wheat **grow**?  
How do we use it?



**Seeds**

Wheat starts as a little seed.  
Farmers plant the seeds.





**A Wheat Plant**

The little plants have to get sun.  
They have to get water.  
They will grow to be big.




Now the wheat is tan.  
The farmer picks off the **kernels**.  
The kernels are good to eat.





The kernels go to a **factory**.  
Here they are crushed.  
The little bits of wheat are flour.





We use flour to make bread.  
We use it in good things to eat.  
That is what we do with wheat!

### **Connect and Compare**

Where does bread come from? Who helps Little Red Hen make bread? Who helps make bread in "From Wheat to Bread"?



## Writing

### Plural Nouns

Add **-s** to make some nouns name more than one.

# How to Make a Snack

Eva wrote about how to make a snack.



## How to Make a Snack

1. Get some nuts.
2. Get some grapes.
3. Mix and eat!



## Your Turn

Think about a snack you like.

Write a how-to list.



### Writer's Checklist

- Are the steps in the right order?
- Do the nouns that mean more than one end with *s*?
- Does each sentence begin with a capital letter?