



# SAY WHAT YOU SEE



Scan to review worksheet

Expemo code:  
15RE-U7JD-21TL

## 1

### Warm up

Choose the best preposition to complete each question about the photo at the top of the page. Then answer the questions.

1. What's this picture **by / from / of** ?
2. Who is **at / in / on** the middle of the photo?
3. Who is **at / in / on** the right?
4. What can you see **at / in / on** the bottom of the photo?
5. What can you see **at / in / on** the background?

Think of three situations when you might talk about or describe a photo.

## 2

### Listening

Listen to this part of a speaking exam. Compare the student's description of the photo to your ideas from the Warm up.



1. What's the same and what's different?
2. How long do you think the student spoke for?



Listen again and choose the best option to complete the description.

1. OK. There **is / are** two people in this photo.
  2. **There 's / are** an older woman in the middle.
  3. She **talks / is talking** to a younger man, on the right.
  4. I think they **work / were working** together or **can be / maybe** she's his teacher.
  5. **They talking / They're talking** about a photo and **there / their** are more photos at the bottom of the picture.
  6. They **look like / look** very happy with **there / their** work.
  7. Their office is in the background, or **perhaps / seems** it's a school.
- What's the difference between these three words? **their / there / they're**
  - Are they pronounced differently?

### 3

### Language point

When we talk about pictures, we usually use this language.

Content: to describe what the photo is of we use *there is* or *there are*.

- **There are** two people in this photo. **There's** an older woman in the middle.

This is basic language, but it's what native speakers use. What mistakes do you think most students make when they use this language?

Action in photos: we talk about actions in photos using the present continuous.

- She's **talking** to a younger man. They're **talking** about a photo.

1. How is the present continuous formed?
2. Why don't the sentences below use the present continuous?

- I **think** they work together.
- They **look** very happy with their work.



The verb **look**: there are three ways to use this verb to describe what we see, or think we see, in a photo.

1. They **look** very happy with their work.
2. He **looks like** a student.
3. **It looks like** they work together.

1. Which form is followed by a noun?
2. Which is followed by a clause (subject + verb)?
3. Which is followed by an adjective?

When we're not sure: we use adverbs to show that we're guessing or speculating about what we see.

- ... **maybe** she's his teacher.
- **Perhaps** it's a school.

Where do we put these two adverbs in a sentence?

**Tips**

- If you're preparing for a speaking exam, remember these points.
- Use prepositions correctly to say where things are in the picture, but you don't have to talk about everything that you see.
- Speak for the right amount of time for the exam.
- Try not to say, "I/We can see."



4 Practice

Complete the description of this photo. You need to supply the words that you cannot see.



There are two women in this photo. They're sitting in a  
 cafe, drinking some coffee. The woman on the left is  
 showing the other woman something on her phone.  
 Maybe it's a photo or a video. They both look happy.  
 They're smiling. They look like friends or  
 colleagues. They're on a coffee break.

-----

-----

-----

-----

-----

-----

-----



### 5 Speaking

Work in A/B pairs. Prepare a description of your photo, using the target language in the box. Plan to speak for one minute. You can make notes of some key words, but do not write full sentences.



Student A



Student B

|  |                      |
|--|----------------------|
| prepositions to say where things are   | there is/are         |
| present continuous to describe actions | the verb <i>look</i> |
| adverbs: <i>perhaps / maybe</i>        |                      |

Listen to your partner's description and check if they have used the target language in the box. Did they speak for around one minute? Did they make any mistakes?

Prepare a description of your partner's picture but say something different about it. Listen to each other's descriptions.

### 6 Extra practice/homework

Read the description of this photo and correct eight mistakes.



*This photo is by an ice cream van. There are a long line of people on the right who wait for an ice cream. On the background there are lots of trees, so it look like they're in a park. Can be it's the first warm day of spring and people is enjoying some time outdoors after a long winter. It doesn't look like there's anyone inside the van, so perhaps the people are get bored waiting for their ice cream.*



## 7 Optional extension

When we see pictures of things through a microscope, they look very different. Can you guess what these photos show? Use this language to show you are guessing:

Maybe/ Perhaps it's a... / It looks like a...


|            |            |              |                    |
|------------|------------|--------------|--------------------|
| 1) fly eye | 2) leaf    | 3) raspberry | 4) butterfly wings |
| 5) salt    | 6) feather | 7) sand      | 8) spider          |



A




B




C



D



E



F



G



H