



# SHOPPING FOR CLOTHES



Scan to review worksheet

Expemo code:  
15R8-N7J9-DGIS

## 1 Warm up

Match the pictures of clothes with the words.

jeans	dress	socks	sweater
coat	skirt	shirt	shoes



1. \_\_\_\_\_ 2. \_\_\_\_\_ 3. \_\_\_\_\_ 4. \_\_\_\_\_



5. \_\_\_\_\_ 6. \_\_\_\_\_ 7. \_\_\_\_\_ 8. \_\_\_\_\_

1. What are you wearing today?
2. Which three items have a plural form? Why?
3. How many pairs of jeans do you own?




2

Listening



Claire is in a clothes shop. Listen to the dialogue and answer the questions.

1. What does Claire want?
2. What size is she?
3. How much does it cost?
4. How does she pay?



You can also watch a short animation with this dialogue.



Listen again and write the one missing word in each gap.

- Shop assistant: Can I help you?
- Claire: Yes. \_\_\_\_\_<sup>1</sup> you \_\_\_\_\_<sup>2</sup> any shirts?
- Shop assistant: Yes, we do. \_\_\_\_\_<sup>3</sup> size are you?
- Claire: A small.
- Shop assistant: Here you are.
- Claire: Thanks. \_\_\_\_\_<sup>4</sup> can I try it on?
- Shop assistant: The changing rooms are over there. ... It looks really good on you.
- Claire: Hmm. How \_\_\_\_\_<sup>5</sup> is it?
- Shop assistant: It's thirty pounds.
- Claire: Fine.
- Shop assistant: Are you \_\_\_\_\_<sup>6</sup> in cash?
- Claire: No, by credit card.



changing rooms



### 3 Language point

Look at the useful language for shopping. Write S (sales assistant) or C (customer) in each box to show who is talking.

Who says it?

S - sales assistant	C - customer
---------------------	--------------

size	What size are you? <sup>1</sup>	I'm a small/medium/large. <sup>2</sup>
the changing room	Where can I try it on? <sup>3</sup>	The changing rooms are over there. <sup>4</sup>
do you like it?	It looks good on you. / It suits you. <sup>5</sup>	Thanks! / It doesn't fit. <sup>6</sup>
colours	How many colours does it come in? <sup>7</sup>	It comes in red, yellow or green. <sup>8</sup>
price	How much is it? <sup>9</sup>	It's £30. / It's on sale - only \$50! <sup>10</sup>
paying	Are you paying in cash? <sup>11</sup>	By credit card. / In cash. <sup>12</sup>

Now decide where these phrases fit best and put the numbers next to each phrase.

How would you like to pay?	What colours does it come in?
Where are the changing rooms?	I don't think I like it.
I usually take a small/medium/large.	How much does it cost?

Study these sentences and the information.

- How **many** colours does it come in?
- How **much** is it?

We use **many** and **much** to refer to **quantity**. We use **many** to refer to **countable** things and **much** to refer to **uncountable** things.

**Countable** things have both **singular** and **plural** forms - colour/colours.

**Uncountable** things **only have a singular form** - the noun money is uncountable.



## 4

**Practice**

Choose the correct phrase to complete the dialogues.

1. What size are you? I'm very large. / It's a large. / I'm a large.
2. Where I can try it on? / Where can I try it on? / Where do I can try it on? The changing rooms are at the back of the shop.
3. It looks good on you. It doesn't fit. / It don't fit. / It fits not.
4. It suits you. Why don't you like it? / I don't think I like it. / I not like it.
5. What does colours come in? / It does come in what colours? / What colours does it come in? Blue, black and green.
6. How much do these shoes cost? / How many do these shoes cost? / How do these shoes cost? / They're \$40.
7. Are you paying in cash? No, I'm paying in credit card. / No, I paying by credit card. / No, I'm paying by credit card.
8. Where the changing rooms? / Where are the changing rooms? / The changing rooms are where? They're over there.

Work in pairs to read the dialogues.

Test your partner - read the first part of the dialogue and see if they can remember the second part.

## 5

**Speaking**

Work in pairs to roleplay a dialogue between a sales assistant and a customer in a shop. Follow the numbered ideas in the plan below. Invent the details about size, colour and price.

sales assistant	customer
1 Greet the customer	2 Say what you want to buy
3 Ask about size	4 Give information about size
5 Show the customer something	6 Say you want to try it on and ask about changing rooms
7 Give information about the changing rooms / 8 Say you like it	(try in on) 9 Disagree / 10 Ask for another size or colour
11 Bring another size or colour / 12 Say you like it	(try it on) / 13 Agree and say you want to buy it
14 Ask about payment	15 Explain about payment



**6** Extra practice/homework

Put the sentences in order to make a dialogue in a shop.

Here you are.	Do you have any jeans?	Thanks! How much do they cost?
They're on sale – only £60!	In cash, please.	How would you like to pay?
Yes, we do. What size are you?	I usually take a medium.	They're over there. Those jeans really suit you.

- Sales assistant: Hello, what are you looking for today?
- Customer: \_\_\_\_\_
- Sales assistant: \_\_\_\_\_
- Customer: \_\_\_\_\_
- Sales assistant: \_\_\_\_\_
- Customer: Thanks. Where are the changing rooms?
- Sales assistant: \_\_\_\_\_
- Customer: \_\_\_\_\_
- Sales assistant: \_\_\_\_\_ !
- Customer: Fine.
- Sales assistant: \_\_\_\_\_
- Customer: \_\_\_\_\_






Work in pairs and practise reading the dialogue out loud.



## 7

## Optional extension

Match the words with the pictures showing different types of shoes.

slippers	sandals	trainers	boots	heels
				
1.	2.	3.	4.	5.

1. Which type of shoe are you wearing now?
2. When and where did you buy this pair of shoes?
3. How much did they cost?
4. Why do you like them?
5. Which other types of shoes do you have at home?