

Reading for Every Child

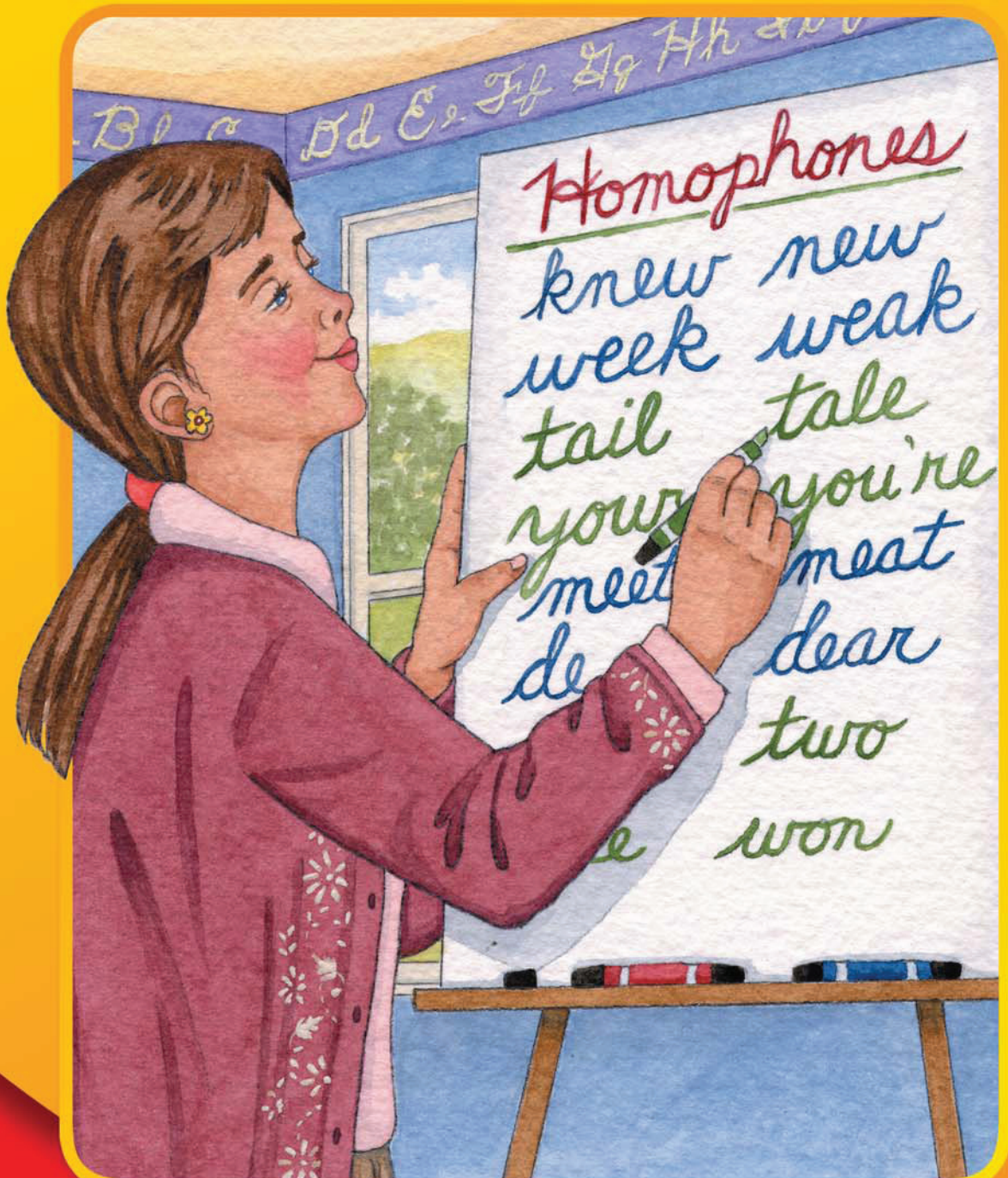
Phonics

ALIGNED TO

STATE & NATIONAL
STANDARDS!

TeachingStateStandards.com

- Based on Reading First Research
- Activities to Strengthen Phonemic Awareness and Decoding Skills
- Includes Assessments



Reading for Every Child

Phonics

Grade 3

by
Linda Armstrong

Published by Instructional Fair
an imprint of
Frank Schaffer Publications®



Instructional Fair

Author: Linda Armstrong
Editor: Krista Fanning
Interior Designer: Lori Kibbey
Interior Artist: Marty Bucella

Frank Schaffer Publications®

Instructional Fair is an imprint of Frank Schaffer Publications.

Printed in the United States of America. All rights reserved. Limited Reproduction Permission: Permission to duplicate these materials is limited to the person for whom they are purchased. Reproduction for an entire school or school district is unlawful and strictly prohibited. Frank Schaffer Publications is an imprint of School Specialty Children's Publishing. Copyright © 2005 School Specialty Children's Publishing.

Send all inquiries to:
Frank Schaffer Publications
3195 Wilson Drive NW
Grand Rapids, Michigan 49544

Reading for Every Child: Phonics—grade 3

ISBN 978-0-74242-063-2

Table of Contents

Reading First	4	A Brave Night	43
About This Book	5	Summer Camp.....	44
Skills Assessment	6	Affixes	
Consonants and Vowels		Chasing Jojo	45
Over Land and Sea.....	8	Tall, Taller, Tallest	46
Clue Factory.....	9	Helpful Suffixes	47
Rhyming Riddles.....	10	Artful Endings.....	48
A Quick Change.....	11	Bookish Benita	49
Rain Parade.....	12	Review and Recite	50
Summer Day.....	13	Tonight’s Preview	51
Cecee’s Cake.....	14	Don’t Oversleep	52
Get in the Game	15	Super Sleuth.....	53
Blends		Plurals and Possessives	
The Scary Story Club	16	Birthday Surprise.....	55
Danger!	17	Bunches of Bugs.....	56
Flickering Flames.....	18	Special Cases.....	57
Spring Flowers.....	19	Bear’s Bed	58
Summer Break	20	The Cows’ Escape	59
Riding the Pony Express	21	Compound Words, Contractions, and Syllabication	
Digraphs		An Afternoon Daydream.....	60
On the High Seas.....	22	Little Mountain Town	61
Cheer for the Team.....	23	Skill Drill	62
The “O” Team	24	Contraction Action	63
Autumn Leaves.....	25	Take Note	64
Crawling Along	26	Look It Up.....	65
An Eye on the Pie	27	Separating Syllables	66
The Pony and the Fly.....	28	Synonyms, Antonyms, Analogies	
Two Sounds of OO.....	29	Synonym Means the Same	67
Message in a Bottle.....	30	Antonym Is the Opposite.....	68
Our Field Trip.....	31	A Pair of Pears.....	69
Space Safari.....	33	The Bare Bear.....	70
More Rhyming Riddles	34	Same but Different	71
The Laughing Elephant	35	Brain Busters.....	72
A Whale of a Puzzle	36	ABC Order and Context Clues	
R-Controlled Vowels, Diphthongs, and Silent Consonants		Write the Order	73
Starry, Starry Night	38	Ready, Set, March!.....	74
Lucky Clover.....	39	Putting It Together	75
Roy’s Coins	40	Matching Meanings.....	76
Special Vowels.....	41	Answer Key	77
Knock Knock.....	42		



Reading First

The Reading First program is part of the No Child Left Behind Act. This program is based on research by the National Reading Panel that identifies five key areas for early reading instruction—phonemic awareness, phonics, fluency, vocabulary, and comprehension.

Phonemic Awareness

Phonemic awareness focuses on a child's understanding of letter sounds and the ability to manipulate those sounds. Listening is a crucial component, as the emphasis at this level is on sounds that are heard and differentiated in each word the child hears.

Phonics

After students recognize sounds that make up words, they must then connect those sounds to *written* text. An important part of phonics instruction is systematic encounters with letters and letter combinations.

Fluency

Fluent readers are able to recognize words quickly. They are able to read aloud with expression and do not stumble over words. The goal of fluency is to read more smoothly and with *comprehension*.

Vocabulary


In order to understand what they read, students must first have a solid base of vocabulary words. As students increase their vocabulary knowledge, they also increase their comprehension and fluency.

Comprehension

Comprehension is "putting it all together" to understand what has been read. With both fiction and nonfiction texts, students become active readers as they learn to use specific comprehension strategies before, during, and after reading.



About This Book




Learning to read is a complex process involving many interrelated skills. Supporting current state standards, *Reading for Every Child: Phonics* is designed to help students become proficient readers. As they complete reproducible worksheets in this book, students will review basic vowel and consonant sounds. Through puzzle solving, classification exercises, and context challenges, students will expand their knowledge of consonant blends, digraphs, diphthongs, special vowel sounds, and irregular forms.

While enjoying the activities in this book, young readers will unlock the power of structural clues. They will break daunting polysyllabic compound words into familiar components. They will learn to recognize syllables—a skill which will help them decode long, unfamiliar strings of text. Learning more about plurals and inflectional endings will also help them recognize and understand hundreds of additional words.

Your third graders will expand both their reading and oral vocabularies while learning prefixes, suffixes, and root words. They will start to recognize complex words in the chapter books and junior novels you read aloud and in the increasingly difficult stories they read independently. Also in this book, students will work with analogies, a skill that stretches many cognitive abilities. They will practice homophones, homographs, synonyms, antonyms, contractions, and possessives as well.

Students will have opportunities to practice alphabetizing words up to the second letter, an important dictionary and reference skill. Encourage them to find the meanings of words they encounter in social studies and science texts, as well as in fiction. The simple habit of looking up words and information is a skill with real-life applications. Asking questions is great; knowing how to find answers is even better.

Reading for Every Child: Phonics provides a flexible set of tools to support your reading program. The worksheets and activities included here may be used in many ways. Feel free to skip around or modify them to meet your needs. Family involvement is also crucial to literacy development. Communicate your lessons and goals to students' families for continuity in learning. Encourage family members to read to and with their children on a regular basis—even after the students are able to read independently.





Skills Assessment

Synonyms, Consonant Blends, and Digraphs

Directions: Write the letters to complete the word that means that same as the bold word.

- | | |
|---|--|
| 1. road = _____eet
spr thr spl str | 6. talk = _____at
ch sc sp sn |
| 2. boat = _____ip
qu sh ch fr | 7. little = _____all
sm nt nk sh |
| 3. squirt = _____ay
spl str spr thr | 8. plate = di_____
st nt nk sh |
| 4. hold = _____asp
gr th br cr | 9. trail = pa_____
st nt th sh |
| 5. powerful = _____ong
spl str thr tw | 10. penny = ce_____
st nt nk sh |

Prefixes and Suffixes

Directions: Circle the word that fits each definition.

- | | | | |
|---------------------------|-----------|------------|-----------|
| 11. do again | remember | redo | undo |
| 12. full of thanks | thankless | thanking | thankful |
| 13. more happy | happy | happier | happiest |
| 14. to view before | preview | viewer | overview |
| 15. to not believe | believer | disbelieve | believing |
| 16. without use | useful | useable | useless |



Skills Assessment (cont.)

Antonyms and Vowel Sounds

Directions: Mark the circle in front of the word that is the antonym of the bold word.

17. **women** men mane mean
18. **early** last lot late
19. **fast** sleep slow cloud
20. **cold** hot caught hold
21. **up** deer dawn down

Contractions, Possessives, and Plurals

Directions: Underline the correct word for each sentence.

22. The (**girl**, **girl's**, **girls**) backpack was red.
23. The (**dogs**, **dog**, **dog's**) leash was on the stairs.
24. He pointed to the three (**man**, **man's**, **men**).
25. All of the (**child**, **children**, **child's**) were on the bus.
26. (**They're**, **They's**, **They'll**) coming over for dinner.

Homophones

Directions: Circle the word that sounds the same as the bold word.

27. **tail** teal tile tale
28. **meet** mate meat might
29. **site** sit sight seat
30. **tow** toe two too



Over Land and Sea

Directions: Read each sentence. Write one of the consonants from the box on each line so the word makes sense in the sentence.

m r v b h l s

1. That mountain peak is high.
2. The city is next to a big _____iver.
3. The farm is down in a _____alley.
4. There is a lot of water in that _____ake.
5. I rode my bike up the _____ill.
6. There is a ship down in the _____ay.
7. The ship is safe in the _____arbor.
8. Birds fly over the _____ea.
9. A _____ook of maps is called an atlas.
10. Dad drove our _____an up the hill.
11. Farmers grow crops on their _____and.
12. We made a tower out of wet _____and.




Extra.

Write a list of words that begin with each of the letters in the box.

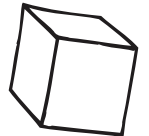


Clue Factory

Directions: Read each word and the clue. Change the first letter to make a new word that matches the clue. Use the letters on the boxes.

**Word****Clue****New Word**


- | | | |
|--------------------|---------------------|------------------|
| 1. s ite | fly it | <u> </u> k_ite |
| 2. c an | cook in it | <u> </u> _an |
| 3. v an | cool off with this | <u> </u> _an |
| 4. h eel | do this to a banana | <u> </u> _eel |
| 5. b est | for bird eggs | <u> </u> _est |
| 6. b ug | to pull | <u> </u> _ug |
| 7. b ell | for water | <u> </u> _ell |
| 8. d en | write with it | <u> </u> _en |
| 9. v ote | a letter | <u> </u> _ote |
| 10. s ings | a bird has two | <u> </u> _ings |
| 11. m en | after nine | <u> </u> _en |
| 12. l umber | four, five, or six | <u> </u> _umber |
| 13. c ake | not real | <u> </u> _ake |
| 14. g ave | on the ocean | <u> </u> _ave |






Rhyming Riddles

Directions: Read each riddle and the answers on the clouds. Write each answer on the line.



1. What is two thousand pounds of toys? _____
2. What do you call a row of trees? _____
3. What do you call a storm sewer? _____
4. What does a mama cricket give her baby? _____
5. Where can dogs run and play? _____
6. What do you call the highest jump? _____
7. Where can you fly on a windy day? _____
8. What do you call the king of the forest? _____
9. Where do the ducks get together? _____
10. What is another name for a goldfish? _____





A Quick Change

Directions: Read each word and the sentence. Change the word so it fits the clue. Write the new word on the line.

Word	Clue
1. made	My mom was <u>mad</u> at me.
2. fad	Those jeans will <u>fade</u> in the wash.
3. tap	He will _____ them together.
4. fate	That is a _____ old cat.
5. pan	Who broke that window _____?
6. cap	The red _____ hung down his back.
7. man	His horse has a long, shiny _____.
8. cane	I _____ come over to your house.
9. vane	We will come in the _____.
10. rid	We will _____ in the car.
11. fin	It was a _____ day.
12. ripe	The jeans had a _____ at the knee.
13. site	Come and _____ here beside me.
14. hop	I _____ you win the race.





Rain Parade

Directions: Read the words in each raindrop. Color the raindrop with the long vowel sound.

1. won was wave

6. kite kiss kit

11. hut hat heat

2. belt bee bigger

7. fine fan fin

12. plan gate sunny

3. face jam apple

8. bit boat bat

13. cube club button

4. pop hot vote

9. line land lung

14. hole rocks spot

5. bed bead bad

10. ton tune tug

15. lunch dump flute



Extra.

Create more raindrops for this page. Write two short-vowel words and one long-vowel word inside each raindrop. Exchange papers with a classmate.



Summer Day

Directions: Read the story. Then write each underlined word in the correct column.

Last weekend, Kim invited me over to her house. She was having a garage sale and needed some help. When I arrived, there were ten people lined up at the gate. Kim ran the register. I helped people with their bags.


Later, we rode our bikes down to the park. Kim's little brother Jake wanted to come, too. We played on the swings, while he chased butterflies with a net. Jake is five years old. He can be cute sometimes.

It was a hot day, so we came back early. We sat on the porch and drank pop. When the sun set, I had to head home. It was a really fun day.

Short-Vowel Words

Long-Vowel Words

_____	_____
_____	_____
_____	_____
_____	_____
_____	_____
_____	_____
_____	_____
_____	_____
_____	_____
_____	_____






Cecee's Cake

Directions: Read each word in the box. If the word begins with a **hard c**, write it under the **cake**. If the word begins with a **soft c**, write it under the **city**.

center	cake	cow	curb
circus	city	cider	cage
come	coat	cone	circle
cement	cent	cane	cell

Hard C Words



Soft C Words







Get in the Game

Directions: Circle **gym** if the bold letter has a **soft g** sound.
Circle **gate** if the bold letter has the **hard g** sound.

- | | | | |
|-------------------|------|--------------------|------|
| 1. lar g e | gym | 8. g ame | gym |
| | gate | | gate |
| 2. a g e | gym | 9. g as | gym |
| | gate | | gate |
| 3. wa g on | gym | 10. g erm | gym |
| | gate | | gate |
| 4. g iant | gym | 11. hu g e | gym |
| | gate | | gate |
| 5. g ave | gym | 12. g irl | gym |
| | gate | | gate |
| 6. do g | gym | 13. a g o | gym |
| | gate | | gate |
| 7. pa g e | gym | 14. g entle | gym |
| | gate | | gate |






The Scary Story Club



Directions: Use the key to write the missing letters in the message below.



Key

1 = sp 2 = st 3 = sc



Scary Story Club Meeting This Tuesday!



Bring a ₁ooky ₃arf and your be ₂ fake
 ₃abs! The ₃ary ₂ory Club will meet at ₂eve's
house on Tuesday. ₂op by to share your ₂ories.

 ₁in a tale about ₃ary ₁iders or monsters
that turn ₂udents to ₂one.

Don't be shy to ₁eak! Share your tale and
ca ₂ a ₁ell. ₂ay to hear all of the ₂ories! It
would be a shame to miss this ₁ecial meeting.




Extra.

Use a few of the words above to write a scary story you could share at the meeting.



Danger!



Directions: Read each sentence. Use the blends on the train to write in the missing letters. Then write the completed word.

1. Today was like a bad dream. dream
2. The sky was ___ay and rainy. _____
3. The ___ain had to travel a long distance.

4. The ranchers needed the ___ain to feed their animals. _____
5. There was a ___ight flash in the sky. _____
6. Big ___ops of rain began to pelt down. _____
7. The engineer picked up a ___own paper bag.

8. He pulled out a thick slice of ___ead. _____
9. He gave the brakeman some ___uit. _____
10. It was going to be a long ___ip. _____
11. There was a ___ack of thunder. _____
12. The engine roared like a ___agon. _____
13. The train had to ___oss a broken bridge. _____
14. The engineer had to be very ___ave. _____



Flickering Flames

Directions: Read each sentence and the three choices. Circle the one that makes sense in the sentence.

1. The rose started to (**blew, bloom, blanket**) in the sun.
2. The day turned (**cloudy, clock, clean**) and gray.
3. I used too much (**glove, gloom, glue**) on my card.
4. She hurt her knee on the (**slippers, slide, slow**).
5. Jupiter is the biggest (**plant, plate, planet**) in our solar system.
6. The (**flames, flower, flip**) from the fire danced for hours.



Directions: Write a sentence for each of the following words.

7. glasses _____

8. clock _____

9. plant _____

10. blister _____




Extra.














Write tongue twisters for each blend (bl, gl, cl, fl, pl, sl). For example, Trevor tried to trim the tree. Share your twisters with classmates.



Spring Flowers

Directions: Read each clue. Write one of the blends from the flower box to finish each word.



- | | | | | |
|-----------------------|---|---|---|-----------|
| 1. front of your neck |  |  | <u>thr</u> oat | |
| 2. puddle play | | | _____ ash | |
| 3. grow taller |  |  | _____ out | |
| 4. a bit of wood | |  | _____ inter | |
| 5. an itch wants this |  | | _____ atch | |
| 6. to crack |  |  | _____ it | |
| 7. a bug-stopper | |  | _____ een | |
| 8. a season |  |  | _____ ing | |
| 9. sip through this | | | _____ aw | |
| 10. a yell |  |  |  | _____ eam |
| 11. after two | | | _____ ee | |
| 12. powerful |  |  |  | _____ ong |
| 13. for sewing | | | _____ ead | |
| 14. city road |  |  |  | _____ eet |

**Extra.**

Create a list of additional words that begin with the letters in the box above. Write clues for each word and challenge a classmate to guess your words.



Summer Break

Directions: Write **nd**, **nt**, or **nk** on each line to complete the word.

1. During the summer, I like to spend time at the lake.
2. I enjoy digging for treasures in the sa_____.
3. It's fun to walk barefoot on the river ba_____.
4. My brother Miguel likes to camp outside in his te_____.
5. We always seem to get our pa_____s really dirty.
6. When there's a good wi_____, we can fly kites in the field.
7. Miguel hu_____s for frogs and snakes by the water.
8. I thi_____ he tries to get as dirty as possible.
9. He likes to make up crazy stu_____s for us to try.
10. When it gets hot, we like to dri_____ lemonade in the shade.
11. Sometimes, we even sell lemonade in our fro_____ yard.
12. We're always sad to see the summer e_____.





Riding the Pony Express

Directions: Read the sentences and words at the bottom of the page. Write the word that makes sense for each sentence.

1. In the past, mail was delivered by the Pony Express.
2. Men rode horses through _____ country to hand deliver letters.
3. The riders did not stop to _____.
4. They _____ about their dangerous trips.
5. They rode their horses all across the _____.
6. These men liked the _____ and thrill of the journey.
7. They had to ride _____ to deliver the mail.
8. The men rode through the heat and the _____.
9. The moon was their _____.
10. They were always covered with trail _____.
11. Pony Express riders no longer _____ into the saddle.
12. Carrying mail is a _____ for trucks and planes.



risk

task

lamp

west

wild

jump

dust

rest

cold

fast

past

told



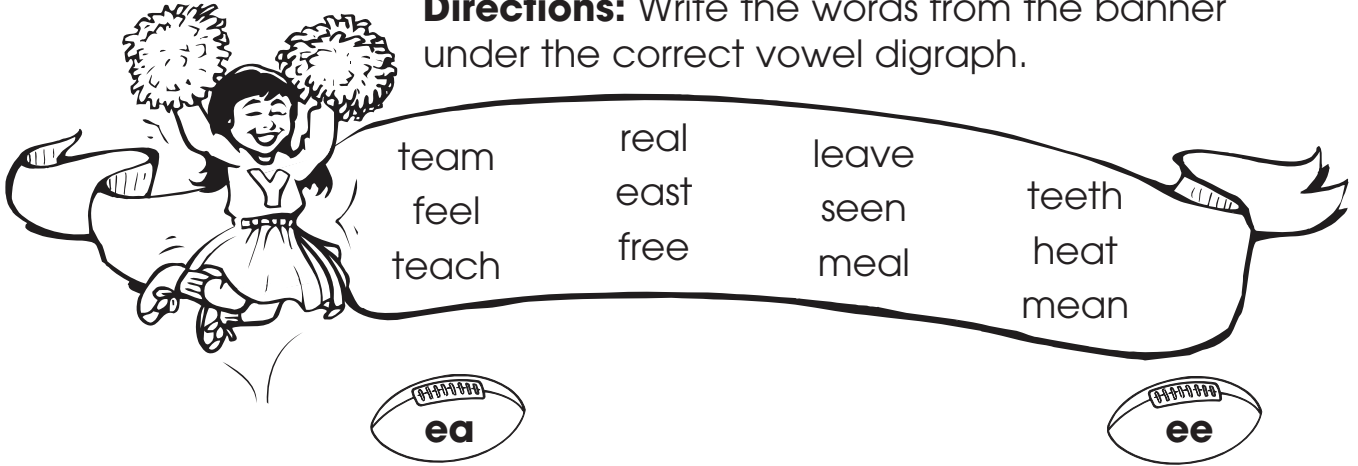
On the High Seas

Directions: Color the space **red** if the vowel has the same sound as the **a** in **gate**.



Cheer for the Team

Directions: Write the words from the banner under the correct vowel digraph.



_____	_____	_____
_____	_____	_____
_____	_____	_____
_____	_____	_____

Directions: Write a sentence using the given pair of words.

- mean, teeth _____

- seen, leave _____

- feel, teach _____

- team, free _____



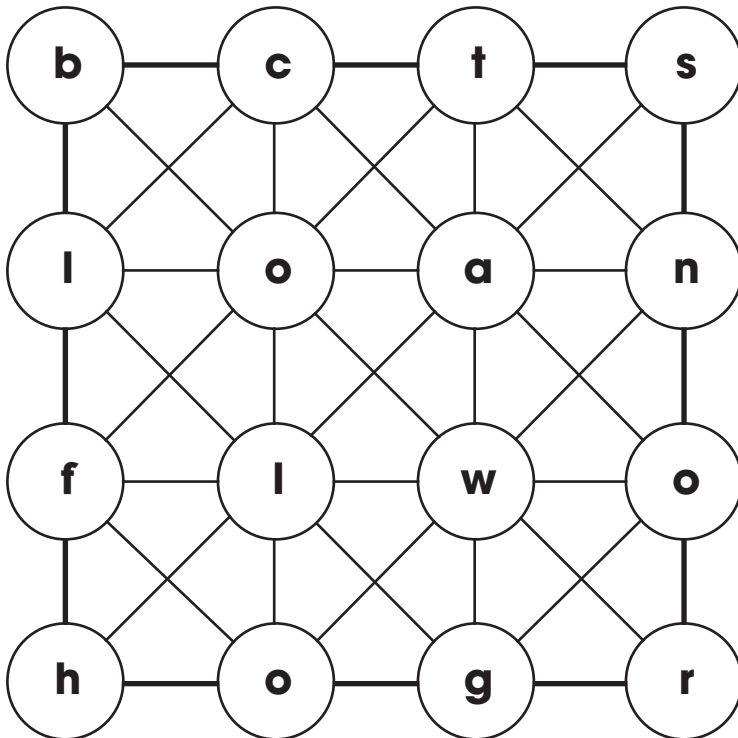
Extra.

Write a team cheer using words with the **ee** and **ea** digraphs.



The "O" Team

Directions: Find the **long o** words in the puzzle. Start at any letter. Then move in any direction to the other letters until you spell a **long o** word. Write the **long o** word under the correct letter group.



oa

ow

**Extra.**


There are several more hidden **ow** words in the puzzle. Can you find them?



Autumn Leaves

Directions: Read each sentence and the vowel choices. Write the correct vowel pair on the line. Then color in that leaf.

1. I told her it wasn't my fault.
2. The m____n and stars were shining.
3. He was the n____ kid in class.
4. My plant gr____ three inches.
5. We watched the rocket l____nch.
6. What was the c____se of the accident?
7. The r____ster woke us up very early.
8. They walk to sch____l together.
9. The ball fl____ through the air.
10. I would love a sc____p of ice cream.
11. She puts meat in her s____ce.
12. His d____ghter is in my class.
13. I only had a f____ problems left to do.
14. He dropped his sp____n on the floor.





Crawling Along

Directions: Read each clue. Write **aw**, **ou**, or **ow** on each line to complete the word.

1. A baby does this before walking. craw
2. This is a sad or angry face. fr n
3. This is a rule not to be broken. l
4. This is found in the sky. cl d
5. You find this at a concert. cr d
6. It comes every morning. d n
7. This is the opposite of quiet. l d
8. Don't do this in a library. sh t
9. In the summer, this is mowed. l n
10. He makes you giggle. cl n
11. This is a bird's toenail. cl
12. You do this when you're sleepy. y n
13. The opposite of lost is this. f nd
14. You can drink milk through this. str





An Eye on the Pie

Directions: Circle the word that best completes each sentence.

1. This plant will (**day, down, die**) without water.
2. That paper plane (**flies, flees, flows**) very well.
3. The (**thaw, thief, throat**) stole our money.
4. He wore a blue (**tea, tow, tie**) with his suit.
5. The knight had a silver (**shield, show, shoulder**).
6. I didn't tell a (**lay, low, lie**).
7. There is a cow in that (**failed, field, fouled**).
8. The man in the suit is the (**chief, chow, choose**).

Directions: Look at each circled word above. Write the word under the **pie** if **ie** has the long **i** sound. Write the word under the **shield** if **ie** has the long **e** sound.



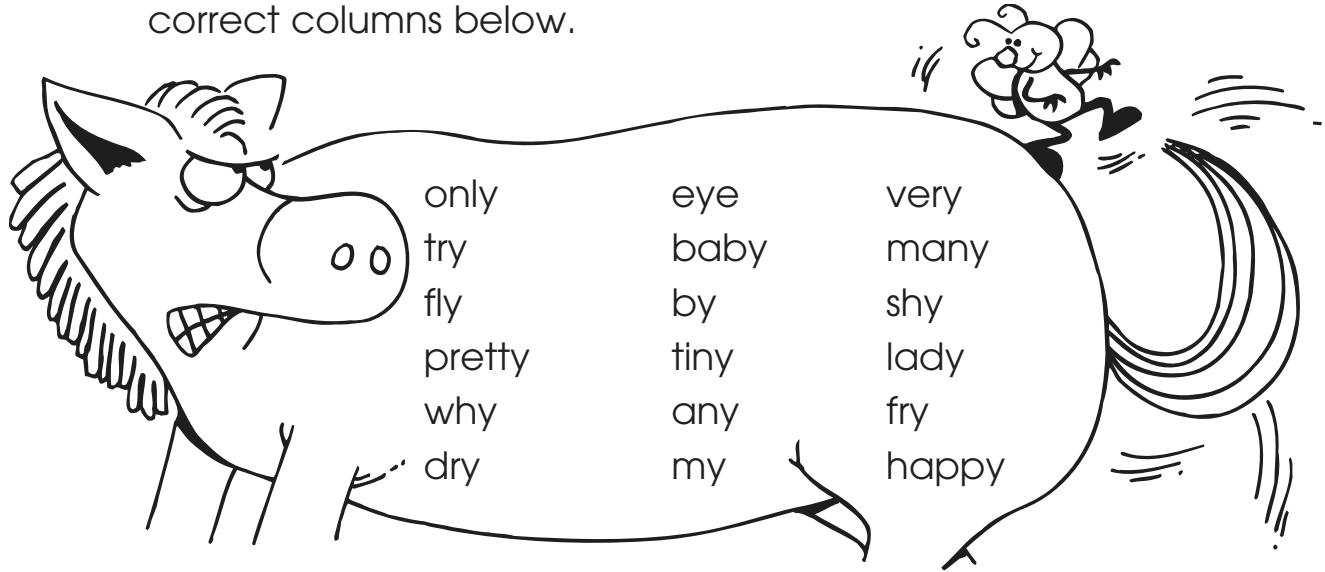
_____	_____
_____	_____
_____	_____
_____	_____





The Pony and the Fly

Directions: Read the words on the pony. Decide what sound the **y** makes in each one. Write the words in the correct columns below.



y sounds like i

y sounds like e



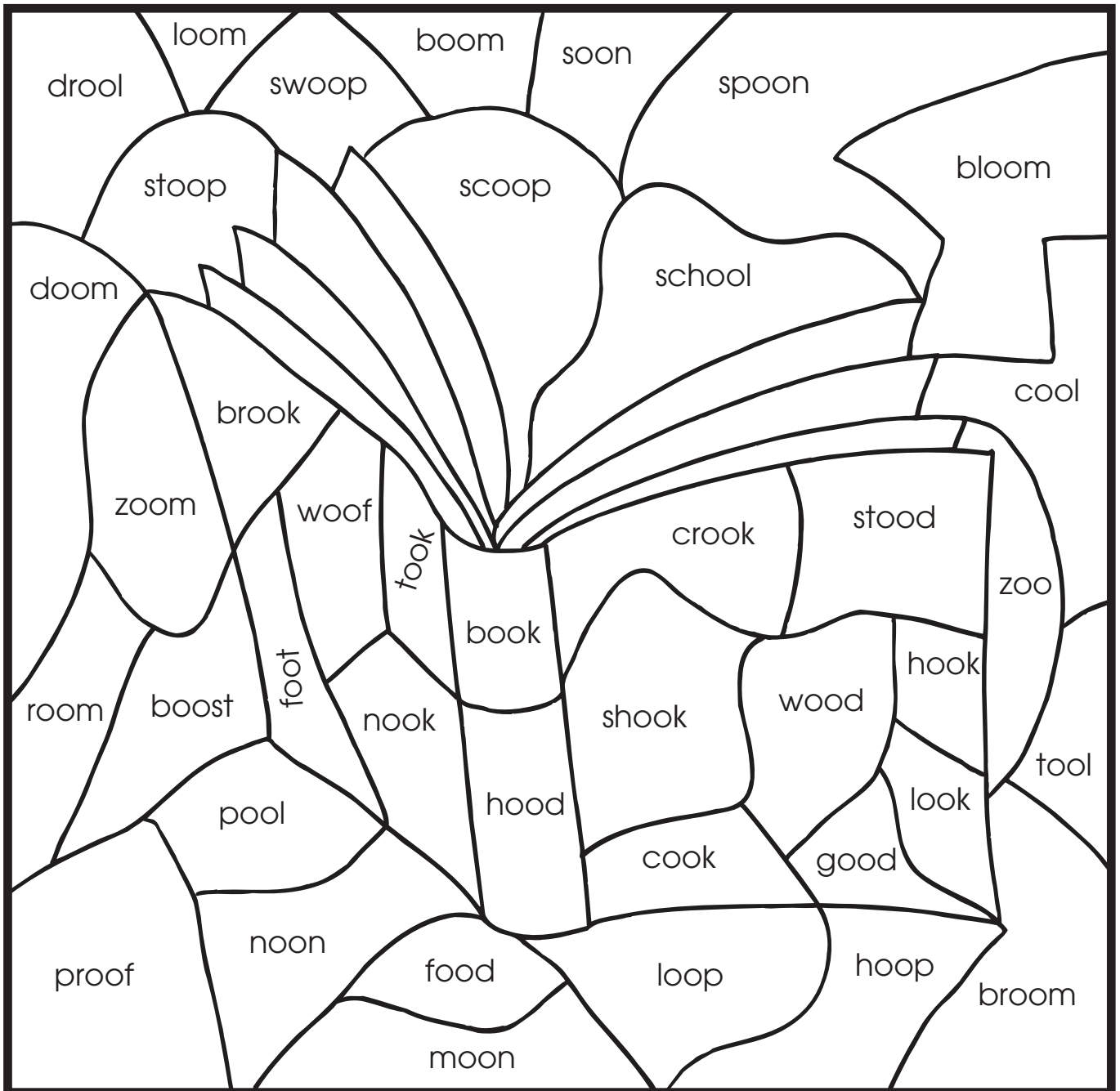
Extra.

Use several words from this page to write a short story about the pony and the fly.



Two Sounds of OO

Directions: Read each word. Color the space **blue** if the word has the same vowel sound as in **moon**. Color the space **yellow** if the word has the same vowel sound as in **wood**.





Message in a Bottle

Directions: Write **sh** or **ch** on each line to complete the message.

Dear Friend,

This is my last ____ance. It is a ____ame I ____all never
X see the treasure ____est and all its gold. But be of good
____eer. Your luck is about to ____ange.

In this bottle is a ____art that will ____ow you the way
to our sunken ____ip. Once it sailed proudly on the sea, but
now it is down on the bottom with the ____ells. The ____est
is in the captain's room. A big ____ain is around it. The
____ain is closed with a lock. The key is here for you.
____ake the bottle and it ____ould come out.

Look ____arp and keep your mouth ____ut or your time
as a ri____ man will be ____ort. It makes me happy to
____are this with you and your ____ildren. Others in the
crew may still be alive. They might ____ase you if they find
out you have the gold, but keep your ____in up. I know
you will win in the end.

*Sir Shadrach,
the Pirate*






Our Field Trip

Directions: Mark the circle in front of the word that completes each sentence.


- Our _____ grade class took a trip.
 thing third think
- At first, I didn't _____ it would be fun.
 thing third think
- We were going to see _____.
 whales wheels whole
- I was sure we wouldn't see _____.
 than the them
- A storm blew in _____ we were on the boat.
 which while white
- _____ rolled across the sky.
 Thunder There Though
- The waves seemed higher _____ mountains.
 this than them
- _____ the storm was over.
 Then Than Them
- I saw the first _____.
 which white whale
- _____ were two more.
 Throat Thing There





Our Field Trip (cont.)

11. I don't know _____, but they liked the boat.
 while why wheat
12. We saw _____ more.
 three which then
13. We did not _____ anything into the water.
 three throw through
14. _____ all glided away.
 Threw Throat They
15. _____ did they go?
 Though There Where
16. _____ was the best part of the trip.
 That Whip The
17. I wanted to _____ the man who showed us the whales.
 which threw thank
18. He knew just _____ to say.
 what these whip
19. _____ trip was great.
 When Through The

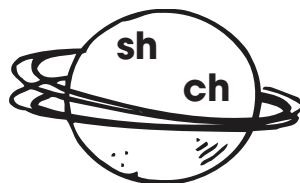




Space Safari



Directions: Use the letters on the planets to finish the words in the sentences below. Then write the new word.



1. The space ship is ready for take off.

spaceship



2. The astronauts ____ook hands with the President of the United States before they boarded.



3. ____ills ran up and down the astronauts' spines as the countdown began. _____

4. People were pu____ing buttons as the countdown continued. _____

5. "____at a beautiful site!" one astronaut later cried as she saw Earth. _____




6. The astronauts kept checking their ____arts as they flew. _____

7. These brave people had ____osen a difficult but exciting job. _____



8. When they spla____ed down two weeks later, they would have many things to report. _____



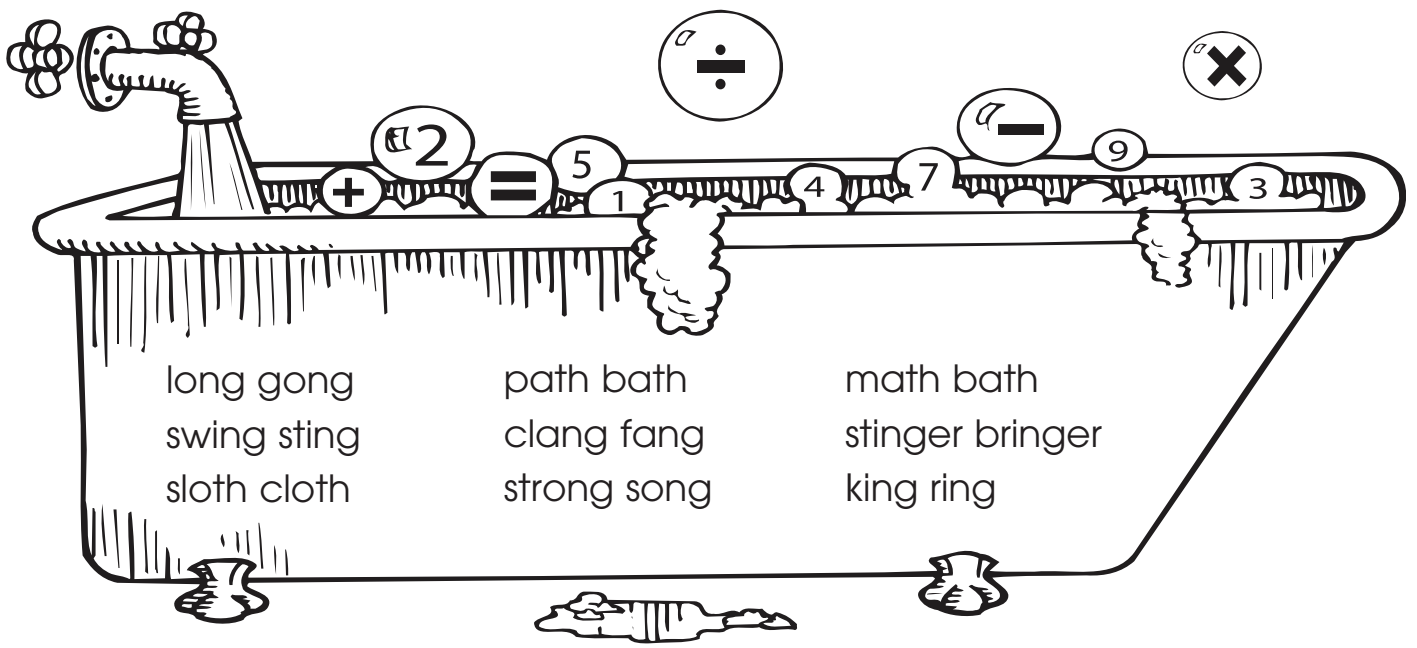
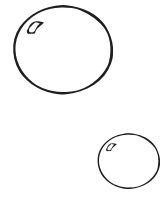


More Rhyming Riddles

Directions: Read the riddles and the answers along the king's robe. Write the answer to each riddle on the line.

1. What do you call it when the sound from a bell keeps echoing? long gong
2. What do you call loud singing? _____
3. What do you find on a royal finger? _____
4. What do you call bug bite you get at the playground?

5. What do you call it when you practice your times tables as you wash up at night? _____
6. What do giant rodents use to make their pants? _____
7. What special tooth does a bell monster have? _____
8. What is another name for a wasp? _____
9. What do you call washing after a hike? _____



long gong
swing sting
sloth cloth

path bath
clang fang
strong song

math bath
stinger bringer
king ring



The Laughing Elephant

Directions: Read each sentence and the words in the bank. Write the word on the line that makes sense in the sentence. Then find the word in the puzzle.

1. The baby _____ didn't wander far from its mother.
2. She sang the _____ to Grandma over the _____.
3. The meat cooked too long and was very _____.
4. Dad keeps a _____ of me in his wallet.
5. He didn't get _____ sleep due to his _____.
6. You'll _____ when you read this story.
7. The road was _____ after the storm.
8. I babysat my _____ last weekend.





A Whale of a Puzzle


Directions: Read each sentence clue and the words in the bank. Write the missing words in the puzzle.

Across

3. The dog didn't _____ me.
5. I saw _____ over there.
6. The clerk gave me the _____.
8. I had a cold and a bad _____.
11. I will _____ you how to do it.
14. I like to _____ baseball games.
15. _____ were three of them.
16. Aladdin had _____ wishes.
17. The ground was _____.

Down

1. The bells started to _____.
2. I know _____ he is.
3. We ate dip and _____.
4. I learned to read in _____.
5. The meat was _____.
7. She had _____ money to buy the ticket.
9. My _____ drove us there.
10. Snow is cold and _____.
11. Put a clean _____ on the bed.
12. I want the _____ one.
13. The joke made me _____.
14. _____ did you do?




change
chase
chips
cough
enough
father
laugh

other
ring
rough
school
sheet
show
them

there
three
tough
watch
what
where
white



A Whale of a Puzzle (cont.)









Starry, Starry Night



Directions: Unscramble each word. Write it on the line to complete the sentence.



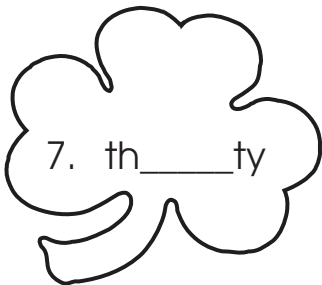
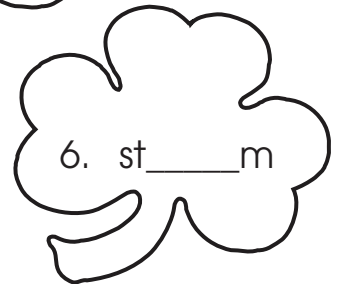
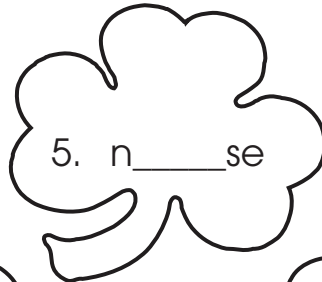



1. jra There is still some jam in the jar . 
2. rta They use _____ to patch the road.
3. sart I wish on the first _____ I see. 
4. rcsa That burn will leave a _____.
5. drha This is a very _____ trick.
6. dyar We have a pine tree in our _____.
7. rbka Did you hear my dog _____?
8. arc We have a new _____.
9. pkar We will eat in the _____.
10. kmar I will _____ the trail so we won't get lost.
11. rdak It is _____ at night.
12. tpra This is my favorite _____ of the movie! 
13. akrhs The _____ glided through the water.





Lucky Clover

Directions: Look at each clover. Fill in the blank with **er**, **ir**, **or**, or **ur** to complete each word.



Directions: Read the sentences and the word choices. Circle the word that makes sense in each sentence.

10. I go shopping every Saturday (**morning**, **market**).
11. She used a broom to sweep the front (**perch**, **porch**).
12. We were lucky the storm did not (**hurt**, **hunt**) anyone.
13. He wore his new (**shot**, **shirt**) to school today.
14. They took a wrong (**turn**, **tune**) and got lost.



Extra.

Try to write one sentence using at least two r-controlled vowel sounds.



Roy's Coins

Directions: Read the paragraphs. Circle all of the words that contain the vowel sound you hear in the word **oil**.

Roy wants to join the Coin Club at school. Some of the boys in his class are in the club. They enjoy finding new coins. They say coins are more fun than most toys. Nothing matches the joy of finding a coin nobody else has.

They clean their coins with stiff brushes and soft, moist rags. They toil long and hard to get rid of the tarnish and soil. One boy tried to boil an old Roman coin, but it didn't help. He still had to scrub the dirt off.

The members of the club point out their best coins to their friends. Roy's father gave him some candy coins to share. They are wrapped in gold foil. Roy wants to avoid showing them to anyone before the meeting. He doesn't want to spoil the surprise.

Directions: Find and write twelve **oi** or **oy** words from the selection.

_____	_____
_____	_____
_____	_____
_____	_____
_____	_____
_____	_____
_____	_____





Special Vowels



Directions: Read the clues and the list of words.
Write the word from the list that matches each clue.

1. something that helps keep machines running _____
2. loud sounds together _____
3. to yell _____
4. a night bird _____
5. a farm tool that loosens dirt _____
6. things that children play with _____
7. a group of many people _____
8. to hit with a hammer _____
9. something that water does when it gets very hot _____
10. another name for dirt _____
11. the sharp end of something _____
12. the part of the face used to smile _____
13. a very tall building _____
14. a young man _____

pound

tower

noise

toys

mouth

oil

plow

point

boils

owl

shout

soil

boy

crowd



Knock Knock

Directions: Circle the word that starts with the same sound as the bold word.

- | | | | |
|------------------|------|---------|-------|
| 1. wrote | won | ripe | open |
| 2. knee | nice | key | eat |
| 3. wrist | in | will | run |
| 4. knock | code | October | note |
| 5. knight | king | never | go |
| 6. write | real | white | won't |
| 7. wrong | rake | well | on |
| 8. knew | clue | cow | nest |
| 9. knife | cute | next | kite |
| 10. kneel | eat | cape | nap |
| 11. wrap | ran | apple | win |
| 12. know | cab | ouch | net |
| 13. knob | cob | needle | key |




Extra.

Can you think of any more words that begin with **wr** or **kn**? Write a list for each on a separate piece of paper.





A Brave Knight



It was a dark and stormy _____. Sir Valiant, a _____ of King Machai's court, had just finished reading a letter. Even though the letter was not _____, he _____ that it was from the beautiful Princess Kaylee. The letter begged him to rescue her from the tower of Bigbad Castle.

Sir Valiant knew the castle was _____ in the mountains. It was surrounded by many trees that blocked out the _____ of the sun. He also heard about the clouds of pesky _____ that flew around your head if you dared to go into the woods.

He took a deep breath. He knew that a true knight would be brave. He decided to _____ the mountain and find the princess. The knight picked up his _____, jumped on his horse, and headed toward the woods.



Extra.

Write an ending to this story. Try to use words with silent letters in your story. Underline those words.




Summer Camp

Directions: Read the story. Circle the words that have a silent consonant. Write those words on the tent below.

Keoni and Hector were ready. They would be leaving soon. The two boys were going to summer camp. They knew about camping in the woods. They packed their pocket knife and a flashlight.

The boys wanted to have some fun. Keoni wanted to climb the rock wall. Hector liked to write stories. He wrote about his hikes in the woods. Neither of them liked the pesky gnats near the water.

Last summer, Hector won the water fight but hurt his wrist. He had to wear a wrap for a few days. Keoni taught some other boys how to fish. They caught enough fish to feed everyone at camp!



Extra.

Write a story about a camp or sleepover experience. After writing it, underline any words that have silent consonants in them. Share your story with classmates.




Chasing Jojo

Directions: Add **ed** and **ing** to each word to make two new words. Write them on the lines.

- | | | |
|----------|---------------|----------------|
| 1. walk | <u>walked</u> | <u>walking</u> |
| 2. enjoy | _____ | _____ |
| 3. burn | _____ | _____ |
| 4. clean | _____ | _____ |
| 5. cough | _____ | _____ |
| 6. dance | _____ | _____ |
| 7. brush | _____ | _____ |
| 8. chew | _____ | _____ |

Directions: Add **ed** or **ing** to the word in parentheses. Write the new form on the line to complete the sentence.

9. We covered our heads when the rain started.
(cover)
10. The dog came _____ through the gate.
(crash)
11. I _____ that question in class.
(ask)
12. She is _____ your mom right now.
(call)
13. Don't add the noodles until the water is _____.
(boil)
14. They were _____ and ready to go by noon.
(dress)





Tall, Taller, Tallest

Directions: Add **er** and **est** to each word to make two new words. Hint: If the word ends with **y**, change the **y** to an **i** before you add the ending.

- | | | |
|-----------|----------------|-----------------|
| 1. happy | <u>happier</u> | <u>happiest</u> |
| 2. strong | _____ | _____ |
| 3. green | _____ | _____ |
| 4. short | _____ | _____ |
| 5. kind | _____ | _____ |
| 6. curly | _____ | _____ |
| 7. new | _____ | _____ |
| 8. tough | _____ | _____ |
| 9. quick | _____ | _____ |
| 10. old | _____ | _____ |



Directions: Read the sentence. Look at the word in parentheses. Write the correct form of the word in parentheses on the line.

11. This is the _____ pie I've ever eaten!
(great)
12. He jumped a foot _____ than his brother.
(long)
13. I was the _____ runner in the class.
(fast)
14. It was _____ before my sister started crying.
(quiet)



Extra.

Use the *Guinness Book of World Records* to find the tallest, oldest, and strangest animals, places, and things. Share your findings with your classmates.



Helpful Suffixes

Directions: Add **ful** and **less** to the end of each base word to make two new words.

- | | | |
|------------|-----------------|------------------|
| 1. color | <u>colorful</u> | <u>colorless</u> |
| 2. hope | _____ | _____ |
| 3. power | _____ | _____ |
| 4. thought | _____ | _____ |
| 5. use | _____ | _____ |
| 6. care | _____ | _____ |
| 7. help | _____ | _____ |
| 8. harm | _____ | _____ |
| 9. thank | _____ | _____ |
| 10. fear | _____ | _____ |

Directions: Read each sentence. Write one of the words you created above to finish each thought.


11. The _____ flags were red, yellow, and green.
12. His pet snake had no poison, so it was _____.
13. She was _____ that she had the winning ticket.
14. He hadn't studied so he was _____ of getting a bad grade.
15. The great new video game was a _____ gift from his aunt.





Artful Endings

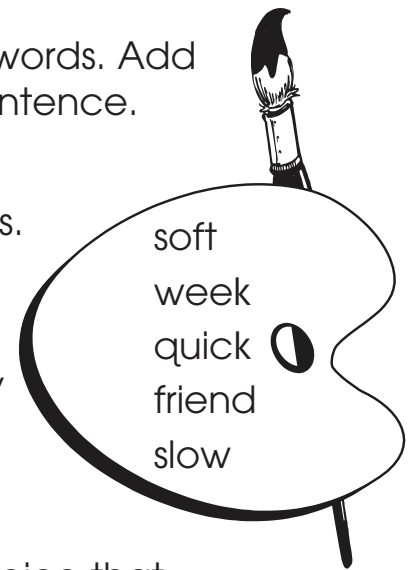
Directions: Read the sentences and the list of words. Add a **y** to one of the words to complete each sentence. Write the new word on the line.



1. We were _____ to get tickets to the concert.
2. The glue made my desk _____.
3. It was a gray and _____ day.
4. My new boots make a _____ sound.
5. When it's cold outside, our windows look _____.

Directions: Read the sentences and the list of words. Add an **ly** to one of the words to complete each sentence. Write the new word on the line.

6. He walked _____ and missed the bus.
7. She ran _____ to the crying child.
8. My dad reads a _____ newspaper.
9. She talked so _____ we could hardly hear her.
10. Our class is filled with _____ people.



Directions: Read each sentence. Circle the choice that has the correct suffix attached.

11. Please speak (**loudly, loudful**) when you give your speech.
12. The skunk left a (**stinkly, stinky**) smell behind.
13. He was feeling (**sleepy, sleeper**) after his long day.
14. We walk down the hallway (**quiety, quietly**).
15. I had a (**real, really**) nice time at your house.



Bookish Benita

Directions: Circle the word that completes each sentence. Write the word on the line.

- The man was childish when he lost his temper.
doable childish reddish
- The sweet kitten was _____.
puppyish boyish lovable
- The job was hard but _____.
doable puppyish sheepish
- The dawn sky was _____.
clownish reddish girlish
- A girl who is always reading is _____.
bookish yellowish boyish
- Though he was old, the man had a _____ laugh.
tall doable boyish
- In early spring, the hills have a _____ tint.
babyish bookish greenish
- Another word for fun is _____.
girlish enjoyable babyish
- If a boy is _____, other boys like him.
likeable sheepish greenish
- The broken game wasn't _____.
babyish playable bookish





Review and Recite

Directions: Write the base word on the line to complete each meaning.

1. **Redo** means to do again.
2. **Unpaid** means not _____.
3. **Undone** means not _____.
4. **Recall** means to _____ again.
5. **Unhappy** means not _____.
6. **Unmade** means not _____.
7. **Rewrite** means to _____ again.
8. **Unable** means not _____.



Now try writing the entire meaning.

9. **Unheated** means not heated
10. **Rearrange** _____
11. **Remake** _____
12. **Uncooked** _____
13. **Untied** _____
14. **Rerun** _____



Extra.

Choose four words from this page to write in sentences. Or, create a poem or story using some of these words. Circle the words you use. Share your work with your classmates.



Tonight's Preview



Directions: Circle the prefix that completes each sentence. Then write it on the line.

1. We will pre pay our phone bill. pre
dis
2. The spot on the rug will _____ appear. pre
dis
3. She will _____ heat the oven. pre
dis
4. We saw the _____ view before the movie. pre
dis
5. We _____ agreed about what to do next. pre
dis
6. She will _____ cover something new. pre
dis
7. We took a spelling _____ test. pre
dis
8. It was wrong to _____ obey the rules. pre
dis
9. Some people _____ like eating peas. pre
dis



Extra.


Brainstorm a list of words that begin with **pre** and **dis**. Share your lists with classmates.



Don't Oversleep!

Directions: Circle the word that matches each meaning.

- | | | | |
|-----------------------------------|---------------|---------------|------------|
| 1. to do too much | overdo | redo | undo |
| 2. to use too much | reuse | underuse | overuse |
| 3. to treat badly | retreat | mistreat | treatment |
| 4. spell wrongly | respell | misspell | spelling |
| 5. to sleep too much | oversleep | undersleep | sleeper |
| 6. to use wrongly or badly | reuse | useless | misuse |
| 7. to understand wrongly | misunderstand | understanding | understand |
| 8. to bake too long | rebake | overbake | underbake |
| 9. to count wrongly | recount | counter | miscount |
| 10. to hear wrongly | overhear | mishear | hearing |
| 11. to pay too much | repay | underpay | overpay |
| 12. to label wrongly | relabel | mislabel | unlabel |
| 13. to flow over | flow | overflow | flower |
| 14. named wrongly | misnamed | renamed | unnamed |
| 15. to eat too much | overeate | undereat | eater |





Super Sleuth

Directions: Read the clues. Look at the word lists. Write the word that matches each clue on the line. Hint: the number in parentheses is the number of letters in that word.



1. the most short (8) _____



2. more new (5) _____

3. kind of quick (7) _____

4. full of color (8) _____



5. without thought (11) _____

6. full of fear (7) _____

7. kind of cloud (6) _____



8. quality of a boy (6) _____

9. quality of love (7) _____

10. to do again (4) _____



11. to use too much (7) _____

12. to spell wrongly (8) _____

13. not true (6) _____



14. to stop appearing (9) _____

4-letter word

redo

11-letter word

thoughtless

7-letter words

fearful

lovable

8-letter words

colorful

misspell

5-letter word

newer

6-letter words

boyish

cloudy

overuse

quickly

shortest

9-letter word

disappear

untrue





Name _____

Date _____

Super Sleuth (cont.)

Directions: Count the number of boxes for each word in the puzzle. Look in that letter list for a word that might fit. Write the word in the puzzle.

q

u

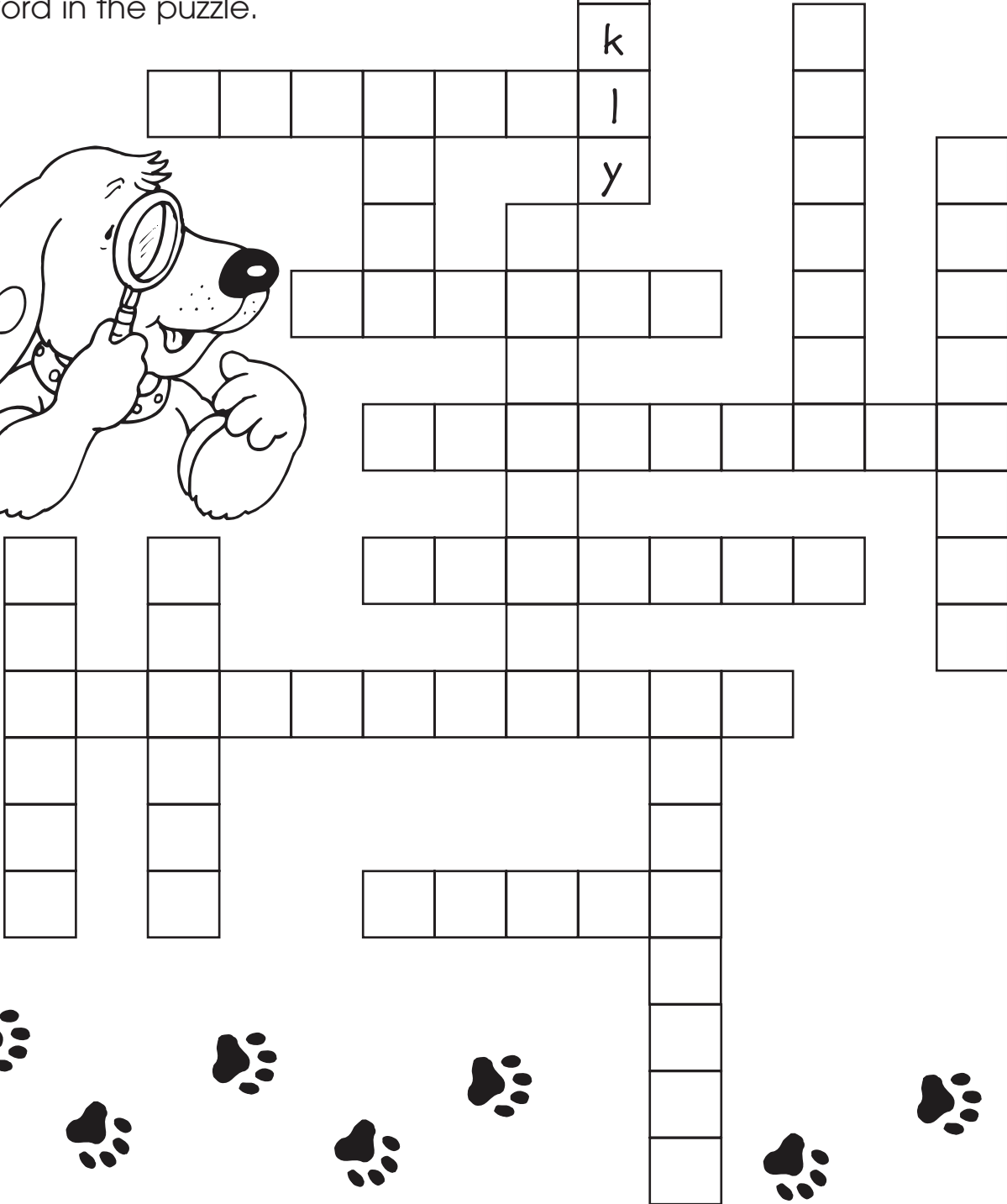

i

c

k

l

y





Birthday Surprise

Directions: Read the word on each balloon. Write the plural form of the word inside the balloon.


1. gift	5. pitch	9. light	13. fox
2. dish	6. glass	10. hill	14. race
3. dime	7. dress	11. shell	15. wheel
4. peach	8. lake	12. box	16. brush



Bunches of Bugs

Directions: Read each sentence. Circle the correct plural form of the word in parentheses.

1. He gathered his two (**axs, axes**) and headed into the woods.
2. She jumped over the (**benches, benchs**) to catch her dog.
3. I heard the noisy (**birdes, birds**) in the tree.
4. They carried all the (**boxes, boxs**) in from the car.
5. We milk the (**cowes, cows**) every morning.
6. Both of our (**coaches, coachs**) were at the game.
7. All of the third-grade (**class, classes**) went on the field trip.
8. There were four (**parts, partes**) to the play.
9. My dog likes to chase the (**piges, pigs**) around the field.
10. She (**dresses, dresss**) quickly to catch the bus.
11. I enjoy riding (**horses, horses**) when I visit my aunt.
12. Have you washed the (**dishs, dishes**) yet?
13. They counted seven (**snakees, snakes**) in the garden.
14. He (**watches, watchs**) the traffic pass quickly.





Special Cases

Directions: Read each sentence. Write the plural form of a word from the list to complete each sentence.

child—children

moose—moose

foot—feet

goose—geese

sheep—sheep

mouse—mice

tooth—teeth

deer—deer

woman—women

man—men



1. The _____ were tired after the long recess.
2. We need more men and _____ to volunteer.
3. I saw the three _____ by the cornfield.
4. I brush my _____ every night before I go to bed.
5. These new shoes make my _____ hurt.
6. She watched the baby _____ waddle across the street.
7. He herded the woolly _____ into the pasture.
8. During our trip to Canada, we saw _____ roaming in the open fields.
9. Many women and _____ will vote tomorrow.
10. Our cat caught three _____ outside.



Bear's Bed

Directions: Rewrite each group of words below, adding 's to form words that show singular ownership.


1. the windows of a truck
2. the game that belongs to Marina
3. the fur of a bear
4. the bag that belongs to Chandra
5. the gloves that belong to the boy
6. the tail of the monkey

truck's windows

Directions: Rewrite each group of words, adding an ' or s' to the underlined word to show plural ownership.

7. the wings of the birds
8. the office used by the two dentists
9. the covers of the book
10. the tents used by the scouts
11. the homework done by the students
12. the field used by the players

birds' wings






The Cows' Escape

Directions: Read each sentence and the words shown below the blank. Write the correct possessive on the line.

1. The dog's tail is short and curly.
(dog's, dogs')
2. The two _____ birthdays are on the same day.
(boy's, boys')
3. I could see the _____ heads through the window.
(cat's, cats')
4. The _____ floors are made of wood.
(room's, rooms')
5. Did you see _____ new puppy?
(Mary's, Marys')
6. We took the _____ engines apart.
(car's, cars')
7. They bought equipment for the _____ playground.
(school's, schools')
8. The three _____ coats were on the floor.
(girl's, girls')
9. He walked over to his _____ house.
(neighbor's, neighbors')
10. I sat next to the _____ desk.
(teacher's, teachers')
11. She gathered all the _____ coats.
(guest's, guests')
12. The teacher collected the _____ papers.
(student's, students')





An Afternoon Daydream

Directions: Write the two words that make up each compound word.

- | | | |
|----------------|--------------|-------------|
| 1. afternoon | <u>after</u> | <u>noon</u> |
| 2. airplane | _____ | _____ |
| 3. campfire | _____ | _____ |
| 4. footstep | _____ | _____ |
| 5. buttermilk | _____ | _____ |
| 6. grandfather | _____ | _____ |

Write the compound word made of the two smaller words.



- | | |
|-------------------|-------|
| 7. key + board | _____ |
| 8. mountain + top | _____ |
| 9. class + room | _____ |
| 10. day + dream | _____ |
| 11. home + work | _____ |
| 12. care + free | _____ |
| 13. day + light | _____ |

Choose two compound words from this page. Write each one in a sentence.

14. _____


15. _____



Little Mountain Town

Directions: Circle the word that completes each sentence.
Write it on the line.

1. Morning sun poured into Sara's upstairs _____.
anyone bedroom anything
2. She pulled on some jeans and hurried _____.
railroad bookcase downstairs
3. _____ the sunlight was blinding.
Outside Raspberry Sailboat
4. Sara headed down to the _____.
scrapbook seashore silkworm
5. She liked to collect _____ and watch the waves.
armload outstanding seashells
6. She stood on the _____ and looked up at the mountains.
sidewalk silkworm grasshopper
7. This afternoon her friends would play _____ in the park.
baseball butterfly snowflake
8. After sundown there would be _____.
armload outstanding fireworks
9. She loved _____ about her little mountain town.
everywhere everything anyone





Skill Drill

Directions: Read each contraction below. Then write the two words for which each contraction stands.

- | | | | |
|-------------|------------------|-----------|-------|
| 1. wouldn't | <u>would not</u> | 6. he'll | _____ |
| 2. we've | _____ | 7. hasn't | _____ |
| 3. didn't | _____ | 8. she's | _____ |
| 4. that's | _____ | 9. won't | _____ |
| 5. we'd | _____ | 10. I've | _____ |



Directions: Read each sentence and the contractions shown below the blank. Complete the sentence by writing the two words that make up the contraction.

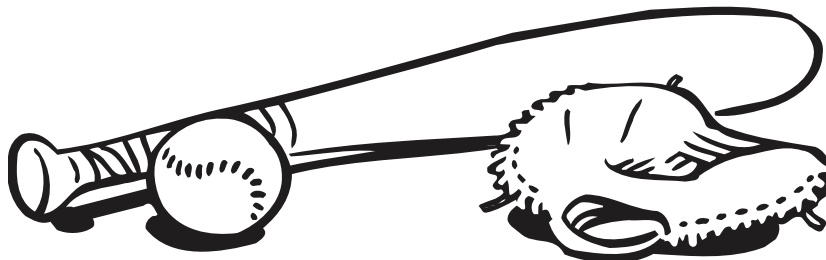
11. They would like to move to a warmer part of the country.
(They'd)
12. He _____ like to eat right after running.
(doesn't)
13. _____ been to the lake several times.
(We've)
14. She _____ be able to come over tomorrow.
(won't)
15. _____ feeling a little sick today.
(I'm)



Contraction Action

Directions: Circle the contraction that completes each sentence. Then write it on the line. Don't forget to start the sentence with a capital letter.

1. _____ my dog.
(Won't, That's, She'll)
2. _____ enough for both of us.
(There's, He'll, Can't)
3. _____ ten years old.
(He's, I'll, Won't)
4. _____ come to the party.
(We'll, He's, I'm)
5. _____ show us how to do it.
(There's, They'll, She's)
6. _____ you coming?
(We'll, It's, Aren't)
7. _____ the next thing on the list?
(I'll, What's, Can't)
8. She _____ help me.
(won't, that's, she'll)
9. I _____ find it.
(there's, he'll, can't)
10. _____ up to bat first.
(We'll, He's, Can't)
11. Those boys _____ in our class.
(there's, aren't, shouldn't)
12. I _____ do that by myself.
(we'll, it's, can't)
13. You _____ home when I called.
(weren't, here's, they'll)
14. _____ be the first in line.
(Aren't, You'll, Can't)






Take Note

Directions: Read the list of words and sentences. Write the word from the list that makes sense in each sentence. Draw a line between the syllables of the written word.

1. I had to re/write my story.
2. We had to _____ the gas tank before we headed home.
3. He worked hard to _____ the knot.
4. She talked so _____ we could barely hear her.
5. Before we started the lesson, we took a _____.
6. Bringing me flowers was a _____ thing to do.
7. They had a _____ night with the new baby.
8. They _____ eating vegetables.
9. On _____ days, I like to curl up with a good book.
10. The plates were _____ placed on the table.
11. Did you _____ me on the phone?
12. He ran _____ than he ever had before.



overhear
untie
pretest
sleepless
thoughtful
refill
dislike
neatly
softly
rewrite
rainy
faster



Look It Up


Directions: Read the word and divide it into syllables. Circle the one that is divided correctly. Use a dictionary to check your answers.

- | | | | |
|---------------------|-----------|-----------|-----------|
| 1. fever | fe/ver | fev/er | feve/r |
| 2. baby | bab/y | ba/by | b/aby |
| 3. secret | se/cret | sec/ret | secr/et |
| 4. zebra | zebr/a | zeb/ra | ze/bra |
| 5. label | lab/el | la/bel | labe/l |
| 6. spider | spi/der | spid/er | sp/ider |
| 7. tiny | tin/y | t/in/y | ti/ny |
| 8. silent | sil/ent | si/lent | sile/nt |
| 9. music | mus/ic | mu/sic | musi/c |
| 10. cartoon | car/toon | cart/oon | ca/rtoon |
| 11. thirteen | thi/rteen | thirt/een | thir/teen |
| 12. garden | ga/rden | gard/en | gar/den |
| 13. umpire | um/pire | ump/ire | u/mpire |
| 14. window | wind/ow | wi/ndow | win/dow |
| 15. number | nu/mber | num/ber | numb/er |





Separating Syllables



Directions: Mark the circle in front of the choice that is divided into syllables correctly.

1. **batter**

- batt/er
- ba/tter
- bat/ter

2. **buddy**

- bud/dy
- bu/ddy
- budd/y

3. **umpire**

- ump/ire
- um/pire
- u/mpire

4. **secret**

- se/cret
- sec/ret
- secr/et

5. **undo**

- un/do
- u/ndo
- und/o

6. **tiny**

- tin/y
- ti/ny
- t/in/y

7. **nothing**

- noth/ing
- not/hing
- no/thing

8. **silent**

- sil/ent
- si/lent
- silen/t

9. **spider**

- spid/er
- spide/r
- spi/der

10. **misplace**

- misp/lace
- mis/place
- mi/splace

11. **arrow**

- ar/row
- a/rrow
- arr/ow

12. **preview**

- prev/iew
- pre/view
- previ/ew

13. **mailbox**

- mai/lbox
- mailb/ox
- mail/box

14. **thirteen**

- thi/rteen
- thir/teen
- thirt/een

15. **title**

- tit/le
- ti/tle
- tit/le

16. **later**

- la/ter
- lat/er
- late/r

17. **tiptoe**

- tipt/oe
- ti/ptoe
- tip/toe

18. **zebra**

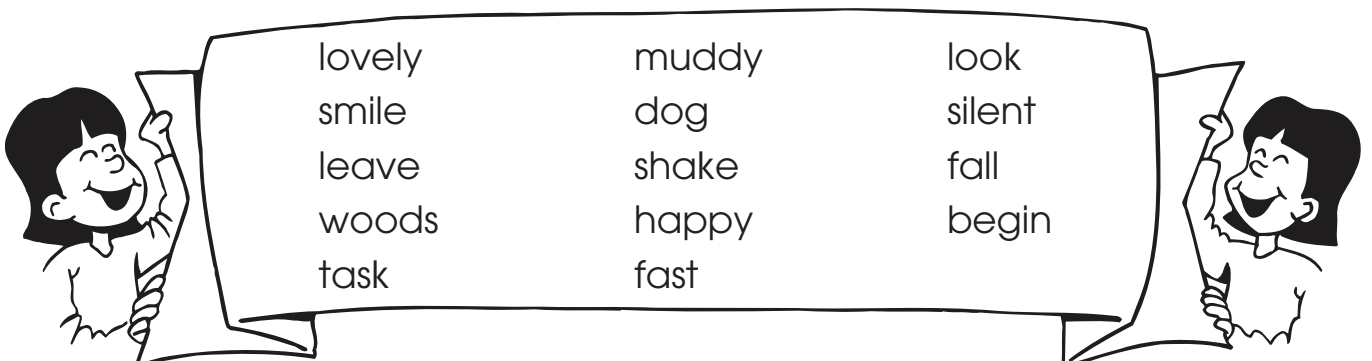
- zeb/ra
- zebr/a
- ze/bra



Synonym Means the Same

Directions: Read each analogy and the words on the banner. Write one of the choices on the line to finish the analogy.

1. Peaceful is to calm as quiet is to silent.
2. Faraway is to distant as exit is to _____.
3. Truthful is to honest as job is to _____.
4. Disappear is to vanish as tremble is to _____.
5. Hit is to strike as peek is to _____.
6. Toss is to throw as grin is to _____.
7. Smart is to clever as forest is to _____.
8. Bunny is to rabbit as puppy is to _____.
9. Fix is to repair as autumn is to _____.
10. Bucket is to pail as cheerful is to _____.
11. Find is to discover as start is to _____.
12. Unusual is to rare as beautiful is to _____.
13. Noisy is to loud as quick is to _____.
14. Angry is to mad as dirty is to _____.





Antonym Is the Opposite

Directions: Read each analogy and the answer choices. Circle the correct antonym to complete the analogy.

1. Honest is to dishonest as fast is to (**past, slow, quick**).
2. Clean is to dirty as easy is to (**early, fresh, hard**).
3. Rough is to smooth as heavy is to (**light, weighty, hearty**).
4. Dark is to light as night is to (**evening, day, dusk**).
5. Helpful is to helpless as up is to (**high, down, stairs**).
6. In is to out as under is to (**below, wonder, over**).
7. Man is to woman as boy is to (**joy, girl, son**).
8. Good is to bad as love is to (**like, hate, dove**).
9. Sunrise is to sunset as morning is to (**evening, warning, dawn**).
10. Win is to lose as dry is to (**wet, sigh, smooth**).
11. Old is to young as big is to (**huge, bug, little**).
12. New is to old as stale is to (**fresh, old, pail**).
13. Warm is to cool as hot is to (**warm, heat, cold**).

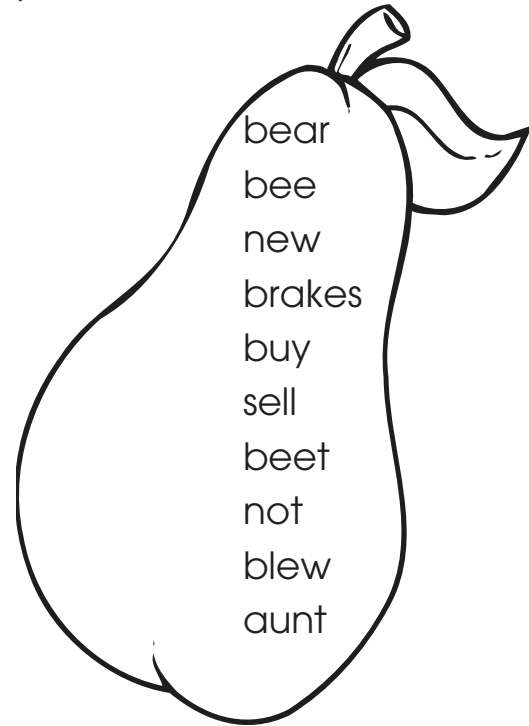




A Pair of Pears

Directions: Match the words that sound the same. Write the word from the pear next to its homophone.

1. ant aunt
2. be _____
3. bare _____
4. beat _____
5. blue _____
6. breaks _____
7. by _____
8. cell _____
9. knew _____
10. knot _____



11. close _____
12. deer _____
13. eight _____
14. eye _____
15. for _____
16. hear _____
17. herd _____
18. hole _____
19. know _____
20. night _____

**Extra.**

Write a sentence that has a pair of homophones in it.



The Bare Bear

Directions: Circle the correct word for each sentence.

1. He (**knew, new**) how to spell the word.
2. She did (**knot, not**) lose her book this time.
3. He had (**know, no**) idea where his brother was.
4. The (**knight, night**) fought bravely.
5. She was the only (**one, won**) home.
6. There was only an (**our, hour**) of sunlight left in the day.
7. I have a new (**pear, pair**) of shoes.



Directions: Write the correct word for each sentence.


- | | | |
|-------------------------------------|-------|--------|
| 8. He ate a whole _____ of pie. | piece | peace |
| 9. I want to _____ a good story. | right | write |
| 10. She _____ a horse at the ranch. | rode | road |
| 11. I _____ the letter. | sent | scent |
| 12. _____ are only two books. | Their | There |
| 13. I hurt my _____ last night. | toe | tow |
| 14. Please _____ for me. | wait | weight |
| 15. My _____ sent me a gift. | ant | aunt |



Same but Different

Directions: Circle the word that rhymes with the boldface word in each sentence.

- I will **read** that book next week.
feed fed
- Lead** is very heavy.
feed fed
- Does** your mom know?
fuzz clothes
- How long does a fly **live**?
hive give
- The **cow** moved slowly.
how know
- I sit in the first **row** in class.
cow know
- The nurse fixed his **wound**.
tuned found
- She will **lead** the way.
said bead
- He **read** that book last week.
bed seed
- We were on **live** television.
hive give
- I **wound** the yarn into a ball.
tuned found
- I know how to tie a **bow**.
cow know
- He will **tear** up that paper.
hear bear
- We took a **bow** after we sang.
cow know
- A **tear** came to her eye.
hear bear
- I saw two **does** in the field.
glows buzz





Brain Busters

Directions: Choose the word that completes each analogy. Write it on the line. Some pairs are synonyms, some are antonyms, and some are homophones. Read carefully.

1. Wait is to weight as tale is to _____.
truth sail tail
2. Spend is to save as take is to _____.
give make grab
3. Yes is to no as always is to _____.
ways never forever
4. Knew is to new as sale is to _____.
cheap sail penny
5. Present is to gift as close is to _____.
far clear near
6. Hurry is to rush as hurt is to _____.
heal harm dirt
7. Bought is to sold as happy is to _____.
joyful sad happen
8. Week is to weak as your is to _____.
my his you're
9. Trail is to path as tale is to _____.
story fail bath
10. Sink is to float as whisper is to _____.
shout while scissors





Write the Order

Directions: Write each set of words in alphabetical order.

1. does
fire
clothes
around
eight
buy

3. round
second
night
mouth
pair
quick

2. itself
keep
just
give
lamb
head

4. woman
zipper
very
though
until
yellow



Ready, Set, March!

Directions: Circle the word that comes first in alphabetical order.

1. blue
back
bring

2. pond
play
pen

3. scream
strange
skunk

4. free
fair
fun

5. coin
coin
car





6. king
koala
knight

7. scene
shape
save

8. wet
with
what

9. dim
draw
day

10. coast
cast
close



Directions: Write each set of words in alphabetical order.

11. soft, sand, send _____

12. gum, gave, germ _____

13. ram, ride, rode _____


14. mask, must, most _____

15. bedding, black, batter _____



Putting It Together

Directions: Mark the circle in front of the sentence that tells about the picture.




1.

- The book was in the closet.
- The book was on the top shelf.
- The boy wanted his lunch.



2.

- They sailed a boat around the lake.
- They ate lunch in the park.
- They painted pictures of a sailboat.



3.

- She left her bike out in the rain.
- She gave her bike to a friend.
- She put her bike away carefully.



4.

- He walked on the beach.
- He bought new shoes.
- He went to his friend's house.



5.

- They ate dinner at home.
- They had a picnic in the park.
- They played on the swings at the park.



6.

- The princess sang at the ball.
- The princess told a beautiful story.
- The princess danced with the prince.




Matching Meanings

Directions: Read the sentences. Write the letter of the sentence in the second group that has the same meaning on the line.

1. ___ I have to rewrite my story.
2. ___ I had a sleepless night.
3. ___ There was a snowstorm yesterday.
4. ___ Raindrops pounded on the roof.
5. ___ The old porch was unsafe.
6. ___ We had to replace the lightbulb.
7. ___ My new shirt isn't washable.
8. ___ The toys were reachable.
9. ___ The sky was filled with clouds.
10. ___ The dog was harmless.
11. ___ We have to write a weekly report.
12. ___ Our game tickets were prepaid.

- A. I can't wash my new shirt.
- B. The porch wasn't safe.
- C. We changed the lightbulb.
- D. I was awake all night.
- E. Yesterday was a snowy day.
- F. I have to write my story again.
- G. It rained hard.
- H. We write a report every week.
- I. It was cloudy outside.
- J. The dog wouldn't bite.
- K. We paid for our tickets before the game.
- L. We could reach the toys.





Skills Assessmentpage 6

- | | |
|----------------|--------------|
| 1. str | 16. useless |
| 2. sh | 17. men |
| 3. spr | 18. late |
| 4. gr | 19. slow |
| 5. str | 20. hot |
| 6. ch | 21. down |
| 7. sm | 22. girl's |
| 8. sh | 23. dog's |
| 9. th | 24. men |
| 10. nt | 25. children |
| 11. redo | 26. They're |
| 12. thankful | 27. tale |
| 13. happier | 28. meat |
| 14. preview | 29. sight |
| 15. disbelieve | 30. toe |

Over Land and Sea.....page 8

- | | | |
|------|------|-------|
| 1. m | 5. h | 9. b |
| 2. r | 6. b | 10. v |
| 3. v | 7. h | 11. l |
| 4. l | 8. s | 12. s |

Clue Factorypage 9

- | | | |
|------|-------|-------|
| 1. k | 6. t | 11. t |
| 2. p | 7. w | 12. n |
| 3. f | 8. p | 13. f |
| 4. p | 9. n | 14. w |
| 5. n | 10. w | |

Rhyming Riddlespage 10

1. a fun ton
2. a pine line
3. a rain drain
4. a bug hug
5. a bark park
6. the top hop
7. at a kite site
8. Sir Fur
9. on Bill Hill
10. a wet pet

A Quick Changepage 11

- | | |
|---------|----------|
| 1. mad | 8. can |
| 2. fade | 9. van |
| 3. tape | 10. ride |
| 4. fat | 11. fine |
| 5. pane | 12. rip |
| 6. cape | 13. sit |
| 7. mane | 14. hope |

Rain Paradepage 12

- | | |
|---------|-----------|
| 1. wave | 9. line |
| 2. bee | 10. tune |
| 3. face | 11. heat |
| 4. vote | 12. gate |
| 5. bead | 13. cube |
| 6. kite | 14. hole |
| 7. fine | 15. flute |
| 8. boat | |

Summer Day.....page 13

short-vowel words:

- | | | |
|------|-----|--------|
| help | net | bags |
| ten | pop | fun |
| ran | hot | little |
| sun | | |

long-vowel words:

- | | | |
|-------|--------|------|
| sale | bikes | came |
| lined | chased | home |
| gate | five | |
| rode | cute | |

Cecee's Cakepage 14

hard c words:

- | | | |
|------|------|------|
| come | cone | cow |
| cake | cane | cage |
| coat | curb | |

soft c words:

- | | | |
|--------|--------|------|
| center | cent | city |
| circus | cider | cell |
| cement | circle | |

Get in the Gamepage 15

- | | |
|---------|----------|
| 1. gym | 8. gate |
| 2. gym | 9. gate |
| 3. gate | 10. gym |
| 4. gym | 11. gym |
| 5. gate | 12. gate |
| 6. gate | 13. gate |
| 7. gym | 14. gym |

The Scary Story Club...page 16

Scary Story Club Meeting This Thursday!

Bring a spooky scarf and your best fake scabs! The Scary Story Club will meet at Steve's house on Tuesday. Stop by to share your stories.

Spin a tale about scary spiders or monsters that turn students to stone.

Don't be shy to speak! Share your tale and cast a spell. Stay to hear all of the stories! It would be a shame to miss this special meeting.

Danger!page 17

- | | |
|---------------|----------------|
| 1. dr, dream | 8. br, bread |
| 2. gr, gray | 9. fr, fruit |
| 3. tr, train | 10. tr, trip |
| 4. gr, grain | 11. cr, crack |
| 5. br, bright | 12. dr, dragon |
| 6. dr, drops | 13. cr, cross |
| 7. br, brown | 14. br, brave |

Flickering Flamespage 18

- | | |
|---------------------------|-----------|
| 1. bloom | 4. slide |
| 2. cloudy | 5. planet |
| 3. glue | 6. flames |
| 7.-10. Answers will vary. | |

Spring Flowers.....page 19

- | | | |
|--------|---------|---------|
| 1. thr | 6. spl | 11. thr |
| 2. spl | 7. scr | 12. str |
| 3. spr | 8. spr | 13. thr |
| 4. spl | 9. str | 14. str |
| 5. scr | 10. scr | |

Summer Break.....page 20

- | | | |
|-------|-------|--------|
| 1. nd | 5. nt | 9. nt |
| 2. nd | 6. nd | 10. nk |
| 3. nk | 7. nt | 11. nt |
| 4. nt | 8. nk | 12. nd |

Riding the Pony

Express.....page 21

- | | |
|---------|----------|
| 1. past | 7. fast |
| 2. wild | 8. cold |
| 3. rest | 9. lamp |
| 4. told | 10. dust |
| 5. west | 11. jump |
| 6. risk | 12. task |

Cheer for the Team.....page 23

ea words:

- | | | |
|-------|-------|------|
| team | leave | east |
| teach | meal | mean |
| real | heat | |

ee words:

- | | |
|------|-------|
| feel | seen |
| free | teeth |

1.-4. Answers will vary.

The "O" Teampage 24

oa words may include any six of these:

- | | | |
|----------|----------|---------|
| boat(s) | coat(s) | loan(s) |
| float(s) | bloat(s) | |
| groan(s) | coast | |

ow words may include any six of these:

- | | |
|------|-------|
| snow | flow |
| grow | grown |
| row | blown |
| glow | flown |

Autumn Leavespage 25

- | | | |
|-------|--------|--------|
| 1. au | 6. au | 11. au |
| 2. oo | 7. oo | 12. au |
| 3. ew | 8. oo | 13. ew |
| 4. ew | 9. ew | 14. oo |
| 5. au | 10. oo | |

Crawling Along.....page 26

- | | |
|-------|--------|
| 1. aw | 8. ou |
| 2. ow | 9. aw |
| 3. aw | 10. ow |
| 4. ou | 11. aw |
| 5. ow | 12. aw |
| 6. aw | 13. ou |
| 7. ou | 14. aw |



An Eye on the Pie.....page 27

- | | |
|----------|-----------|
| 1. die | 5. shield |
| 2. flies | 6. lie |
| 3. thief | 7. field |
| 4. tie | 8. chief |

pie words:

- | | |
|-------|-----|
| die | tie |
| flies | lie |

shield words:

- | | |
|--------|-------|
| thief | field |
| shield | chief |

The Pony and the Fly ..page 28

y sounds like i:

- | | | |
|-----|-----|-----|
| try | shy | my |
| fly | eye | by |
| why | dry | fry |

y sounds like e:

- | | | |
|--------|-------|------|
| only | very | any |
| pretty | lady | tiny |
| baby | happy | many |

Message in a Bottlepage 30

Dear Friend,

This is my last chance. It is a shame I shall never see the treasure chest and all its gold. But be of good cheer. Your luck is about to change.

In this bottle is a chart that will show you the way to our sunken ship. Once it sailed proudly on the sea, but now it is down on the bottom with the shells. The chest is in the captain's room. A big chain is around it. The chain is closed with a lock. The key is here for you. Shake the bottle and it should come out.

Look sharp and keep your mouth shut or your time as a rich man will be short. It makes me happy to share this with you and your children. Others in the crew may still be alive. They might chase you if they find out you have the gold, but keep your chin up. I know you will win in the end.

Our Field Trip.....31

- | | |
|------------|-----------|
| 1. third | 11. why |
| 2. think | 12. three |
| 3. whales | 13. throw |
| 4. them | 14. They |
| 5. while | 15. Where |
| 6. Thunder | 16. That |
| 7. than | 17. thank |
| 8. Then | 18. what |
| 9. whale | 19. The |
| 10. There | |

Space Safari.....page 33

- sh, spaceship
- sh, shook
- Ch, Chills
- sh, pushing
- Wh, What
- ch, charts
- ch, chosen
- sh, splashed

More Rhyming

Riddlespage 34

- long gong
- strong song
- king ring
- swing sting
- math bath
- sloth cloth
- clang fang
- stinger bringer
- path bath

The Laughing

Elephant.....page 35

- elephant
- alphabet, phone
- tough
- photograph
- enough, cough
- laugh
- rough
- nephew

A Whale of a Puzzlepage 36

across:

- | | |
|-----------|-----------|
| 3. chase | 14. watch |
| 5. them | 15. there |
| 6. change | 16. three |
| 8. cough | 17. rough |
| 11. show | |

down:

- | | |
|-----------|-----------|
| 1. ring | 9. father |
| 2. where | 10. white |
| 3. chips | 11. sheet |
| 4. school | 12. other |
| 5. tough | 13. laugh |
| 7. enough | 14. what |

Starry, Starry Nightpage 38

- | | | |
|---------|---------|-----------|
| 1. jar | 6. yard | 10. mark |
| 2. tar | 7. bark | 11. dark |
| 3. star | 8. car | 12. part |
| 4. scar | 9. park | 13. shark |
| 5. hard | | |

Lucky Cloverpage 39

- | | |
|-------|-------------|
| 1. ur | 8. ur |
| 2. ir | 9. er |
| 3. or | 10. morning |
| 4. er | 11. porch |
| 5. ur | 12. hurt |
| 6. or | 13. shirt |
| 7. ir | 14. turn |

Roy's Coinspage 40

oi and oy words:

- | | | |
|---------|-------|-------|
| Roy('s) | toil | toys |
| join | soil | joy |
| coin(s) | boil | moist |
| boys | point | spoil |
| enjoy | foil | avoid |

Special Vowelspage 41

- | | |
|----------|-----------|
| 1. oil | 8. pound |
| 2. noise | 9. boils |
| 3. shout | 10. soil |
| 4. owl | 11. point |
| 5. plow | 12. mouth |
| 6. toys | 13. tower |
| 7. crowd | 14. boy |

Knock Knock.....page 42

- | | |
|----------|------------|
| 1. ripe | 8. nest |
| 2. nice | 9. next |
| 3. run | 10. nap |
| 4. note | 11. ran |
| 5. never | 12. net |
| 6. real | 13. needle |
| 7. rake | |

A Brave Knightpage 43

In order of appearance:

night; gh circled
knight; kn and gh circled
signed; g circled
knew; k circled
high; gh circled
light; gh circled
gnats; g circled
climb; b circled
sword; w circled

Summer Camppage 44

words with silent letters:

- | | | |
|------------|--------|--------|
| would | gnats | enough |
| knew | fight | caught |
| knife | wrist | wrote |
| flashlight | wrap | write |
| climb | taught | |

Chasing Jojo.....page 45

- walked, walking
- enjoyed, enjoying
- burned, burning
- cleaned, cleaning
- coughed, coughing
- danced, dancing
- brushed, brushing
- chewed, chewing
- covered
- crashing
- asked
- calling
- boiling
- dressed



Tall, Taller, Tallestpage 46

1. happier, happiest
2. stronger, strongest
3. greener, greenest
4. shorter, shortest
5. kinder, kindest
6. curlier, curliest
7. newer, newest
8. tougher, toughest
9. quicker, quickest
10. older, older
11. greatest
12. longer
13. fastest
14. quieter

Helpful Suffixespage 47

1. colorful, colorless
2. hopeful, hopeless
3. powerful, powerless
4. thoughtful, thoughtless
5. useful, useless
6. careful, careless
7. helpful, helpless
8. harmful, harmless
9. thankful, thankless
10. fearful, fearless
11. colorful
12. harmless
13. hopeful
14. fearful
15. thoughtful

Artful Endingspage 48

1. lucky
2. sticky
3. cloudy
4. squeaky
5. frosty
6. slowly
7. quickly
8. weekly
9. softly
10. friendly
11. loudly
12. stinky
13. sleepy
14. quietly
15. really

Bookish Benitapage 49

1. childish
2. lovable
3. doable
4. reddish
5. bookish
6. boyish
7. greenish
8. enjoyable
9. likable
10. playable

Review and Recitepage 50

1. do
2. paid
3. done
4. call
9. means not heated
10. means to arrange again
11. means to make again
12. means not cooked
13. means not tied
14. means to run again
5. happy
6. made
7. write
8. able

Tonight's Previewpage 51

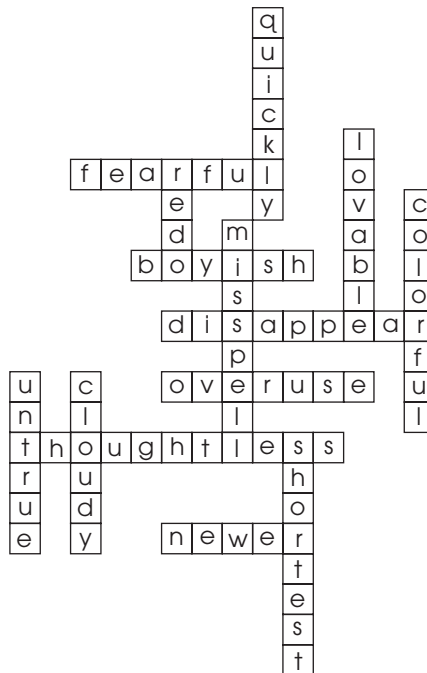
1. pre
2. dis
3. pre
4. pre
5. dis
6. dis
7. pre
8. dis
9. dis

Don't Oversleep!page 52

1. overdo
2. overuse
3. mistreat
4. misspell
5. oversleep
6. misuse
7. misunderstand
8. overbake
9. miscount
10. mishear
11. overpay
12. mislabel
13. overflow
14. misnamed
15. overeat

Super Sleuthpage 53

1. shortest
2. newer
3. quickly
4. colorful
5. thoughtless
6. fearful
7. cloudy
8. boyish
9. lovable
10. redo
11. overuse
12. misspell
13. untire
14. disappear



Birthday Surprisepage 55

1. gifts
2. dishes
3. dimes
4. peaches
5. pitches
6. glasses
7. dresses
8. lakes
9. lights
10. hills
11. shells
12. boxes
13. foxes
14. races
15. wheels
16. brushes

Bunches of Bugspage 56

1. axes
2. benches
3. birds
4. boxes
5. cows
6. coaches
7. classes
8. parts
9. pigs
10. dresses
11. horses
12. dishes
13. snakes
14. watches

Special Casespage 57

1. children
2. women
3. deer
4. teeth
5. feet
6. geese
7. sheep
8. moose
9. men
10. mice

Bear's Bedpage 58

1. truck's windows
2. Marina's game
3. bear's fur
4. Chandra's bag
5. boy's gloves
6. monkey's tail
7. birds' wings
8. dentists' office
9. books' covers
10. scouts' tents
11. students' homework
12. players' field

The Cows' Escapepage 59

1. dog's
2. boys'
3. cats'
4. rooms'
5. Mary's
6. cars'
7. school's
8. girls'
9. neighbor's
10. teacher's
11. guests'
12. students'

An Afternoon

Daydreampage 60

1. after noon
2. air plane
3. camp fire
4. foot step
5. butter milk
6. grand father
7. keyboard
8. moutaintop
9. classroom
10. daydream
11. homework
12. carefree
13. daylight
- 14.-15. Answers will vary.



Little Mountain Town...page 61

- | | |
|---------------|---------------|
| 1. bedroom | 6. sidewalk |
| 2. downstairs | 7. baseball |
| 3. Outside | 8. fireworks |
| 4. seashore | 9. everything |
| 5. seashells | |

Skill Drill.....page 62

1. would not
2. we have
3. did not
4. that is (or that was)
5. we would (or we had)
6. he will
7. has not
8. she is (or she was)
9. will not
10. I have
11. They would
12. does not
13. We have
14. will not
15. I am

Contraction Actionpage 63

- | | |
|------------|-------------|
| 1. That's | 8. won't |
| 2. There's | 9. can't |
| 3. He's | 10. He's |
| 4. We'll | 11. aren't |
| 5. They'll | 12. can't |
| 6. Aren't | 13. weren't |
| 7. What's | 14. You'll |

Take Note.....page 64

- | | |
|----------------|---------------|
| 1. re/write | 7. sleep/less |
| 2. re/fill | 8. dis/like |
| 3. un/tie | 9. rain/y |
| 4. soft/ly | 10. neat/ly |
| 5. pre/test | 11. over/hear |
| 6. thought/ful | 12. fast/er |

Look It Up.....page 65

- | | |
|------------|---------------|
| 1. fe/ver | 9. mu/sic |
| 2. ba/by | 10. car/toon |
| 3. se/cret | 11. thir/teen |
| 4. ze/bra | 12. gar/den |
| 5. la/bel | 13. um/pire |
| 6. spi/der | 14. win/dow |
| 7. ti/ny | 15. num/ber |
| 8. si/lent | |

Separating Syllables...page 66

- | | |
|-------------|---------------|
| 1. bat/ter | 10. mis/place |
| 2. bud/dy | 11. ar/row |
| 3. um/pire | 12. pre/view |
| 4. se/cret | 13. mail/box |
| 5. un/do | 14. thir/teen |
| 6. ti/ny | 15. ti/tle |
| 7. no/thing | 16. la/ter |
| 8. si/lent | 17. tip/toe |
| 9. spi/der | 18. ze/bra |

Synonym Means the

Same.....page 67

- | | |
|-----------|------------|
| 1. silent | 8. dog |
| 2. leave | 9. fall |
| 3. task | 10. happy |
| 4. shake | 11. begin |
| 5. look | 12. lovely |
| 6. smile | 13. fast |
| 7. woods | 14. muddy |

Antonym Is the

Opposite.....page 68

- | | |
|----------|------------|
| 1. slow | 8. hate |
| 2. hard | 9. evening |
| 3. light | 10. wet |
| 4. day | 11. little |
| 5. down | 12. fresh |
| 6. over | 13. cold |
| 7. girl | |

A Pair of Pearspage 69

- | | |
|-----------|-------------|
| 1. aunt | 11. clothes |
| 2. bee | 12. dear |
| 3. bear | 13. ate |
| 4. beef | 14. I |
| 5. blew | 15. four |
| 6. brakes | 16. here |
| 7. buy | 17. heard |
| 8. sell | 18. whole |
| 9. new | 19. no |
| 10. not | 20. knight |

The Bare Bear.....page 70

- | | |
|-----------|-----------|
| 1. knew | 9. write |
| 2. not | 10. rode |
| 3. no | 11. sent |
| 4. knight | 12. There |
| 5. one | 13. toe |
| 6. hour | 14. wait |
| 7. pair | 15. aunt |
| 8. piece | |

Same but Different.....page 71

- | | |
|----------|-----------|
| 1. feed | 9. bed |
| 2. fed | 10. hive |
| 3. fuzz | 11. found |
| 4. give | 12. know |
| 5. how | 13. bear |
| 6. know | 14. cow |
| 7. tuned | 15. hear |
| 8. bead | 16. glows |

Brain Busterspage 72

- | | |
|----------|-----------|
| 1. tail | 6. harm |
| 2. give | 7. sad |
| 3. never | 8. you're |
| 4. sail | 9. story |
| 5. near | 10. shout |

Write the Orderpage 73

- | | |
|-----------|-----------|
| 1. around | 3. mouth |
| buy | night |
| clothes | pair |
| does | quick |
| eight | round |
| fire | second |
| 2. give | 4. though |
| head | until |
| itself | very |
| just | yellow |
| keep | zipper |
| lamb | |

Ready, Set, March!page 74

1. back
2. pen
3. scream
4. fair
5. car
6. king
7. save
8. wet
9. day
10. cast
11. sand, send, soft
12. gave, germ, gum
13. ram, ride, rode
14. mask, most, must
15. batter, bedding, black

Putting It Togetherpage 75

1. The book was on the top shelf.
2. They sailed a boat around the lake.
3. She put her bike away carefully.
4. He bought new shoes.
5. They had a picnic at the park.
6. The princess danced with the prince.

Matching Meanings.....76

- | | | |
|------|------|-------|
| 1. F | 5. B | 9. I |
| 2. D | 6. C | 10. J |
| 3. E | 7. A | 11. H |
| 4. G | 8. L | 12. K |