





The cube is behind the Teddy bear.




The cube is on the right.



The cube is in front of the Teddy bear.




The cube is behind the Teddy bear.



The cube is under the Teddy bear.




The cube is in front of the Teddy bear.




The cube is on the Teddy bear.




The cube is under the Teddy bear.




The cube is between the Teddy bears.




The cube is on the Teddy bear.




The cube is on the left.



The cube is between the Teddy bears.



The cube is on the right.




The cube is on the left.



The cube is on the left.




The cube is between the Teddy bears.



The cube is on the right.




The cube is on the left.



The cube is behind the Teddy bear.




The cube is on the right.




The cube is in front of the Teddy bear.




The cube is behind the Teddy bear.




The cube is under the Teddy bear.




The cube is in front of the Teddy bear.




The cube is on the Teddy bear.




The cube is under the Teddy bear.



The cube is between the Teddy bears.





The cube is on the Teddy bear.





The cube is in front of the Teddy bear.

The cube is between the Teddy bears.




The cube is under the Teddy bear.

The cube is on the left.



The cube is on the Teddy bear.

The cube is on the right.



The cube is behind the Teddy bear.



1




1



The cube is _____ the Teddy bear.

The Teddy bear is _____ the cube.

2




2



The cube is _____ the Teddy bear.

The Teddy bear is _____ the cube.

3




3



The cube is _____ the Teddy bear.

The Teddy bear is _____ the cube.

4




4



The cube is _____ the Teddy bear.

The Teddy bear is _____ the cube.

5




5



The cube is _____ the Teddy bear.

The Teddy bear is _____ the cube.

6




6



The cube is _____ the Teddy bear.

The Teddy bear is _____ the cube.

7



7



The cube is _____ the Teddy bears.

The Teddy bears are _____ the cube.

Dominoes Directions

- Print the 28 pieces on cardboard or any other kind of thick paper.
- If you want them to last long, laminate them before cutting the pieces.
- Cut the pieces.
- Students can match picture/picture, picture/word, word/word.
- 4 players each time, 7 dominoes to each player.
- Further directions at:
<http://www.learnplaywin.net/dominoes/dominoes-rules-draw.htm>



Memory cards directions

Print the cards on thick paper. (front and back)

Fold the sheet so the back and the front can be glued together.

Laminate before cutting if you want the cards to last long.

Cut the cards.

Shuffle the cards and put them on a table or the floor, the players can see only their back.

Organize the cards in rows and columns.

The student turns the first card and has to find the corresponding card.

If he gets the pair right (picture and words) he keeps the pair and plays again.

If he gets the pair wrong he turns the card again and it's the next player's turn.

The winner is the players with the greatest number of pairs at the end of the game.