



Positively Autism

Free Resources, Lesson Plans, Teaching Materials, and more

Train Reading Activities




Make reading flashcards fun!

Sight Word Train



Write your student or child's current reading words on note cards. In order to fit the train above, I cut standard size notecards in half and used one half for each word. For my students, I called it the "Sight Word Train." I would say in an excited voice, "Here comes the Sight Word Train!" I would then drive the toy train across the table with no flash cards on it. After I "parked" the train in front of the student, I placed the flash cards on the train of whatever the student's current reading vocabulary words were. We then practiced reading those words. I then took the cards off and replaced them with the next set of words, if there were more words to work on. After each set of words, I let the child play with the train for a few minutes as a reward. The student could play with it for the length of time it took me to sing the first verse of the song, "This Train." View the video of this song here: <http://youtu.be/Zqi90QoZtpc>

Train Station Flashcards



Put a flashcard in front of a small toy "train station." After the student reads the word, you can do something fun, like have a toy train drive up to the station and take the card away. You can then put a new flash card in its place. The pictures you'll see show some cards with a picture prompt. Eventually, you'd want to fade this prompt out and have the student practice reading the word independently and then turn the card over to find the picture to "check" his or her answer.

Note: these activities are designed to be naturally motivating to children with autism who enjoy trains. However, if your child or student doesn't seem motivated right away, it may be that he or she just needs some time to get used to a new activity and to understand what to do. Additional rewards/reinforcers can be provided if needed.

Visit <http://www.PositivelyAutism.com/> for more free teaching ideas and materials!