

MAKING SMALL TALK

Objective: Using role play, encourage the students to make small talk in everyday situations.

Materials: Role play cards


Procedure

Warm up: Discuss “Small Talk” with the students. Ask them for examples of when we make small talk. Do the things we talk about vary from country to country? Do they enjoy making small talk or do they find it embarrassing?


Activity: Tell the students you are going to give them role play cards with everyday situations. The students then have to decide what kind of small talk they’d make in the circumstances.




You're at a BBQ, make small talk with the chef.




Meeting someone for the first time




You were unable to attend your friend's wedding. Ask how it went



You're a guest at a party, make small talk with the other guests



You are British, make small talk about your country.




You are American, make small talk about your country.



You suddenly meet an old friend
in the most unexpected place.



Make small talk about the
weather



You're standing in a the queue
for check-in. Make small talk.



You're at a party and you meet
an old friend. Make small talk.



Language Advisor