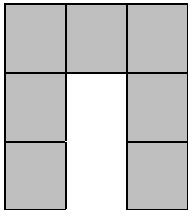


Clothes Battleships

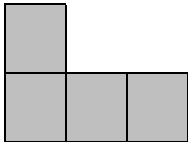
You

Draw the clothes onto your grid. They should not touch.

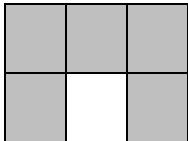
trousers



shoe

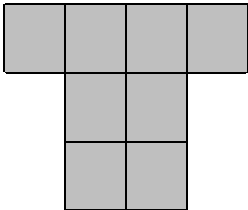


shorts

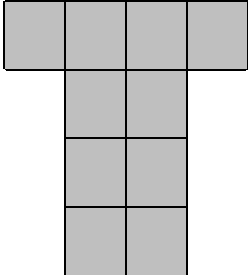


	1	2	3	4	5	6	7	8	9	10
A										
B										
C										
D										
E										
F										
G										
H										
I										
J										

T-shirt



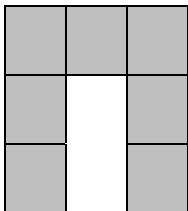
dress



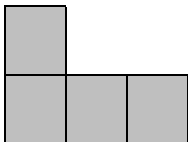
Now find your partner's clothes.

Your Partner

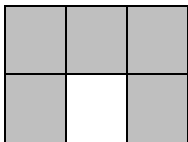
trousers



shoe

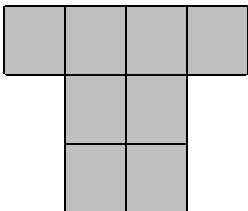


shorts

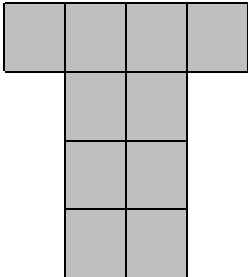


	1	2	3	4	5	6	7	8	9	10
A										
B										
C										
D										
E										
F										
G										
H										
I										
J										

T-shirt



dress



TEACH-THIS.COM

Clothes Battleships

Here is a fun game for young learners to help them practice clothes vocabulary. In the activity, students play a game of battleships using shapes of clothes.

Before class, make one copy of the worksheet for each student.

Procedure

Give each student a copy of the worksheet.

Tell the students to draw the five articles of clothing (T-shirt, dress, shoe, trousers, shorts) anywhere on their grid by copying the shaded clothes on their worksheet.

Explain that the clothes must not touch directly, but the clothes can touch the sides of the grid. Students must also keep their grid secret.

Next, divide the students into pairs.

Explain that the object of the game is to call out coordinates (e.g. b - 4, g - 9) to try and find the clothes on their partner's grid.

If a student gets a 'hit', they shade the square.

If the square is blank, the student says "Miss."

When a student finds an article of clothing, they can ask: Is it a (shoe)? or Are they (shorts)?

However, a student can only ask the question twice for each item of clothing they find.

Their partner replies appropriately.

The first student to find and shade in all their partner's clothes is the winner.